



US00D818550S

(12) **United States Design Patent**
Griffin, IV

(10) **Patent No.:** **US D818,550 S**
(45) **Date of Patent:** **** May 22, 2018**

- (54) **GRIP WRAP**
- (71) Applicant: **GRIPSCHOLAR, LLC**, Cambridge, MA (US)
- (72) Inventor: **Daniel Edward Griffin, IV**, Cambridge, MA (US)
- (73) Assignee: **GripScholar, LLC**, Cambridge, MA (US)

- 2,046,164 A * 6/1936 Herkner A63B 53/14 473/301
 - 3,140,873 A * 7/1964 Goodwin A63B 53/14 473/302
 - D371,818 S * 7/1996 Stolz A63B 53/14 D21/756
 - 5,624,116 A * 4/1997 Yeh A63B 49/08 473/302
 - D379,208 S * 5/1997 Kulisek, Jr. D21/756
 - D395,068 S * 6/1998 George D21/756
- (Continued)

- (**) Term: **15 Years**
- (21) Appl. No.: **29/596,378**
- (22) Filed: **Mar. 8, 2017**

Primary Examiner — Mitchell Siegel
(74) *Attorney, Agent, or Firm* — Muirhead and Saturnelli, LLC

Related U.S. Application Data

- (62) Division of application No. 29/547,216, filed on Dec. 2, 2015, now Pat. No. Des. 784,469, which is a division of application No. 29/512,644, filed on Dec. 22, 2014, now Pat. No. Des. 747,424, which is a division of application No. 29/478,598, filed on Jan. 7, 2014, now Pat. No. Des. 721,775, which is a division of application No. 29/433,875, filed on Oct. 5, 2012, now Pat. No. Des. 699,799.

(57) **CLAIM**

The ornamental design for a grip wrap, as shown and described.

- (51) **LOC (11) Cl.** **21-02**
- (52) **U.S. Cl.**
USPC **D21/756**
- (58) **Field of Classification Search**
USPC D21/732–752, 753, 756–758, 729–752, D21/759, 789
CPC A63B 60/06–60/34; A63B 53/14; A63B 60/00; A63B 60/46
See application file for complete search history.

DESCRIPTION

A portion of the disclosure of this patent document contains material to which a claim for copyright is made. The copyright owner has no objection to the facsimile reproduction by anyone of the patent document or the patent disclosure, as it appears in the Patent and Trademark Office patent file or records, but reserves all other copyright rights whatsoever.

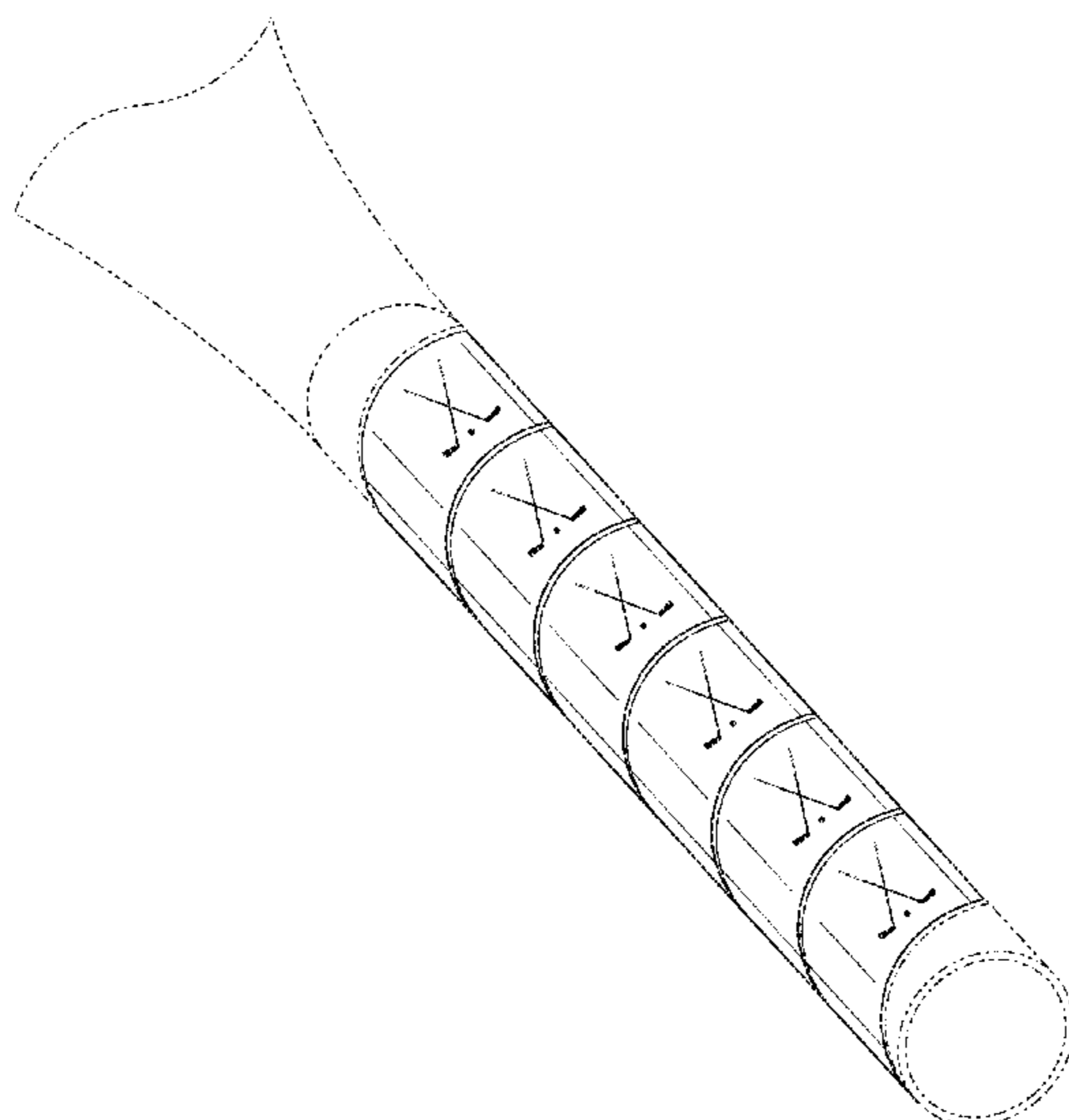
FIG. 1 is a front elevational view of the new design for the grip wrap;
FIG. 2 is an enlarged view of the section indicated in FIG. 1; and,
FIG. 3 is a perspective view showing the grip wrap when wrapped around an unclaimed sports grip of a sports implement.
The broken line showing of enlarged section is included for the purpose of illustrating and forms no part of the claimed design. The dash-dot broken lines represents the boundary and forms no part of the claimed design.

(56) **References Cited**

U.S. PATENT DOCUMENTS

- 1,435,088 A * 11/1922 Smith A63B 53/14 473/302
- 1,940,104 A * 12/1933 Russell A63B 53/14 473/302

1 Claim, 1 Drawing Sheet



(56)

References Cited

U.S. PATENT DOCUMENTS

5,816,934 A * 10/1998 Huang A63B 49/08
473/301
5,827,129 A * 10/1998 Huang A63B 49/08
D21/756
D401,294 S * 11/1998 Kaner A63B 49/08
D21/756
D469,138 S * 1/2003 Huang D21/756
6,558,270 B2 * 5/2003 Kwitek A63B 53/14
D21/756
D556,846 S * 12/2007 Witzeman A63B 53/14
D21/756
D561,281 S * 2/2008 Sims D21/725
D643,489 S * 8/2011 Symonds D21/756
D654,972 S * 2/2012 Green D21/756
D699,799 S * 2/2014 Griffin, IV D21/756
D699,800 S * 2/2014 Griffin, IV D21/756
D721,775 S * 1/2015 Griffin, IV D21/756
D721,776 S * 1/2015 Griffin, IV D21/756
D747,424 S * 1/2016 Griffin, IV D21/756
D747,778 S * 1/2016 Griffin, IV D21/756
D784,469 S * 4/2017 Griffin, IV D21/756
2002/0187845 A1 * 12/2002 Kim A63B 53/14
473/201
2009/0114756 A1 * 5/2009 Hung A63B 49/08
242/532

* cited by examiner

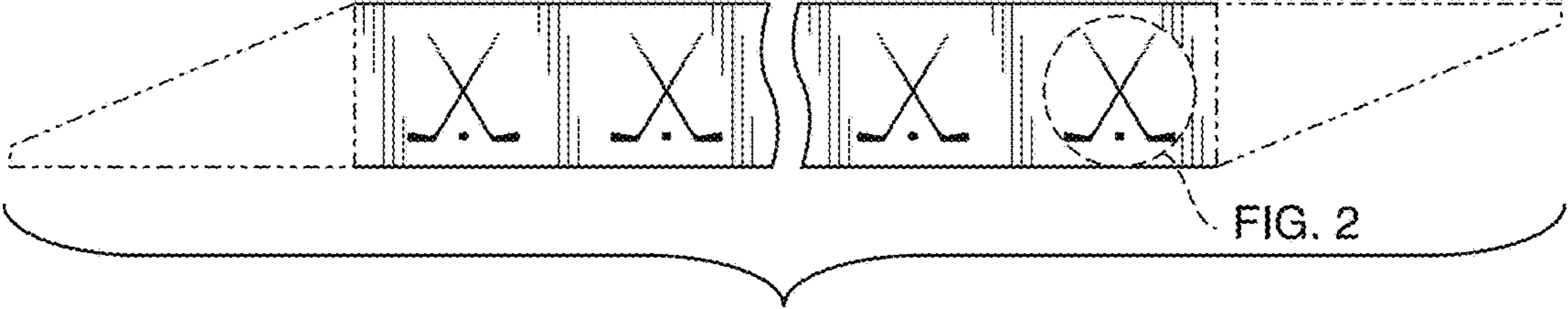


FIG. 1

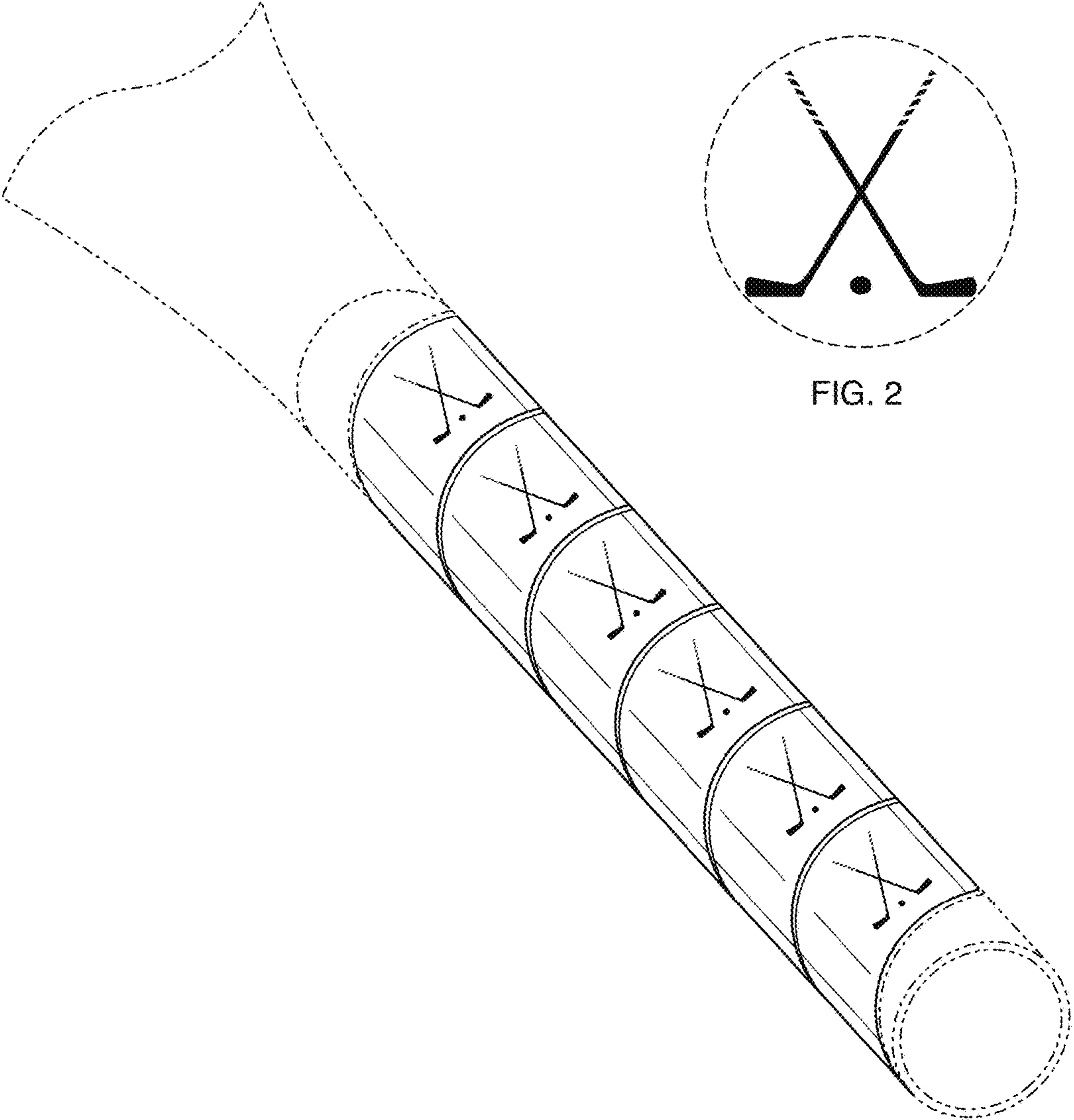


FIG. 3