



US00D818548S

(12) **United States Design Patent** (10) **Patent No.:** **US D818,548 S**
Ho et al. (45) **Date of Patent:** **** May 22, 2018**

(54) **ABDOMINAL EXERCISER**

(71) Applicants: **Wei-Teh Ho**, Taipei (TW); **Willy Wei Yu Ho**, Taipei (TW)

(72) Inventors: **Wei-Teh Ho**, Taipei (TW); **Willy Wei Yu Ho**, Taipei (TW)

(**) Term: **15 Years**

(21) Appl. No.: **29/561,490**

(22) Filed: **Apr. 15, 2016**

Related U.S. Application Data

(63) Continuation-in-part of application No. 14/834,353, filed on Aug. 24, 2015, now Pat. No. 9,511,252.

(51) **LOC (11) Cl.** **21-02**

(52) **U.S. Cl.**
USPC **D21/688**

(58) **Field of Classification Search**
USPC 482/142, 122, 115, 108, 145, 140, 105, 482/111, 123, 121, 126, 144, 143, 148, 482/106, 130, 129, 132, 96, 131, 133, 482/124, 110, 127, 72, 147, 51, 71, 139, 482/97, 92, 137, 98, 1, 907, 95, 112; 206/315.1, 45.2; D21/687, 662, 690, 676, D21/423, 691, 686; 273/449; 472/103; 297/259.1, 16.1, 175, 445.1, 353; 446/482; 607/48, 149, 77, 148; 140/121, 140/122, 123, 124, 90; 601/24; D24/190; D6/601
CPC A63B 23/0211; A63B 21/0552; A63B 2208/0233; A63B 21/1492; A63B 2208/0204

See application file for complete search history.

D379,836 S * 6/1997 Chen D21/691
D380,517 S * 7/1997 Ho D21/691
D381,378 S * 7/1997 Colonello D21/687
D384,379 S * 9/1997 Lin D21/687
D385,929 S * 11/1997 Mishan D21/687
D385,930 S * 11/1997 Chen D21/687
5,725,463 A * 3/1998 Colonello A63B 23/0211
482/131
5,728,035 A * 3/1998 Sands A63B 23/0211
482/132
D393,891 S * 4/1998 Van Der Hoeven D21/676
D395,684 S * 6/1998 Olschansky D21/662
5,772,563 A * 6/1998 Lin A63B 23/0211
482/121
5,779,607 A * 7/1998 Harris A63B 21/0004
482/131
D400,953 S * 11/1998 Huang D21/687
(Continued)

Primary Examiner — Robert M. Spear
Assistant Examiner — Ryan Harvey
(74) *Attorney, Agent, or Firm* — Womble Bond Dickinson (US) LLP

(57) **CLAIM**

The ornamental design for a abdominal exerciser, as shown and described.

DESCRIPTION


FIG. 1 is a perspective view showing the new design for a abdominal exerciser;
FIG. 2 is a front view thereof;
FIG. 3 is a rear view thereof;
FIG. 4 is a right view thereof;
FIG. 5 is a left view thereof;
FIG. 6 is a top view thereof; and,
FIG. 7 is a bottom view thereof.

1 Claim, 7 Drawing Sheets

(56) **References Cited**

U.S. PATENT DOCUMENTS

5,577,987 A * 11/1996 Brown A63B 23/0211
482/132
5,630,778 A * 5/1997 Barreca A63B 21/0004
482/132



(56)

References Cited

U.S. PATENT DOCUMENTS

5,853,357 A * 12/1998 Jones, Jr. A63B 23/0211
482/131
D404,432 S * 1/1999 Sands D21/662
5,863,280 A * 1/1999 Wang A63B 21/154
482/140
6,090,023 A * 7/2000 Liu A63B 21/0004
482/130
6,220,995 B1 * 4/2001 Chen A63B 21/02
297/175
D496,701 S * 9/2004 Chung D21/662
D659,207 S * 5/2012 Brown D21/687
8,764,617 B2 * 7/2014 Teeter A61H 1/0292
482/126
9,278,252 B1 * 3/2016 Will A63B 23/0222
9,511,252 B1 * 12/2016 Ho A63B 21/4035
9,573,018 B2 * 2/2017 MacColl A63B 23/0211
2007/0027008 A1 * 2/2007 Levinson A63B 21/0004
482/121
2011/0195826 A1 * 8/2011 Nayebdadash A63B 23/0211
482/140
2012/0316041 A1 * 12/2012 Meister A63B 23/0494
482/140
2015/0375036 A1 * 12/2015 Ho A63B 23/0222
482/140
2015/0375037 A1 * 12/2015 Ho A63B 21/00185
482/140

* cited by examiner

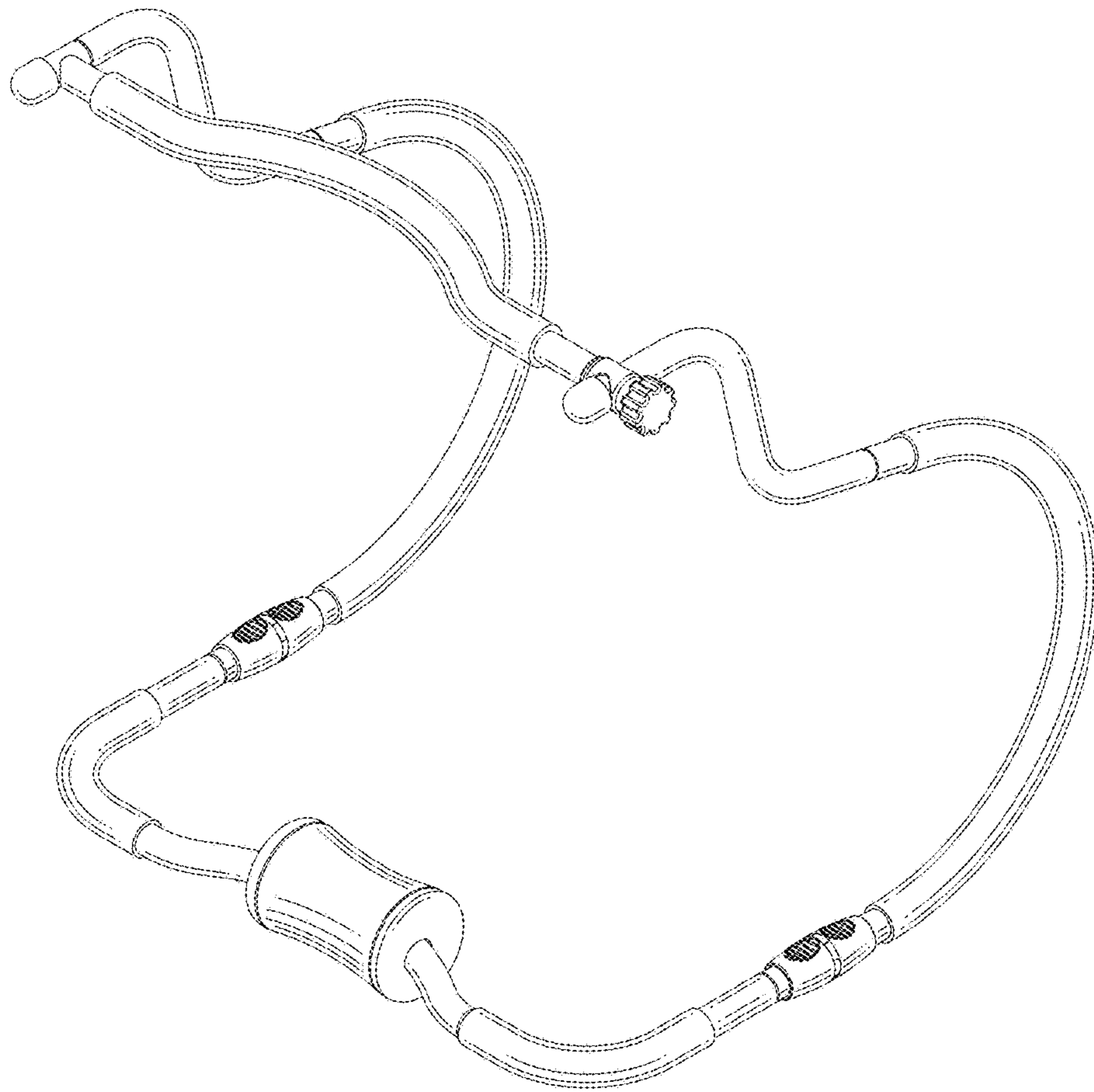


FIG. 1

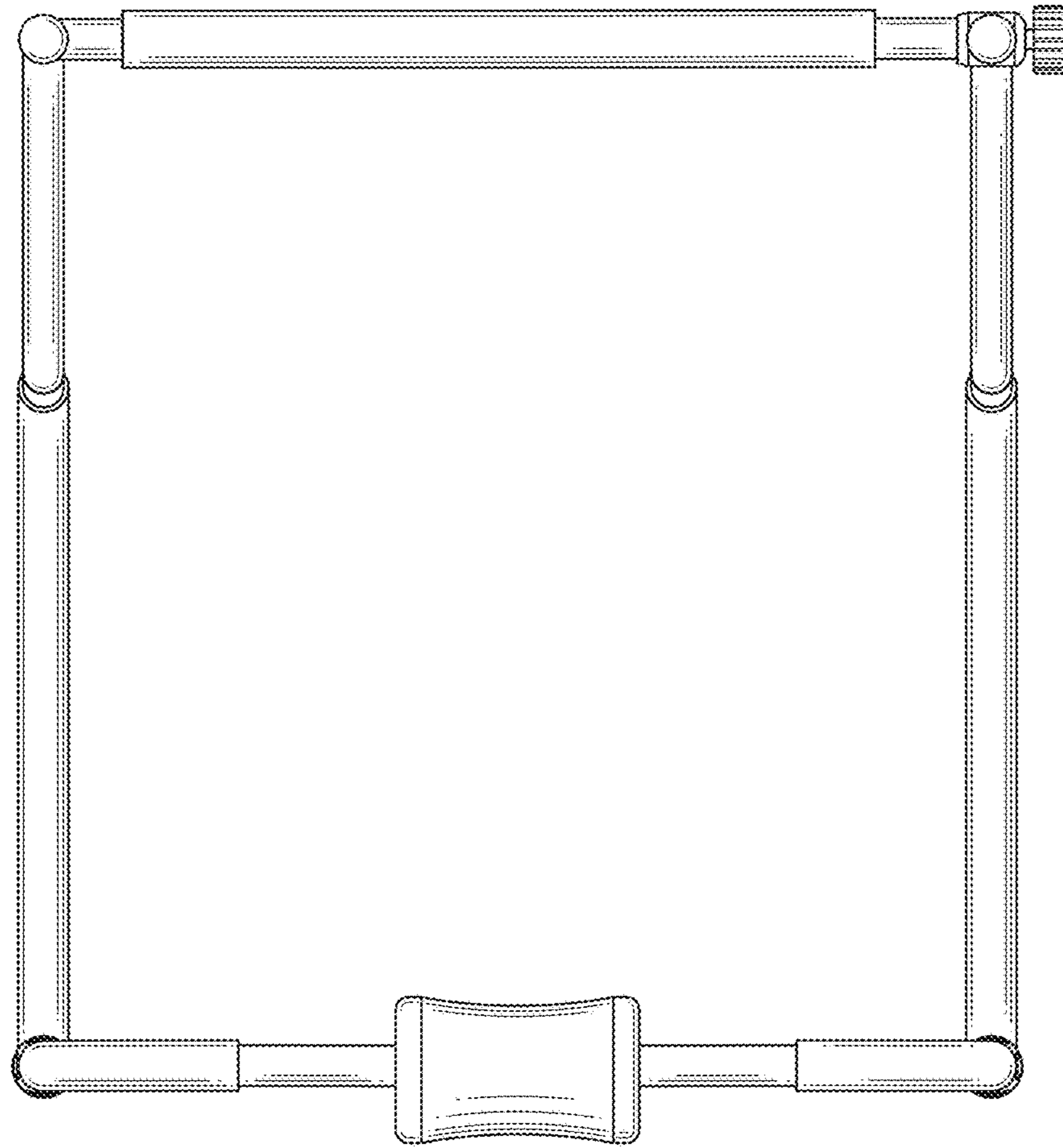


FIG. 2

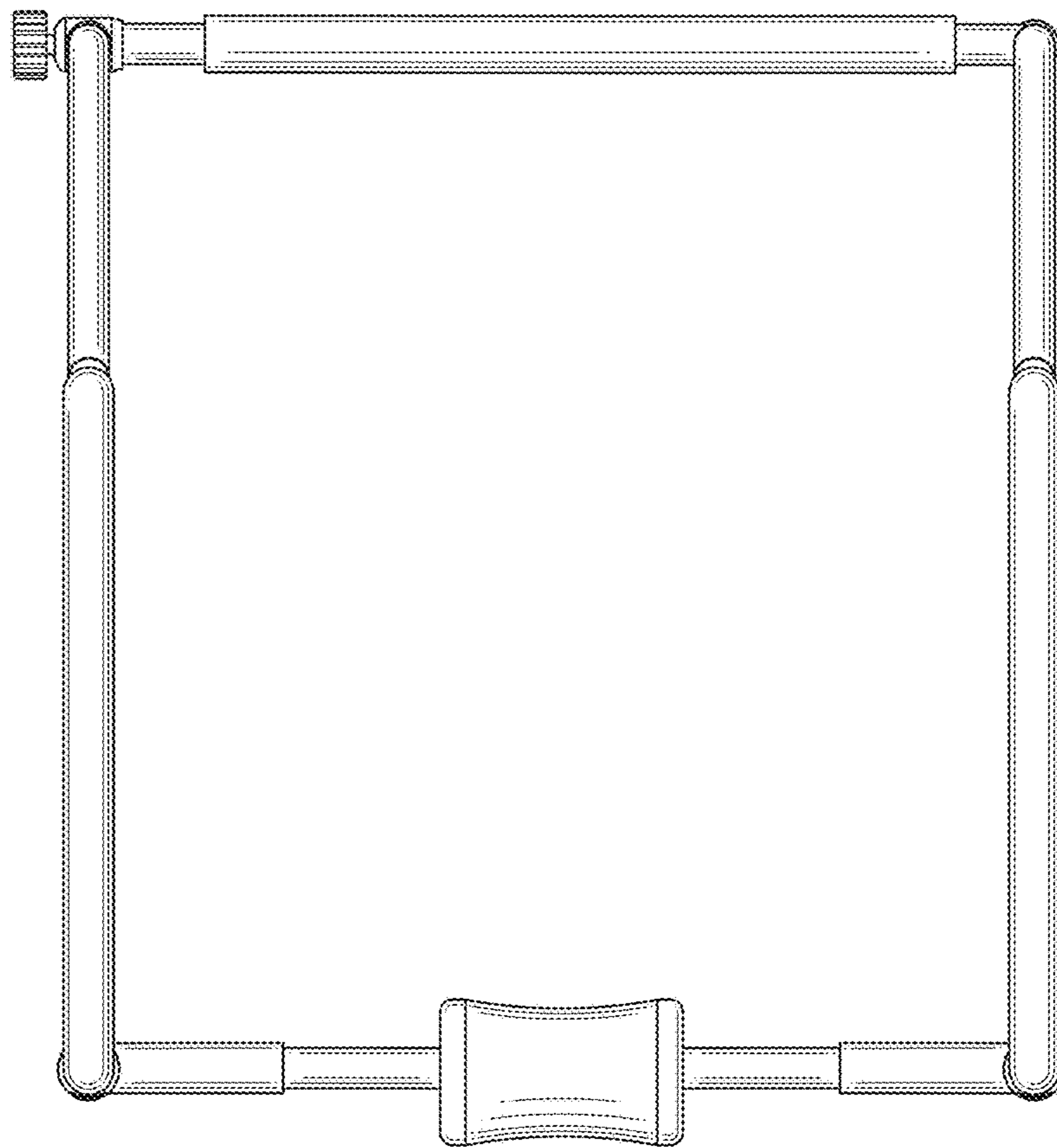


FIG. 3

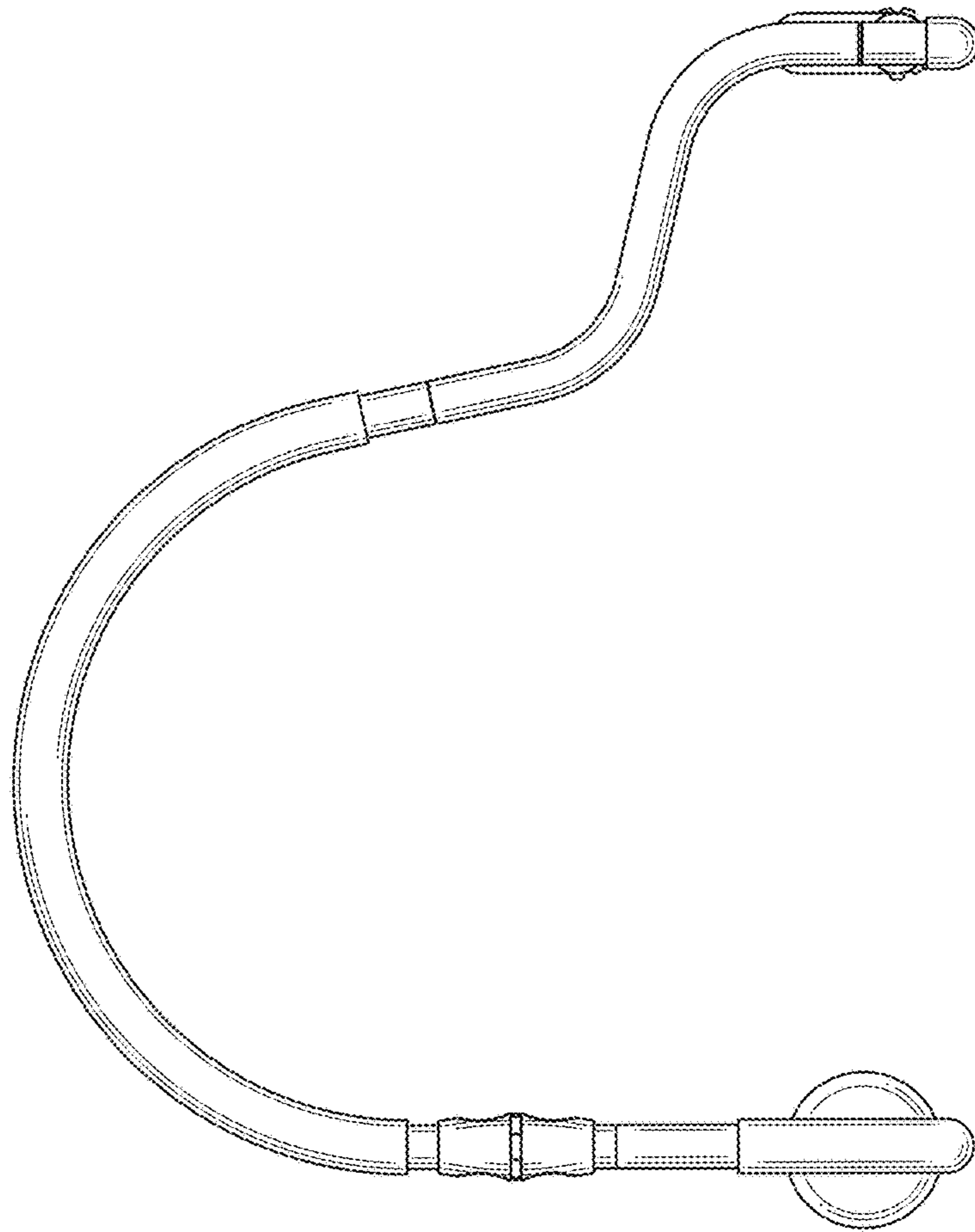


FIG. 4

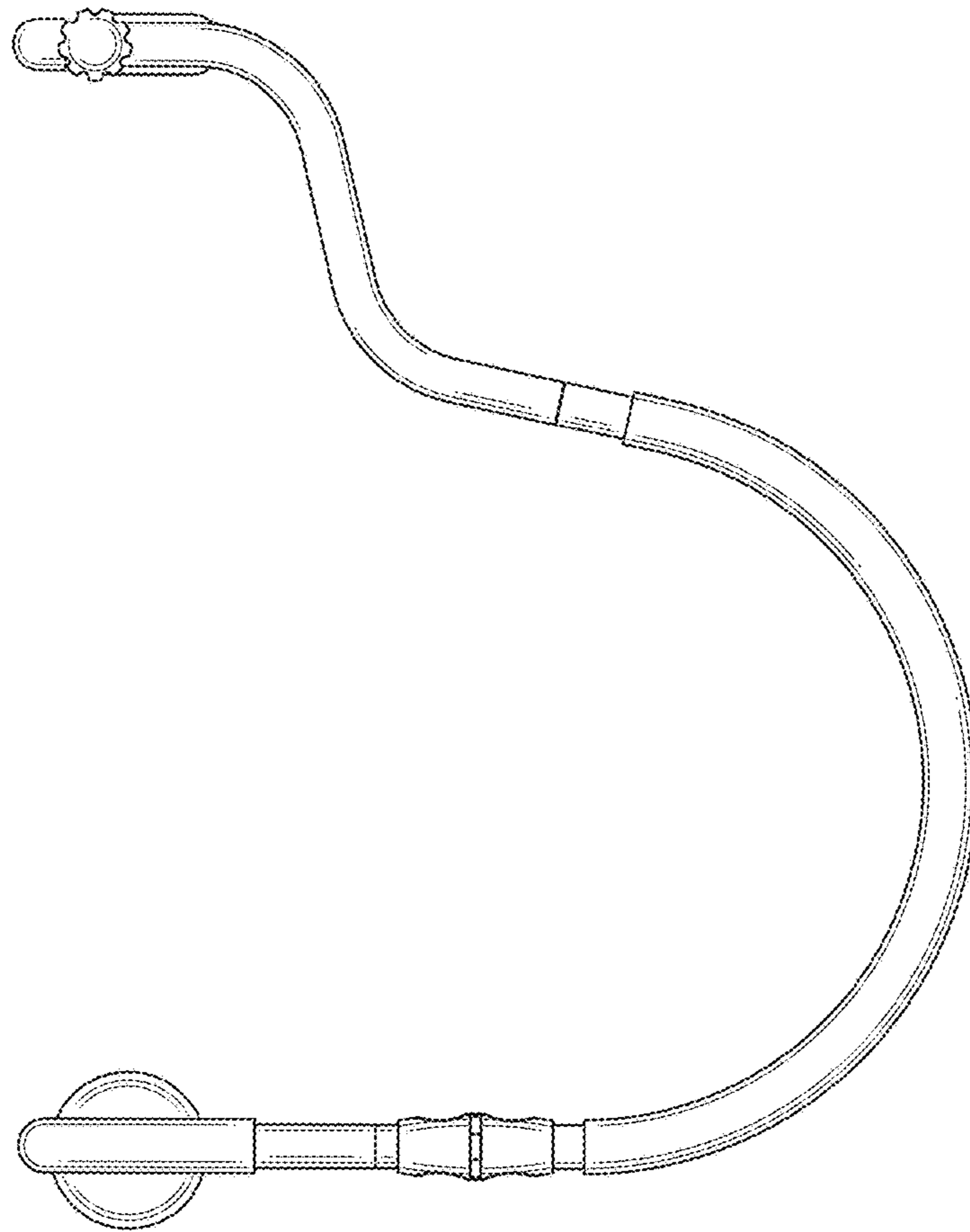


FIG. 5

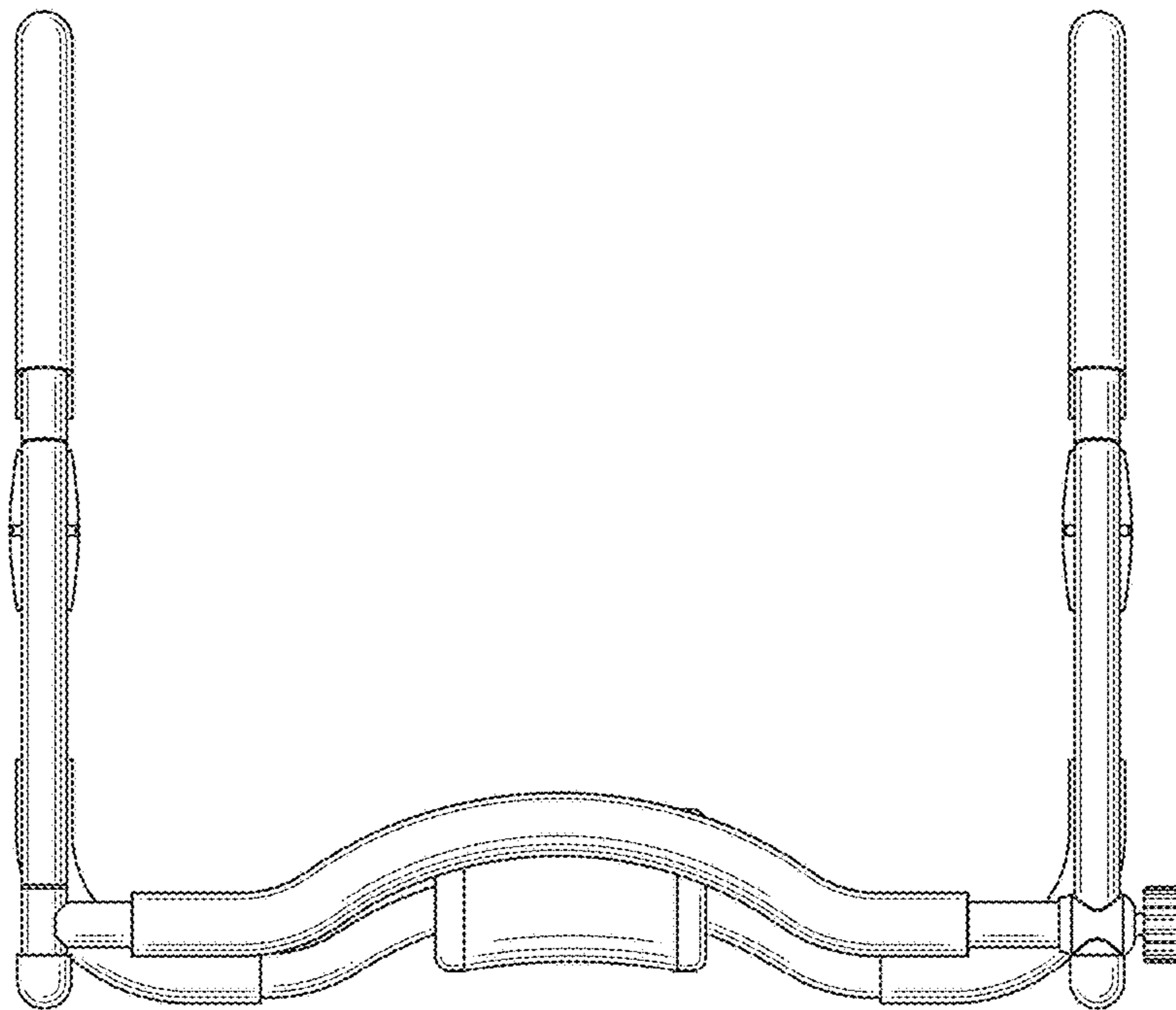


FIG. 6

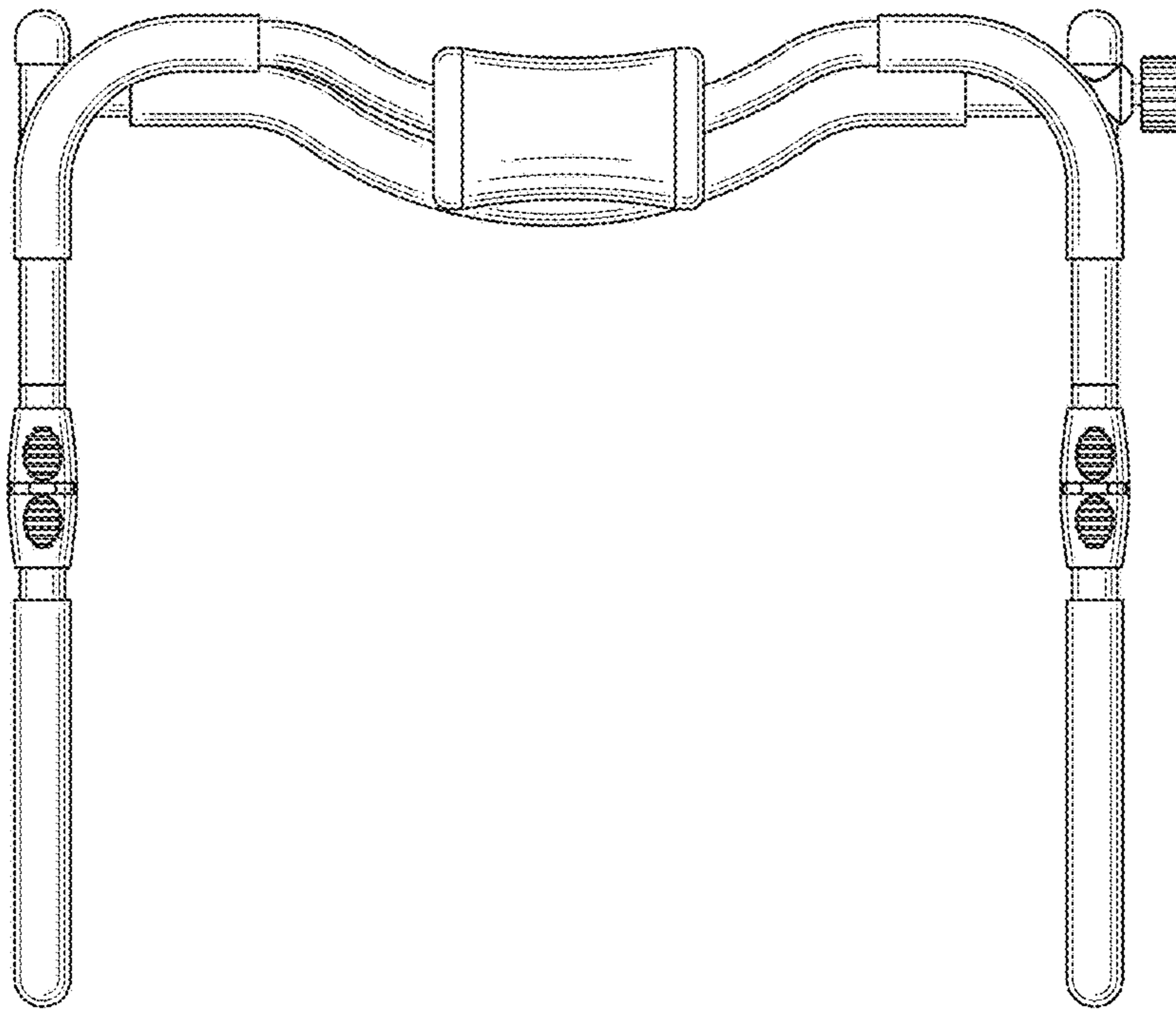


FIG. 7