



US00D818534S

(12) **United States Design Patent**
Mita et al.

(10) **Patent No.:** **US D818,534 S**

(45) **Date of Patent:** **** May 22, 2018**

(54) **PRINTER**

(71) Applicant: **BROTHER INDUSTRIES, LTD.**,
Nagoya-shi, Aichi-ken (JP)

(72) Inventors: **Masayoshi Mita**, Nagoya (JP); **Jihoon Kil**, Nagoya (JP); **Kowalski Marcin**,
Nagoya (JP)

(73) Assignee: **BROTHER INDUSTRIES, LTD.**,
Nagoya (JP)

(**) Term: **15 Years**

(21) Appl. No.: **29/568,147**

(22) Filed: **Jun. 15, 2016**

(30) **Foreign Application Priority Data**

Dec. 15, 2015 (JP) 2015-27907

Dec. 15, 2015 (JP) 2015-27909

(51) **LOC (11) Cl.** **18-02**

(52) **U.S. Cl.**
USPC **D18/55**

(58) **Field of Classification Search**
USPC D18/12, 14, 18, 19, 36, 37, 38, 39, 43,
D18/50, 54, 54.1, 55, 56, 99, 53;
D14/420, 421, 422, 423, 424, 425, 462,
D14/463, 464, 465, 466, 467, 668, 469,
D14/470, 480.5, 483, 484

(Continued)

(56) **References Cited**

U.S. PATENT DOCUMENTS

D320,409 S * 10/1991 Kosako D18/39
D375,974 S * 11/1996 Kogoh D18/53

(Continued)

OTHER PUBLICATIONS

HLL5100DN Black & white printer, [online], [site visited Feb. 25, 2017]. Available from Internet, <URL: <http://www.brother.co.nz/Public/ViewProduct/HLL5100DN>>.*

(Continued)

Primary Examiner — Caron D Veynar

Assistant Examiner — Katrina M Gonzalez

(74) *Attorney, Agent, or Firm* — Oliff PLC

(57) **CLAIM**

The ornamental design for a printer, as shown and described.

DESCRIPTION

FIG. 1 is a perspective view of a first embodiment of a printer;

FIG. 2 is a front view of the first embodiment thereof;

FIG. 3 is a top view of the first embodiment thereof;

FIG. 4 is a right-side view of the first embodiment thereof;

FIG. 5 is a left-side view of the first embodiment thereof;

FIG. 6 is a rear view of the first embodiment thereof;

FIG. 7 is a bottom view of the first embodiment thereof;

FIG. 8 is a perspective view of a second embodiment of the printer;

FIG. 9 is a front view of the second embodiment thereof;

FIG. 10 is a right-side view of the second embodiment thereof;

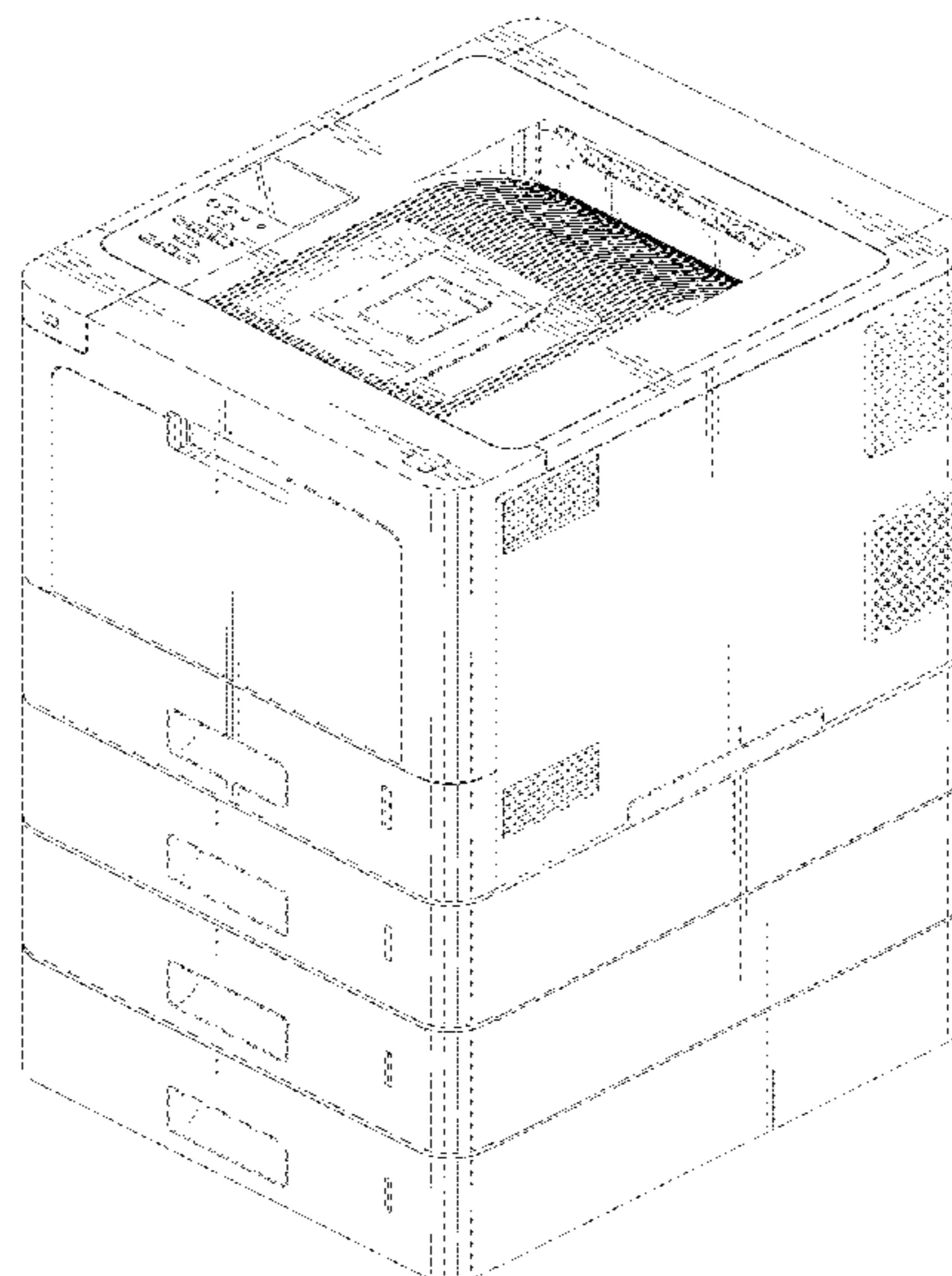
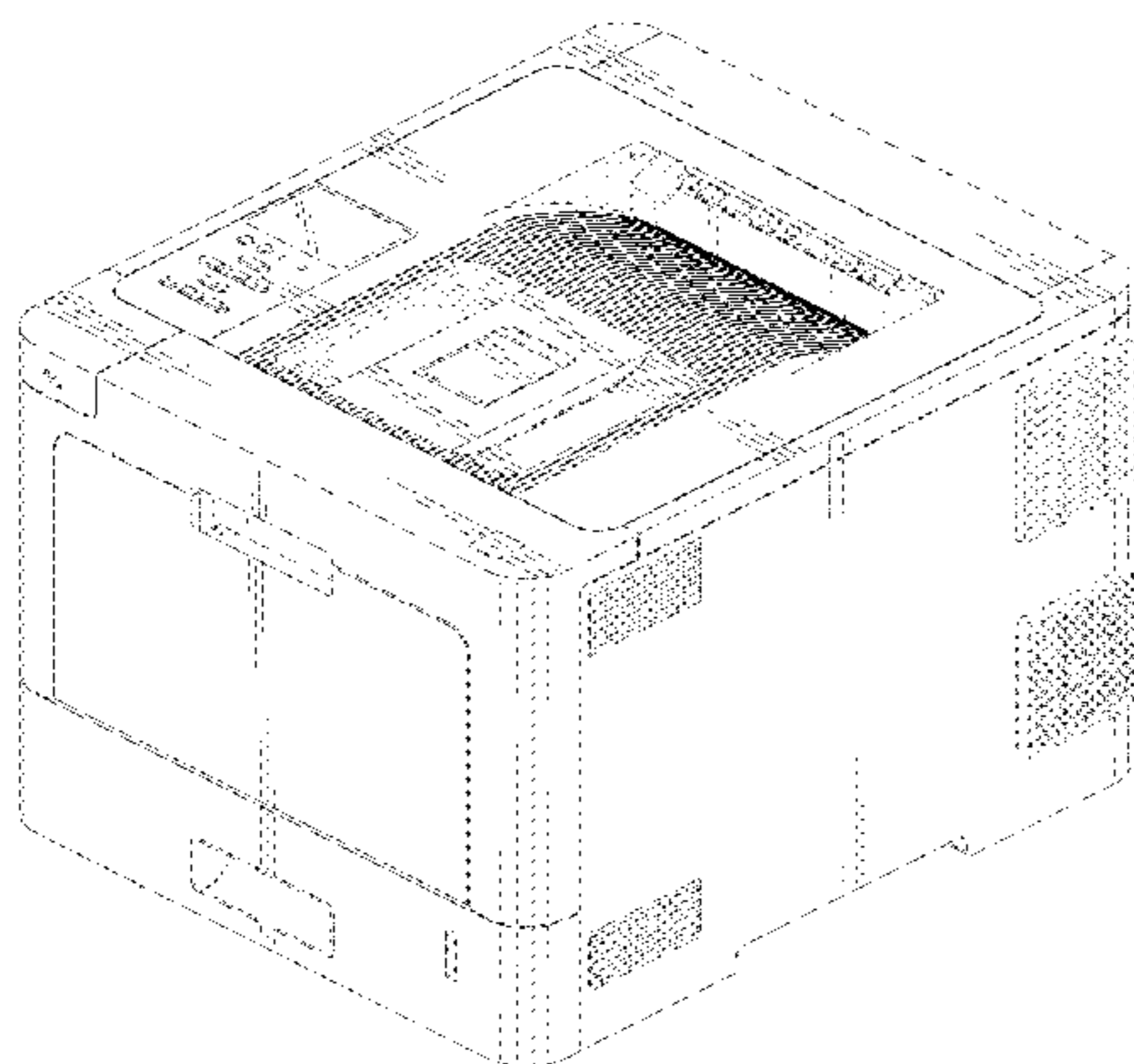
FIG. 11 is a left-side view of the second embodiment thereof;

FIG. 12 is a rear view of the second embodiment thereof; and,

FIG. 13 is a bottom view of the second embodiment thereof.

The broken lines are shown for the purpose of describing parts of the article that form no part of the claim. The top view of the second embodiment of the printer is identical to the top view of the first embodiment, and thus is not illustrated.

1 Claim, 13 Drawing Sheets



- (58) **Field of Classification Search**
 CPC . B41J 31/16; B41J 32/02; B41J 19/202; B41J
 29/377; B41J 15/042; B41J 3/4075; B41J
 11/58; B41J 15/12; B41J 29/02; B41J
 17/00

See application file for complete search history.

- (56) **References Cited**

U.S. PATENT DOCUMENTS

D377,369	S	*	1/1997	Kogoh	D18/53
D402,688	S	*	12/1998	Laidlaw	D18/50
D442,217	S	*	5/2001	Hatanaka	D18/53
D442,988	S	*	5/2001	Yoshida	D18/53
D497,942	S	*	11/2004	Yoshida	D18/39
D544,906	S	*	6/2007	Alfonso	D18/55
D557,738	S	*	12/2007	Falk	D18/53
D580,483	S	*	11/2008	Park	D18/39
D580,484	S	*	11/2008	Ishio	D18/39
D626,587	S	*	11/2010	Ishio	D18/39
D631,504	S	*	1/2011	Suzuki	D18/39
D631,505	S	*	1/2011	Suzuki	D18/39
D639,847	S	*	6/2011	Nakata	D18/50
D650,834	S	*	12/2011	Brown	D18/39
D653,703	S	*	2/2012	Seki	D18/55
D653,704	S	*	2/2012	Seki	D18/55
D665,012	S	*	8/2012	Saito	D18/39
D685,414	S	*	7/2013	Jeong	D18/53
D692,477	S	*	10/2013	Kim	D18/53
D695,339	S	*	12/2013	Fukasawa	D18/53

D697,964	S	*	1/2014	Fukasawa	D18/55
D697,965	S	*	1/2014	Fukasawa	D18/55
D701,563	S	*	3/2014	Kim	D18/39
D722,339	S	*	2/2015	Nakagawa	D18/55
D725,184	S	*	3/2015	Kim	D18/55
D726,249	S	*	4/2015	Kim	D18/53
D727,413	S	*	4/2015	Katsuyama	D18/53
D727,414	S	*	4/2015	Katsuyama	D18/53
D727,415	S	*	4/2015	Takeda	D18/53
D741,945	S	*	10/2015	Kawata	D18/39
D749,169	S		2/2016	Kil et al.		
D749,170	S		2/2016	Nakagawa et al.		
D749,171	S		2/2016	Nakagawa et al.		
D749,172	S		2/2016	Nakagawa et al.		
D755,889	S	*	5/2016	Wynn	D18/53
D763,958	S	*	8/2016	Kim	D18/53
D765,772	S	*	9/2016	Clark, III	D18/55
D769,965	S	*	10/2016	Clark, III	D18/55
D771,183	S	*	11/2016	Kim	D18/55
D772,977	S	*	11/2016	Kim	D18/55
D777,833	S	*	1/2017	Kim	D18/53
D778,983	S	*	2/2017	Kim	D18/53
D789,445	S	*	6/2017	Kanaoka	D18/39
2007/0014620	A1	*	1/2007	Sugimoto	B41J 29/02 400/691

OTHER PUBLICATIONS

Kil et al, Design U.S. Appl. No. 29/540,441.

* cited by examiner

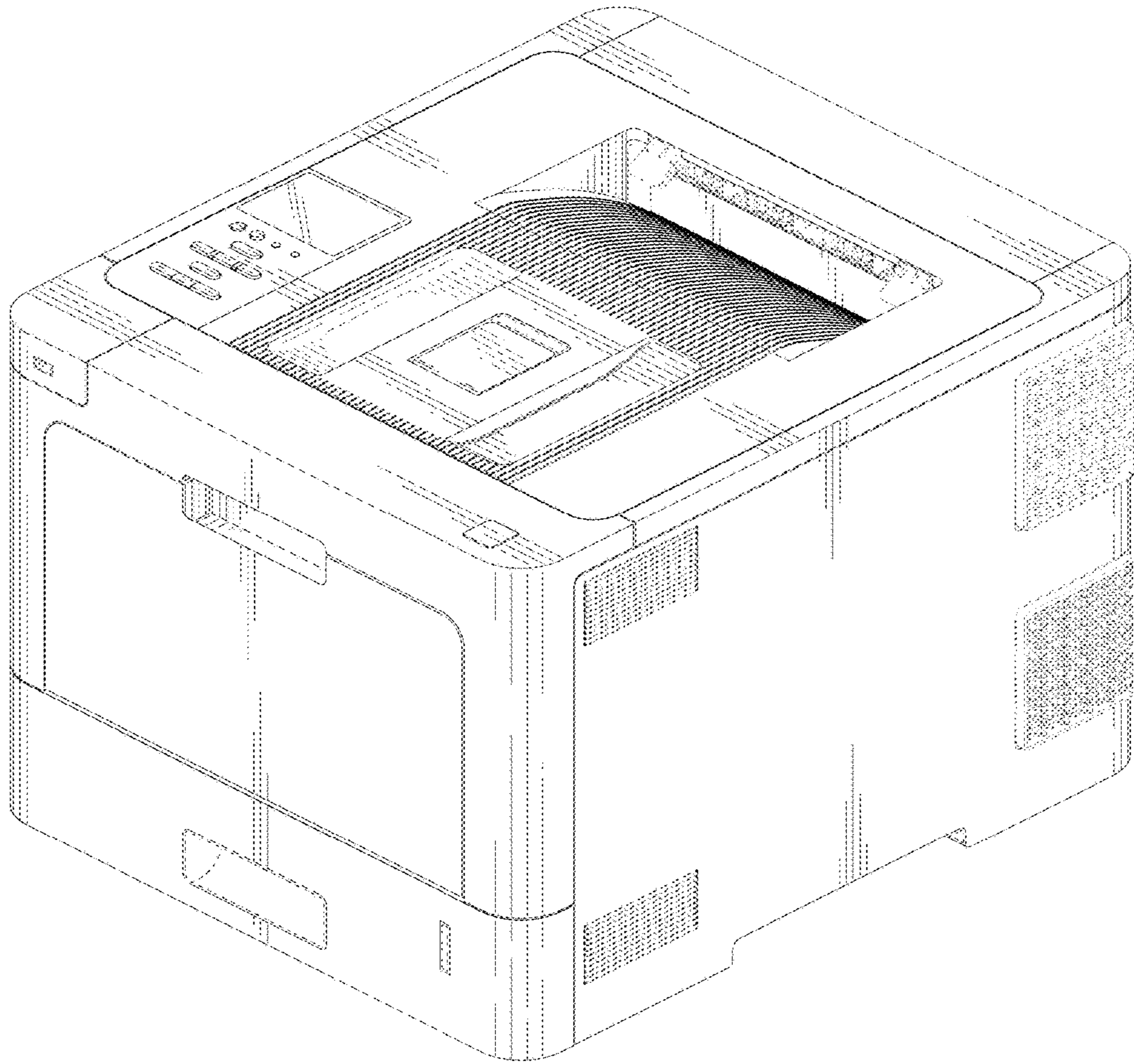


FIG. 1

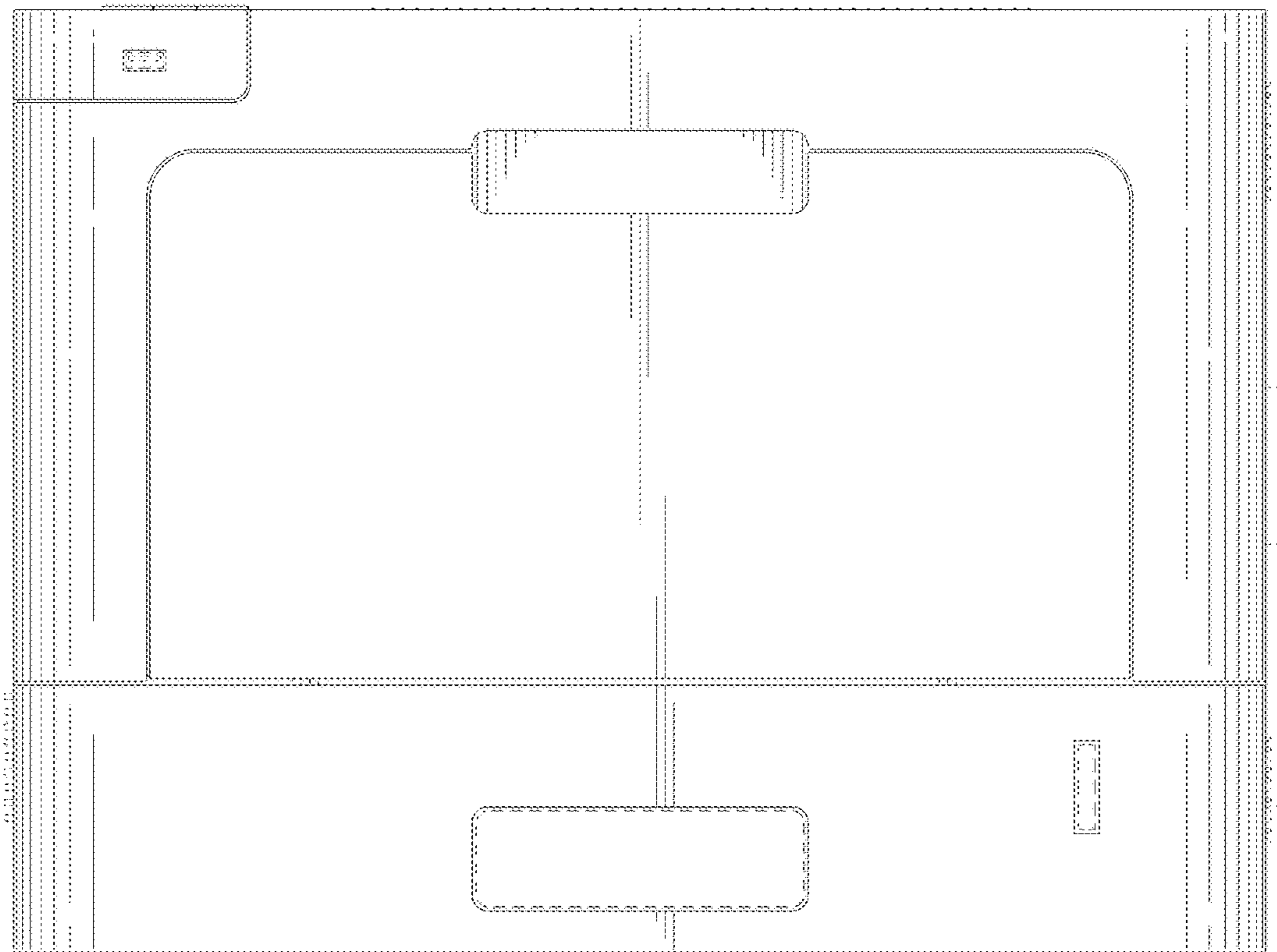


FIG. 2

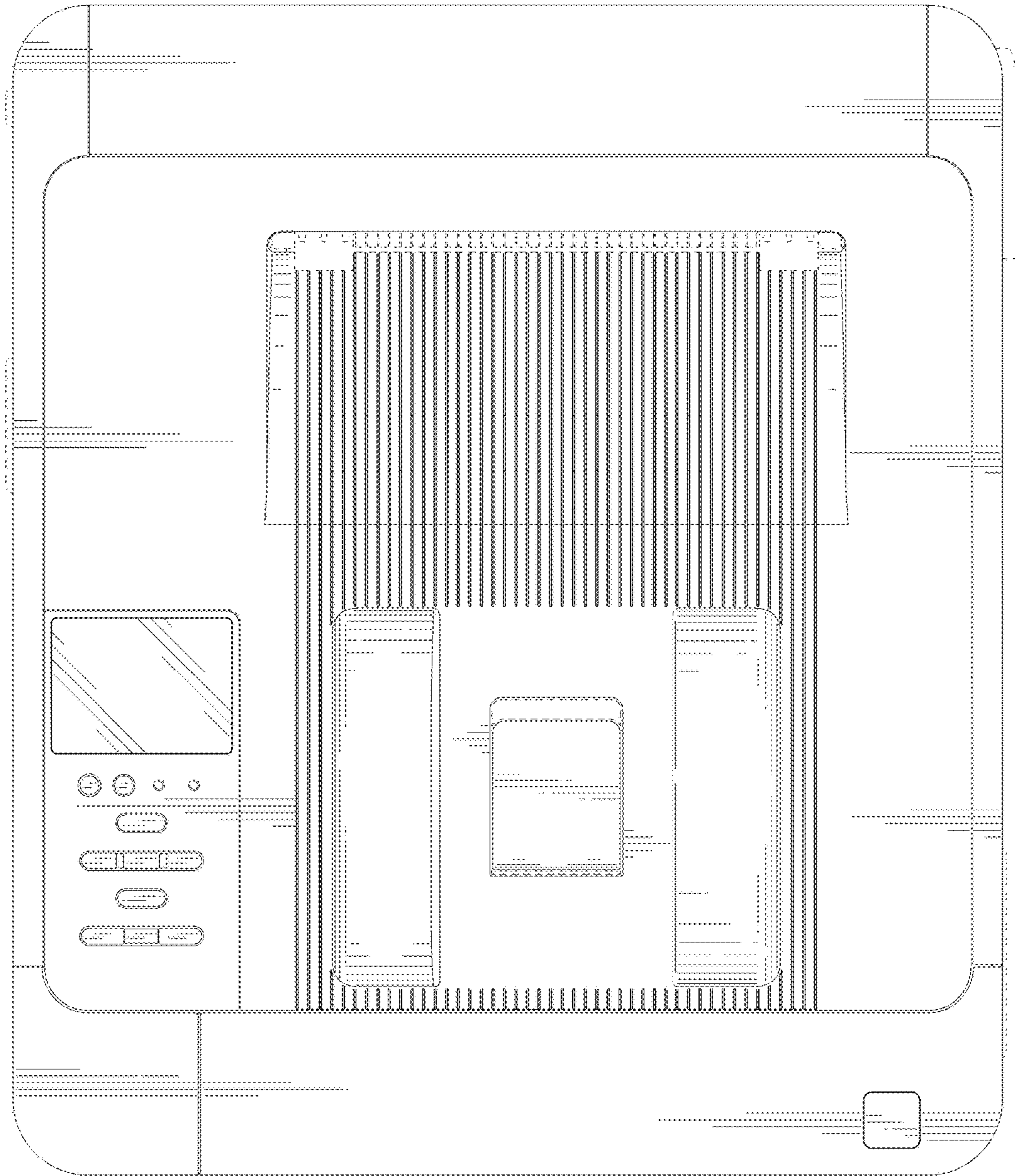


FIG. 3




FIG. 4




FIG. 5

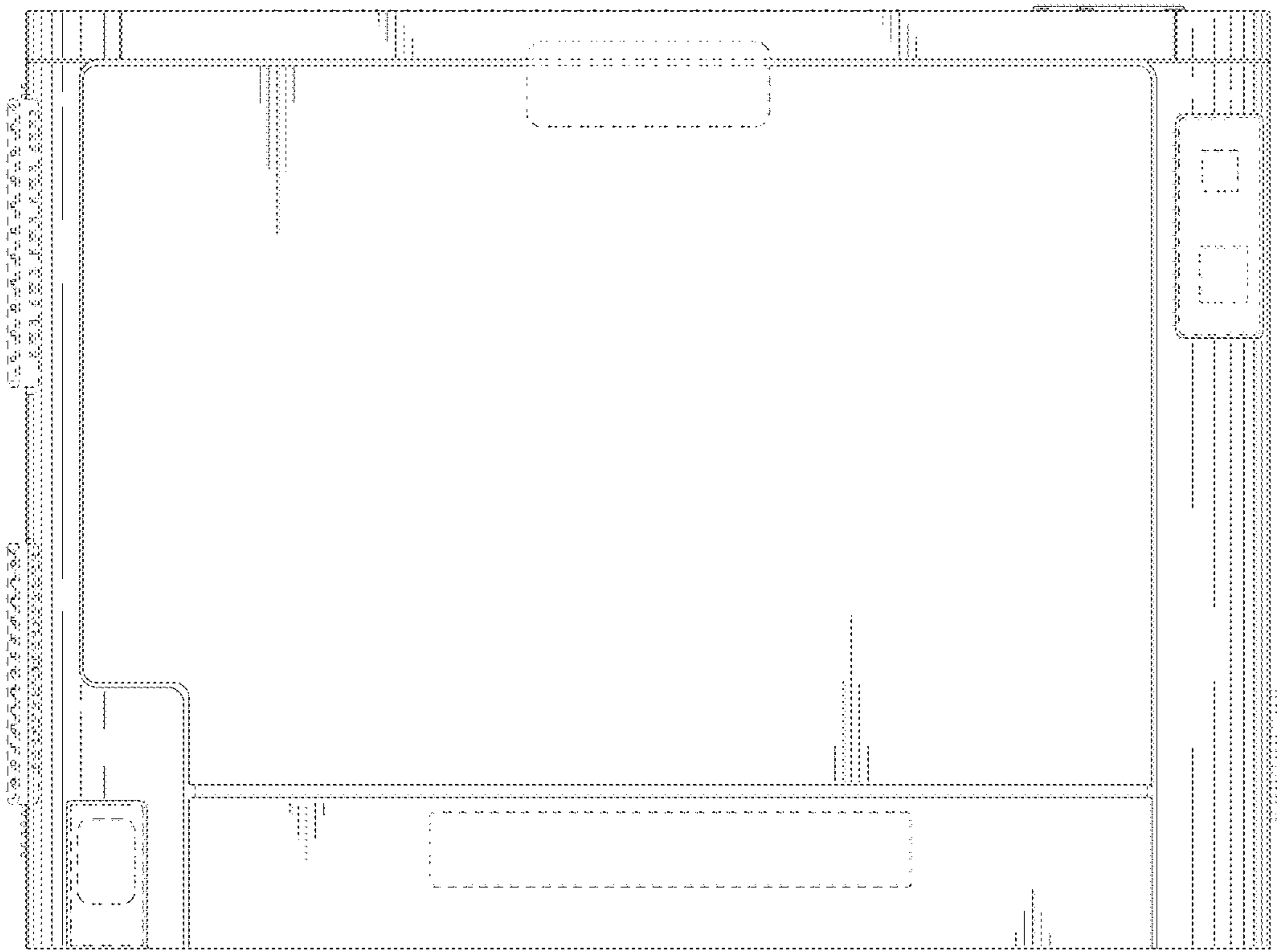


FIG. 6

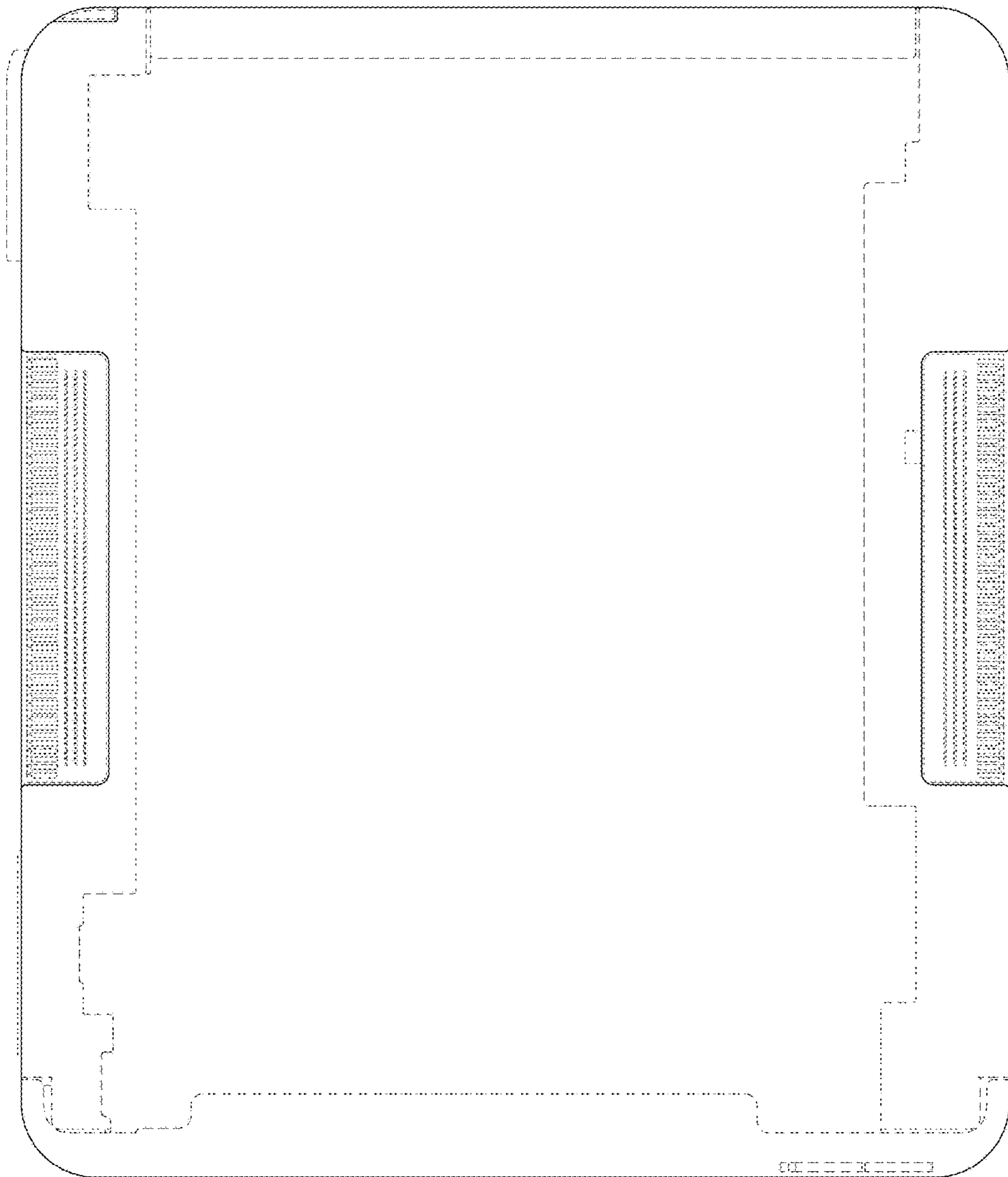


FIG. 7

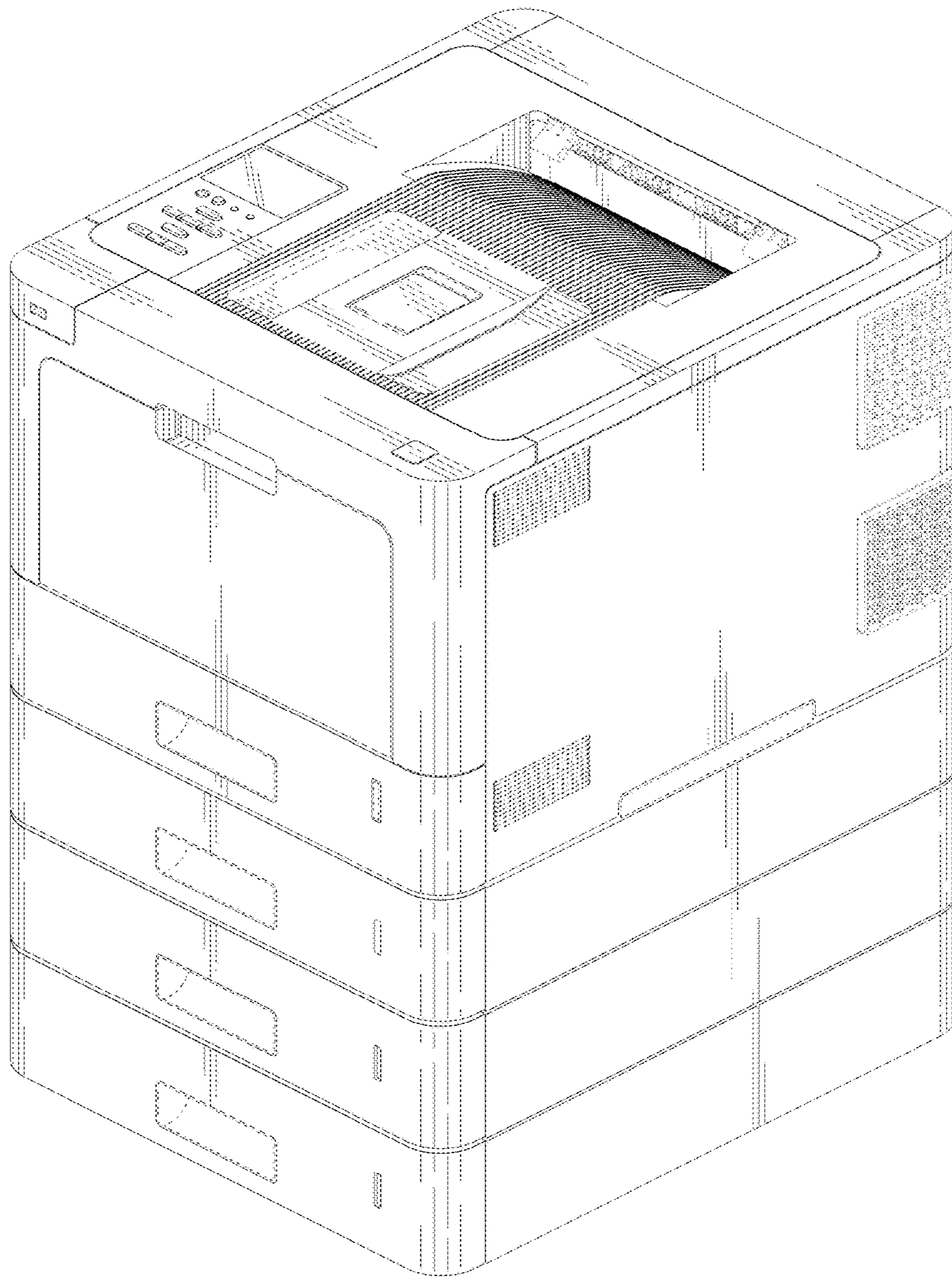


FIG. 8

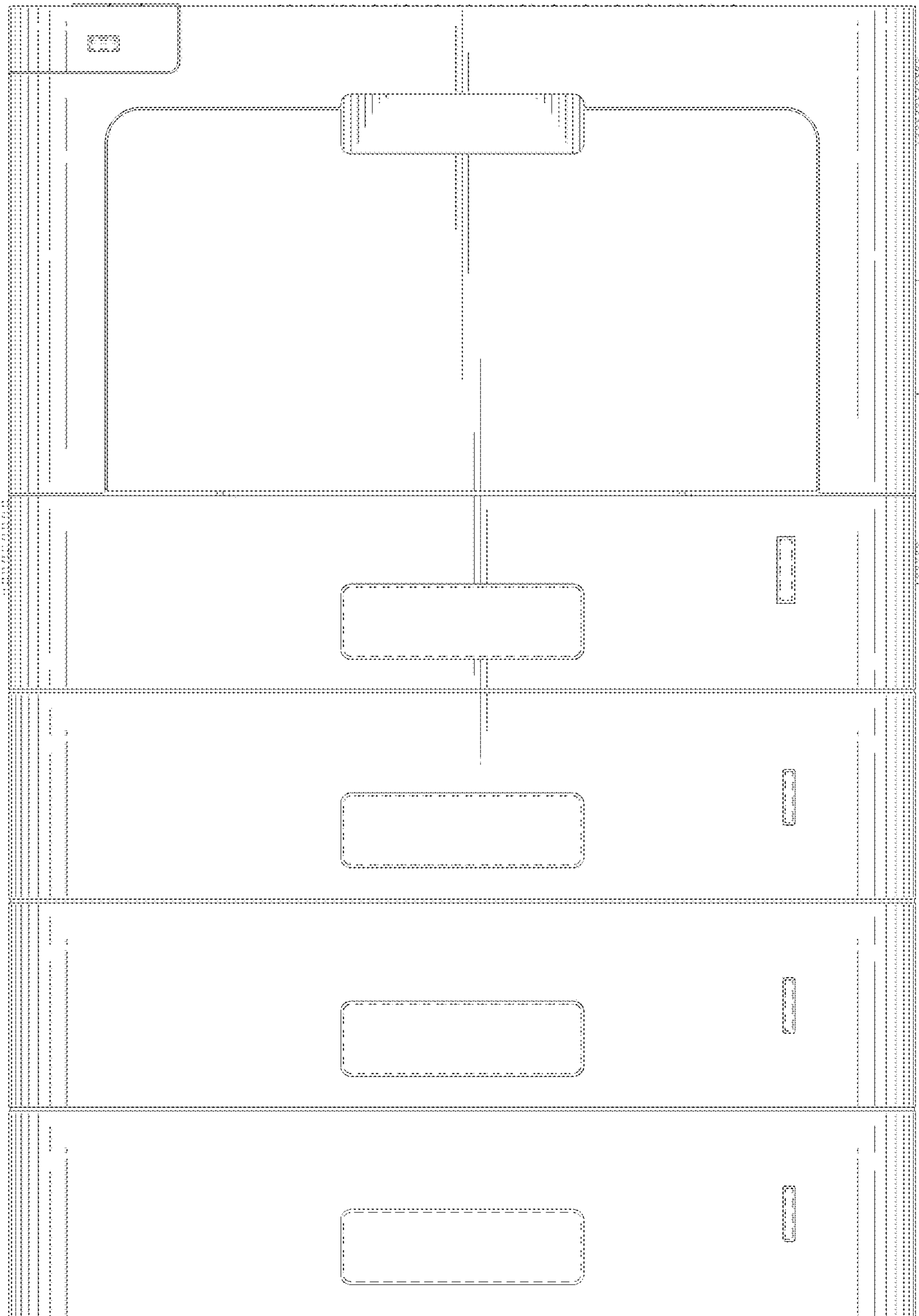


FIG. 9

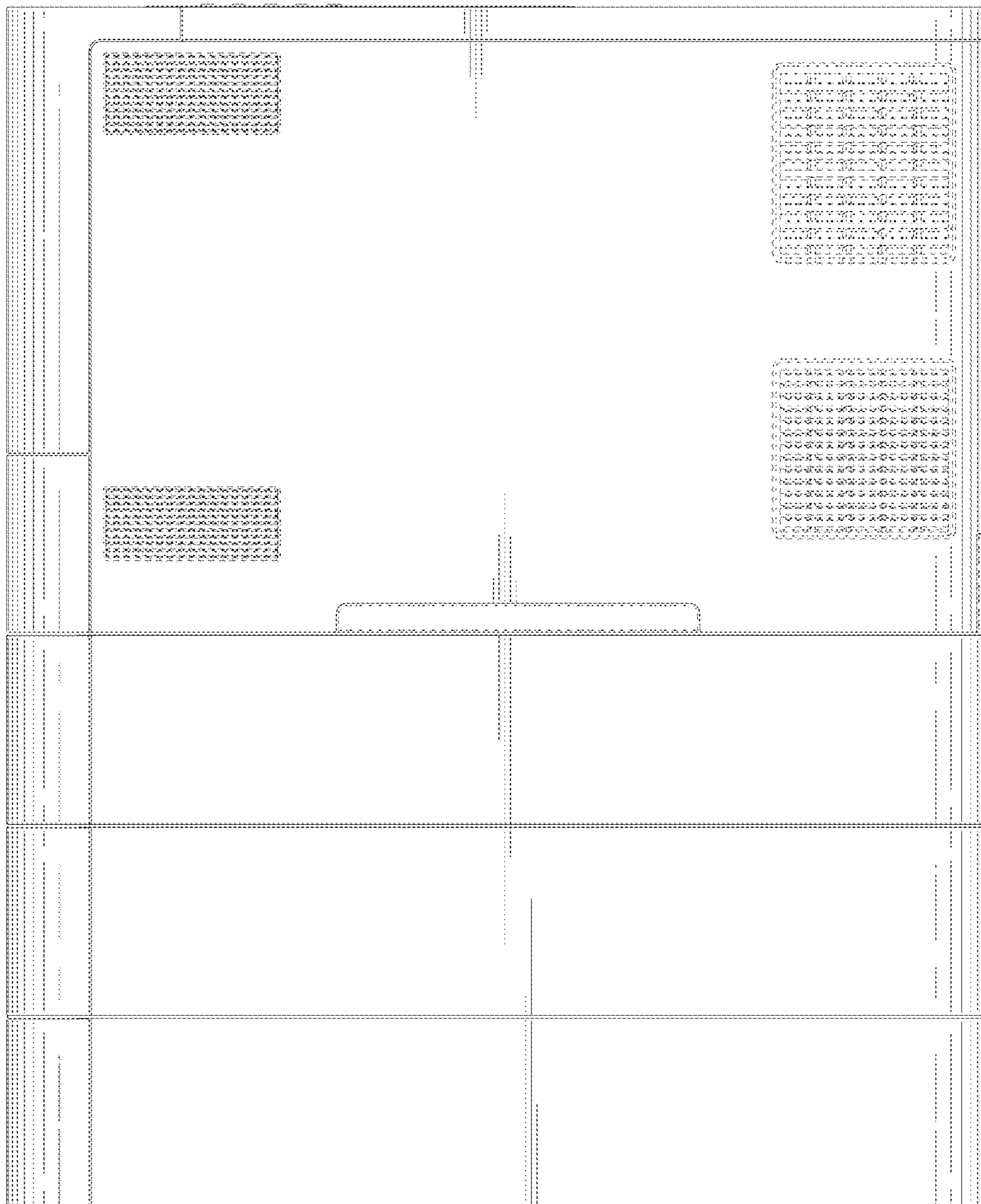


FIG. 10

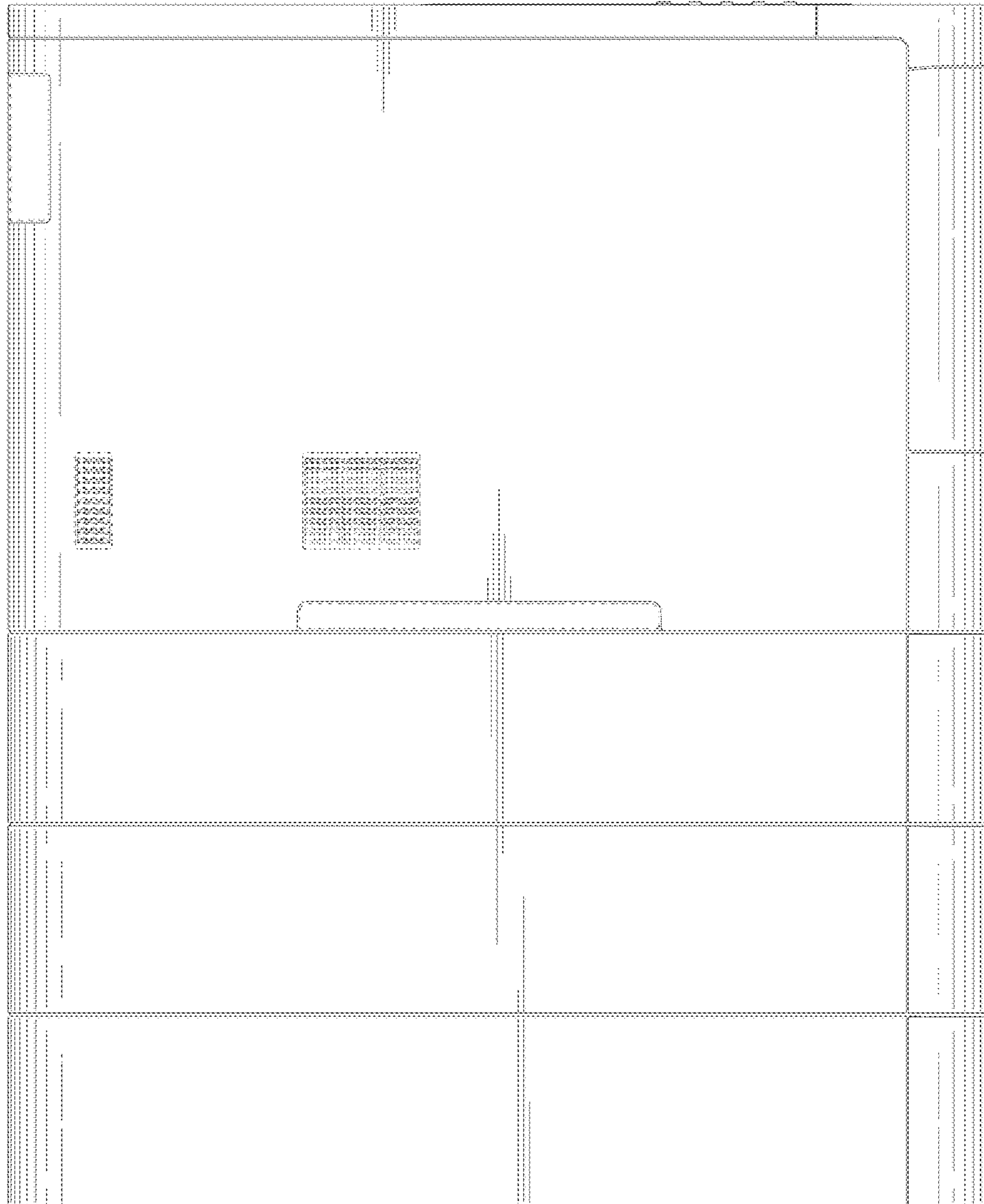


FIG. 11

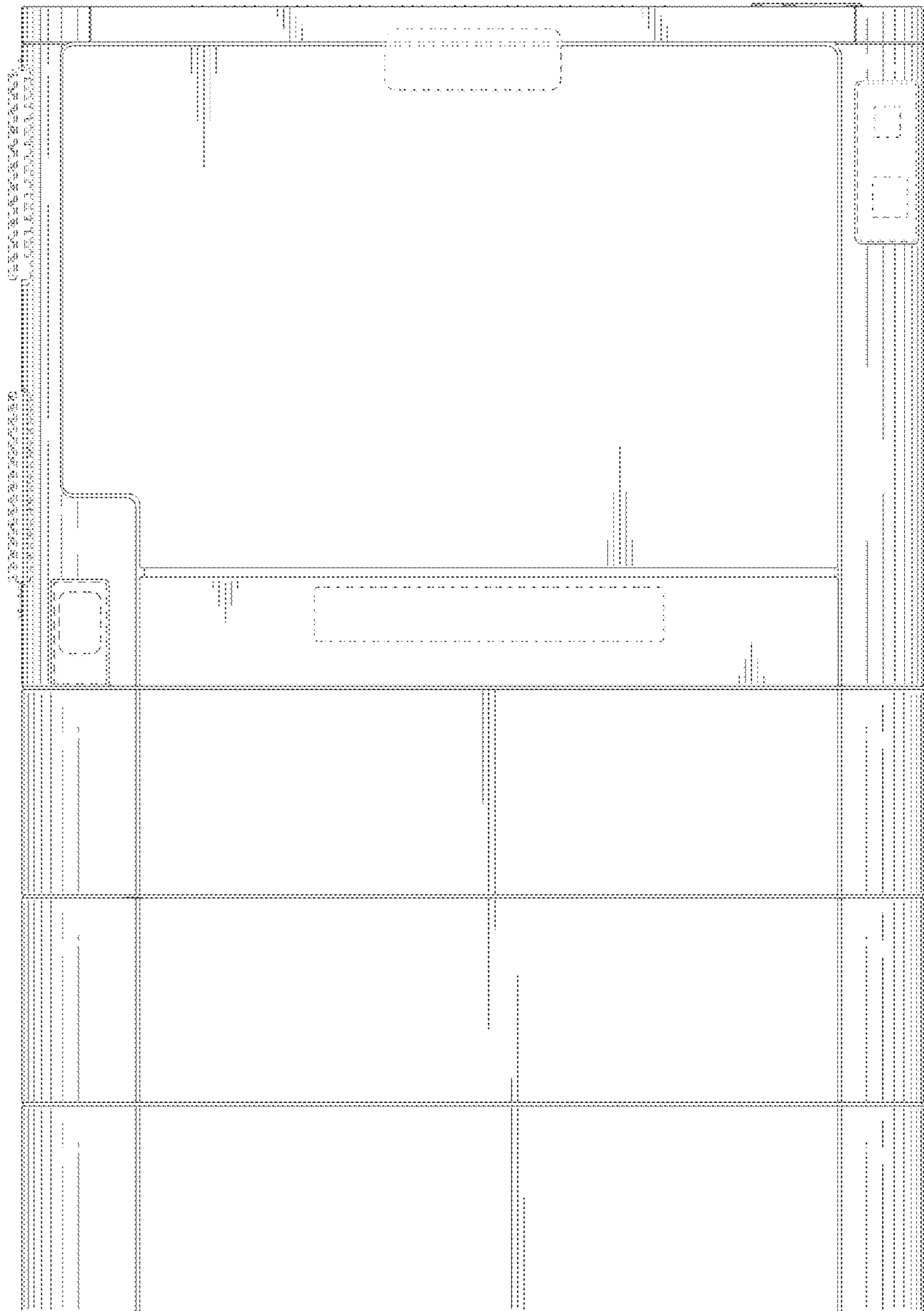


FIG. 12

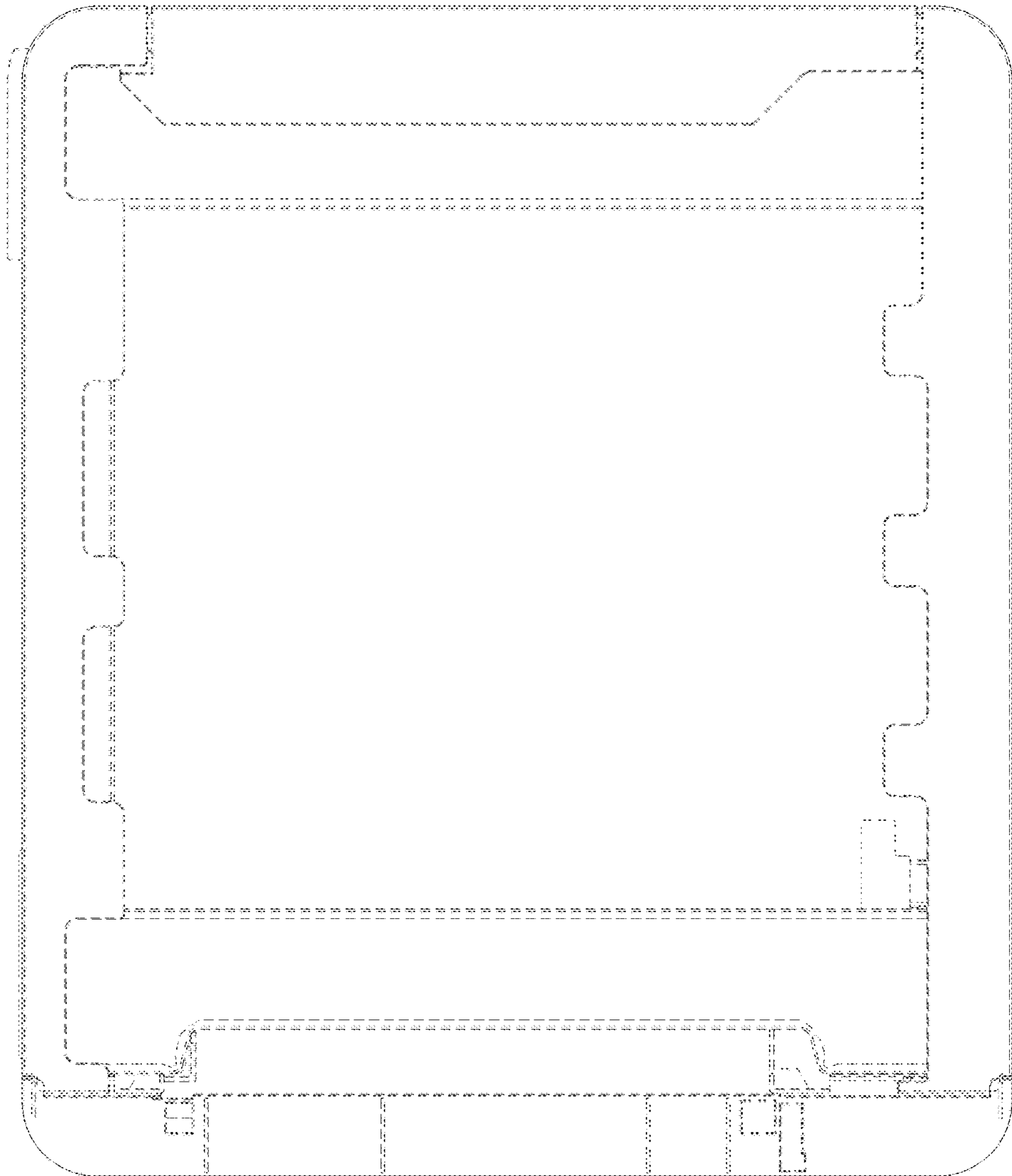


FIG. 13