



US00D818482S

(12) **United States Design Patent**
Yates et al.

(10) **Patent No.:** US D818,482 S
(45) **Date of Patent:** ** May 22, 2018

(54) **DISPLAY SCREEN FOR A MULTI-PLAYER
CARD GAME OR PORTION THEREOF
WITH GRAPHICAL USER INTERFACE**

(71) Applicants: **Roy Yates**, Freeport, TX (US); **Calvin Day**, Lake Jackson, TX (US)

(72) Inventors: **Roy Yates**, Freeport, TX (US); **Calvin Day**, Lake Jackson, TX (US)

(**) Term: **15 Years**

(21) Appl. No.: **29/583,723**

(22) Filed: **Nov. 8, 2016**

(51) **LOC (11) Cl.** **14-04**

(52) **U.S. Cl.**
USPC **D14/486**

(58) **Field of Classification Search**
USPC D14/485-495; D21/329, 331, 334, 369
CPC G07F 17/322
See application file for complete search history.

(56) **References Cited**

U.S. PATENT DOCUMENTS

D781,313 S *	3/2017	Tollstedt	D14/486
2009/0124314 A1 *	5/2009	Halligan	G07F 17/322 463/13
2013/0062829 A1 *	3/2013	Kellar	G07F 17/322 273/292

2014/0370980 A1 *	12/2014	Czyzewski	G07F 17/3211 463/31
2017/0243432 A9 *	8/2017	Stanford	G07F 17/322
2017/0259166 A1 *	9/2017	Moore	G07F 17/322
2017/0309116 A1 *	10/2017	Chun	G07F 17/3258
2017/0323530 A1 *	11/2017	Hemberger	G07F 17/3293

* cited by examiner

Primary Examiner — Richelle G Shelton

(74) *Attorney, Agent, or Firm* — Robert Riddle;
Amardeep Grewal; Reed Smith LLP

(57) **CLAIM**

The ornamental design for a display screen for a multi-player card game or portion thereof with graphical user interface, as shown and described.

DESCRIPTION

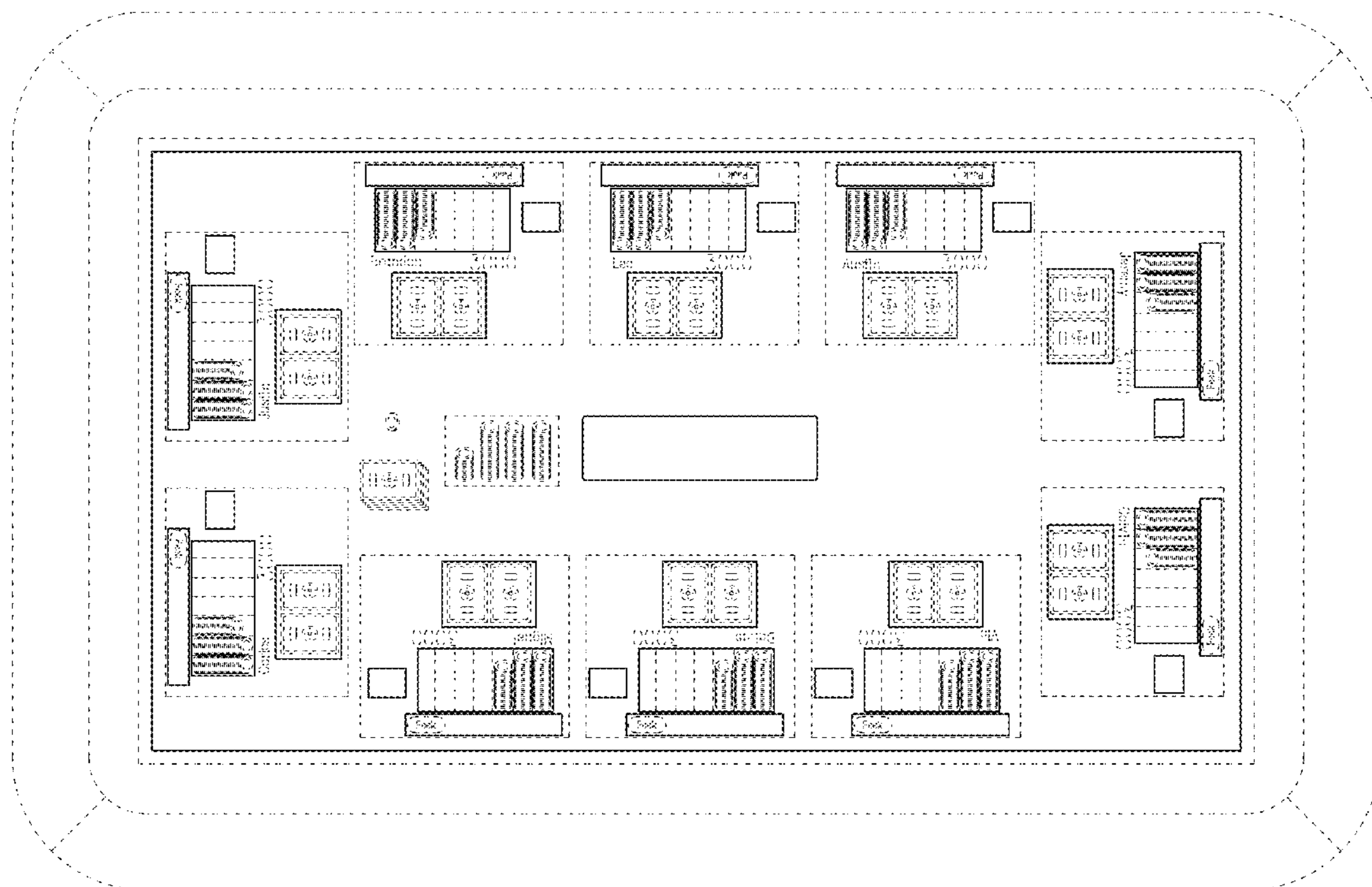
FIG. 1 is a perspective view of a display screen for a multi-player card game or portion thereof with graphical user interface showing our new design;

FIG. 2 is a top plan view thereof;

FIG. 3 is a top plan view thereof, with the graphical user interface shown separately for clarity of illustration; and, FIG. 4 is a top plan view thereof, with a detail of the graphical user interface shown separately for clarity of illustration.

The broken lines in the Figures show elements of a display screen and graphical user interface which form no part of the claimed design.

1 Claim, 4 Drawing Sheets



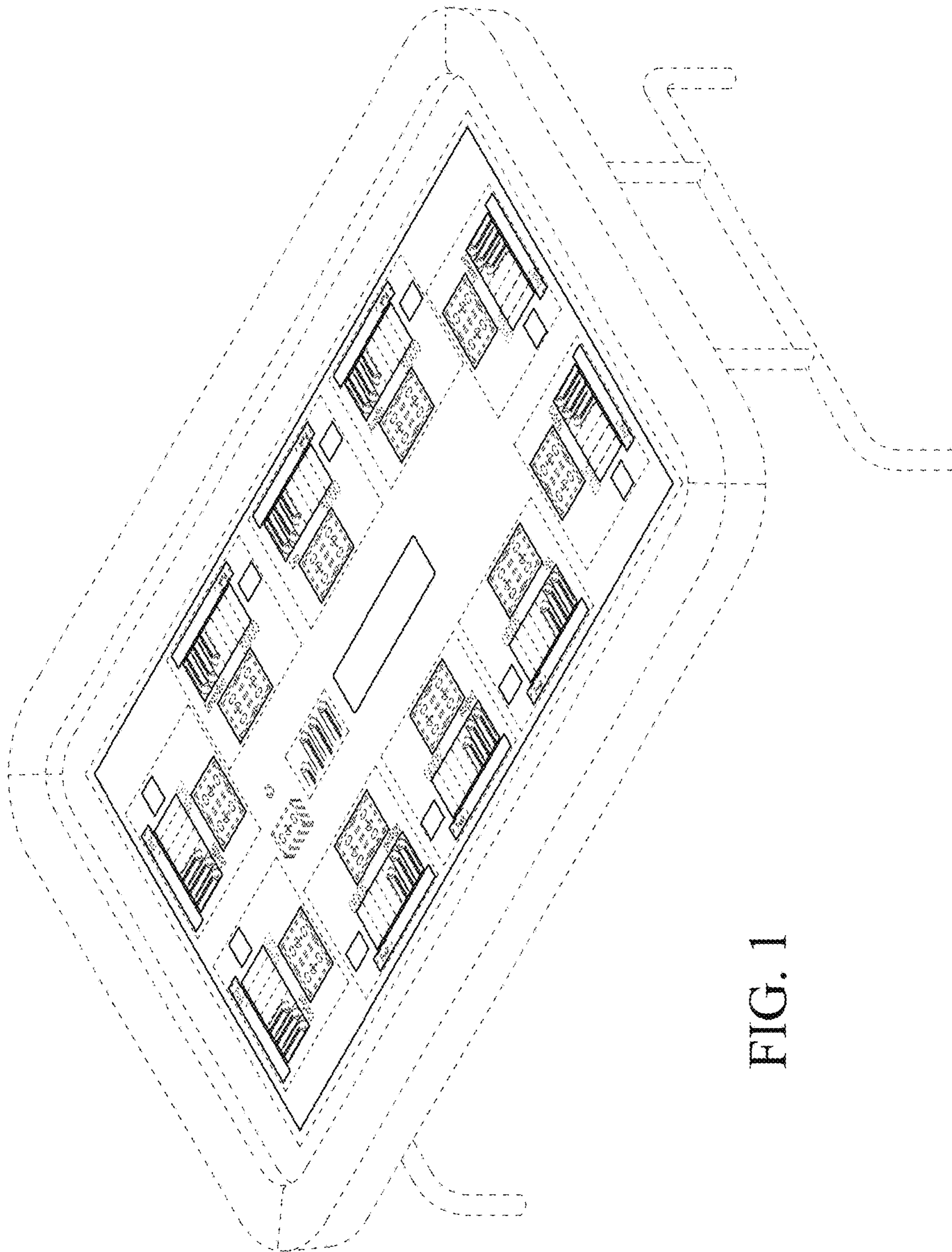


FIG. 1

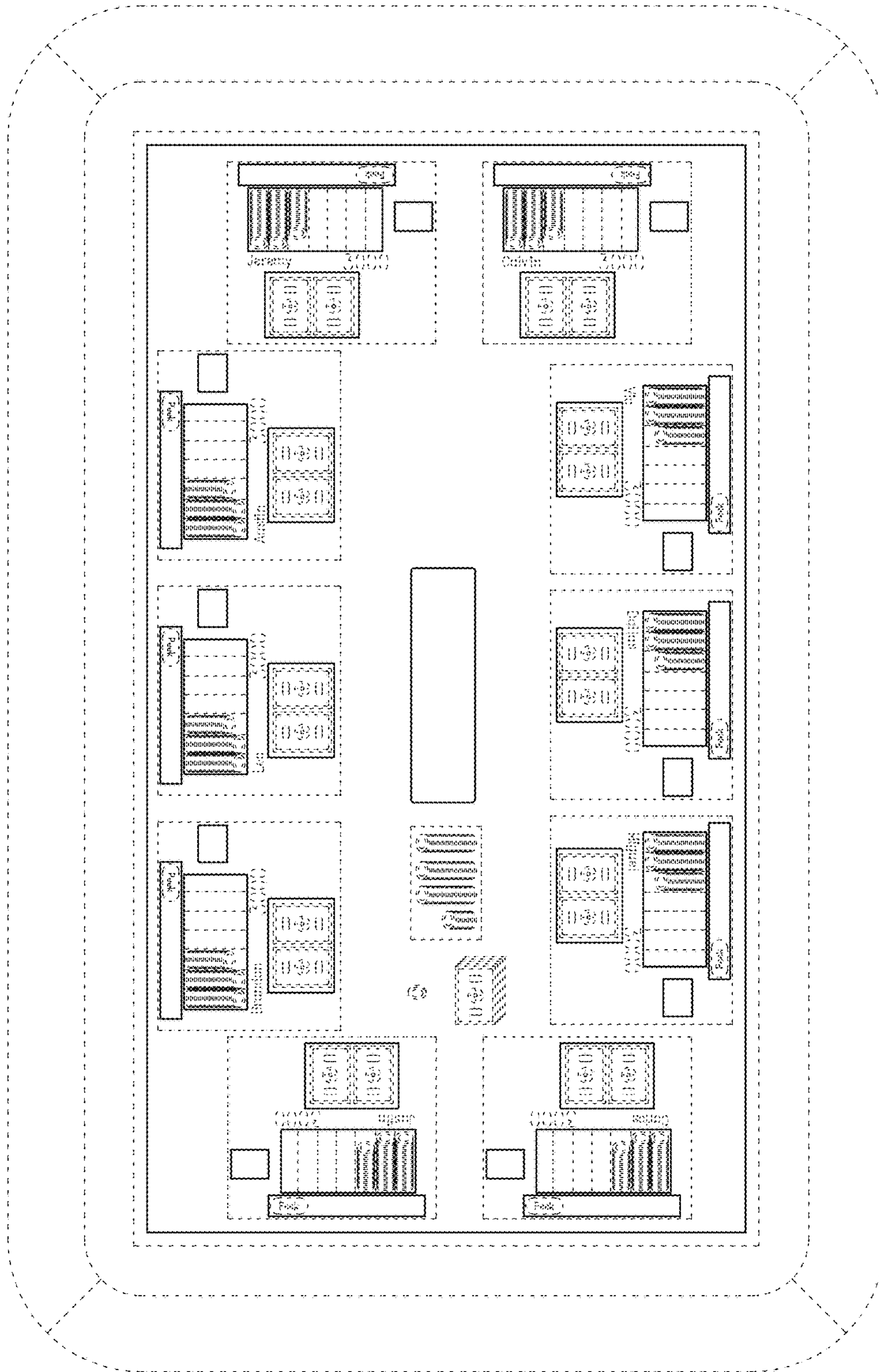


FIG. 2

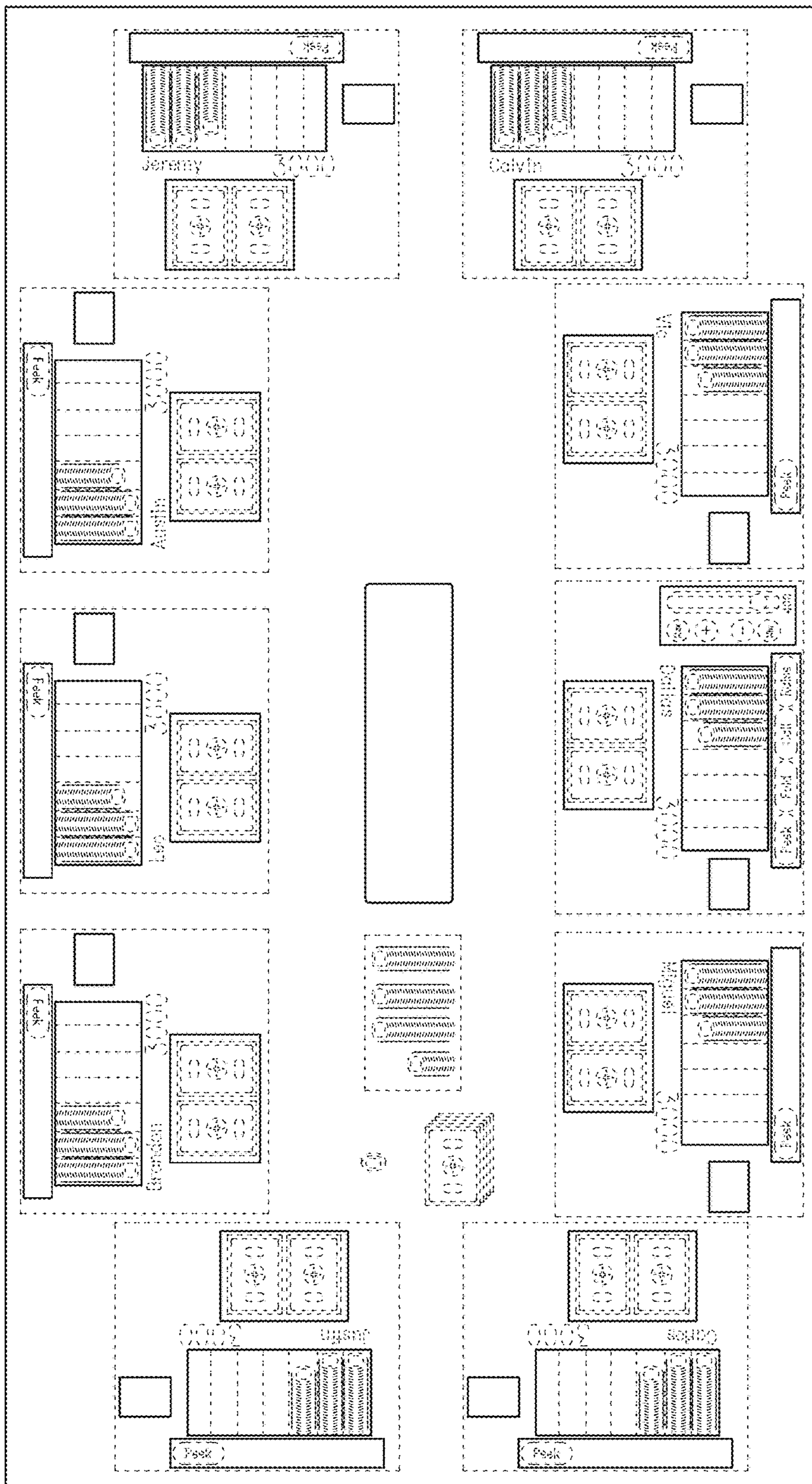


FIG. 3

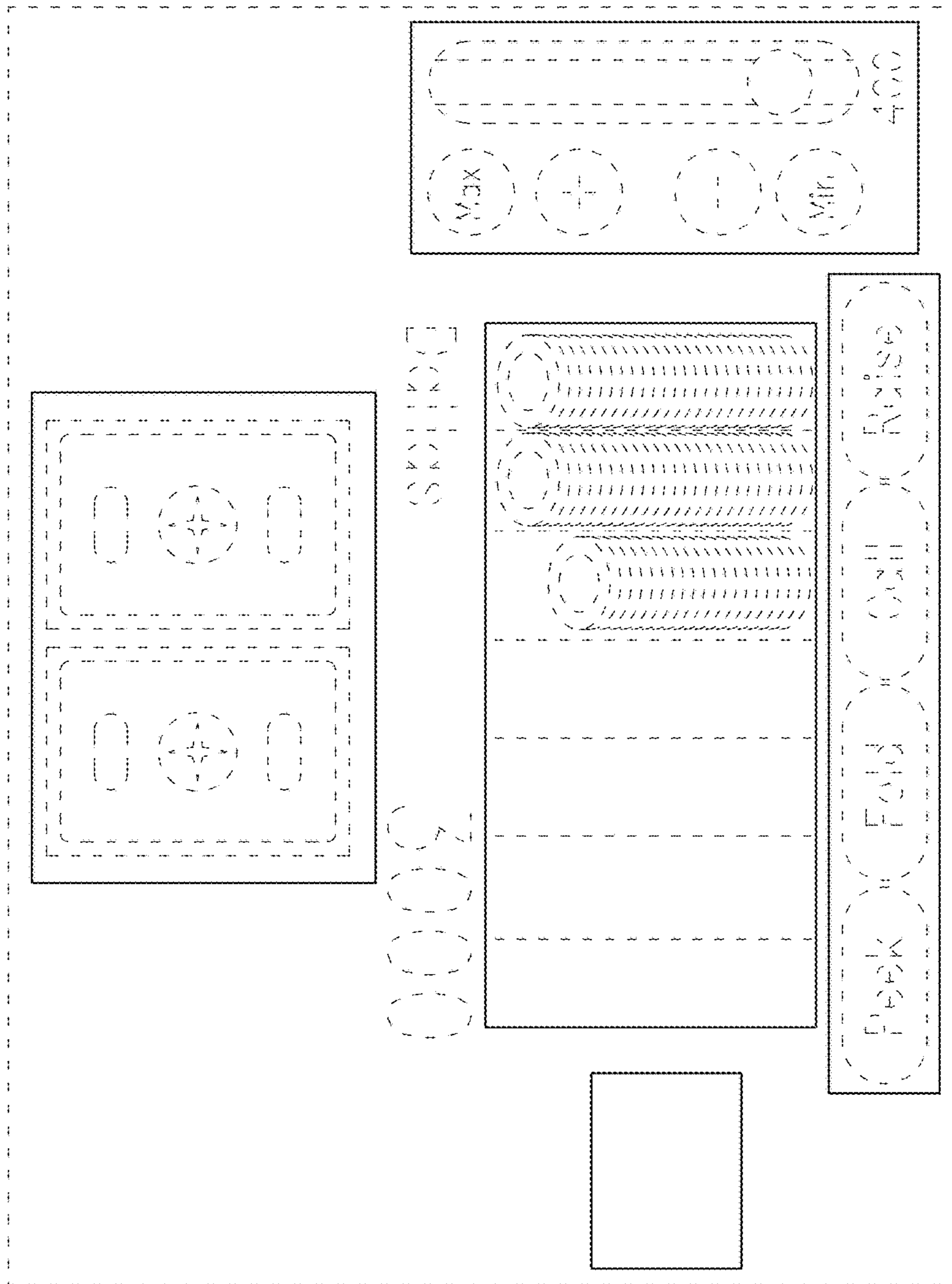


FIG. 4