



US00D818471S

(12) **United States Design Patent** (10) **Patent No.:** **US D818,471 S**
Mohageg et al. (45) **Date of Patent:** **** *May 22, 2018**

(54) **DISPLAY SCREEN OR PORTION THEREOF WITH ANIMATED GRAPHICAL USER INTERFACE**

(71) Applicant: **Oracle International Corporation**, Redwood Shores, CA (US)

(72) Inventors: **Mike Mohageg**, Redwood Shores, CA (US); **Timothy Dunn**, Vallecito, CA (US); **David Kamholz**, Lyons, CO (US)

(73) Assignee: **Oracle International Corporation**, Redwood Shores, CA (US)

(*) Notice: This patent is subject to a terminal disclaimer.

(**) Term: **14 Years**

(21) Appl. No.: **29/518,960**

(22) Filed: **Feb. 27, 2015**

(51) **LOC (11) Cl.** **14-04**

(52) **U.S. Cl.**
USPC **D14/485**

(58) **Field of Classification Search**
USPC D14/485-495
CPC .. G06F 3/048; G06F 3/04842; G06F 3/04847; G06F 3/0481; G06F 17/211; G06F 17/212
See application file for complete search history.

(56) **References Cited**

U.S. PATENT DOCUMENTS

D573,153 S *	7/2008	Roever	D14/488
D582,926 S *	12/2008	Blankenship	D14/485
D638,852 S *	5/2011	Skidmore	D14/488
D658,677 S *	5/2012	Gleasant	D14/488
D658,678 S *	5/2012	Gleasant	D14/488
D668,262 S *	10/2012	Gleasant	D14/488
D689,083 S *	9/2013	Pasceri	D14/486
D689,084 S *	9/2013	Pasceri	D14/486

D689,085 S *	9/2013	Pasceri	D14/486
D692,450 S *	10/2013	Convay	D14/486
D699,744 S *	2/2014	Ho Kushner	D14/488
D704,730 S *	5/2014	Pearson	D14/488
D705,251 S *	5/2014	Pearson	D14/488
D706,803 S *	6/2014	Rogowski	D14/486
D708,196 S *	7/2014	Pasceri	D14/486
D715,819 S *	10/2014	Pasceri	D14/486
D724,603 S *	3/2015	Williams	D14/485
D726,744 S *	4/2015	Park	D14/486
D727,339 S *	4/2015	Lee	D14/486
D729,271 S *	5/2015	Zhang	D14/488
D735,752 S *	8/2015	Kim	D14/488
D736,248 S *	8/2015	Chen	D14/488
D737,838 S *	9/2015	Moon	D14/486

(Continued)

Primary Examiner — Darlington Ly

Assistant Examiner — Daniel J Domino

(74) *Attorney, Agent, or Firm* — Kilpatrick Townsend & Stockton LLP

(57) **CLAIM**

The ornamental design for a display screen or portion thereof with animated graphical user interface, as shown and described.

DESCRIPTION

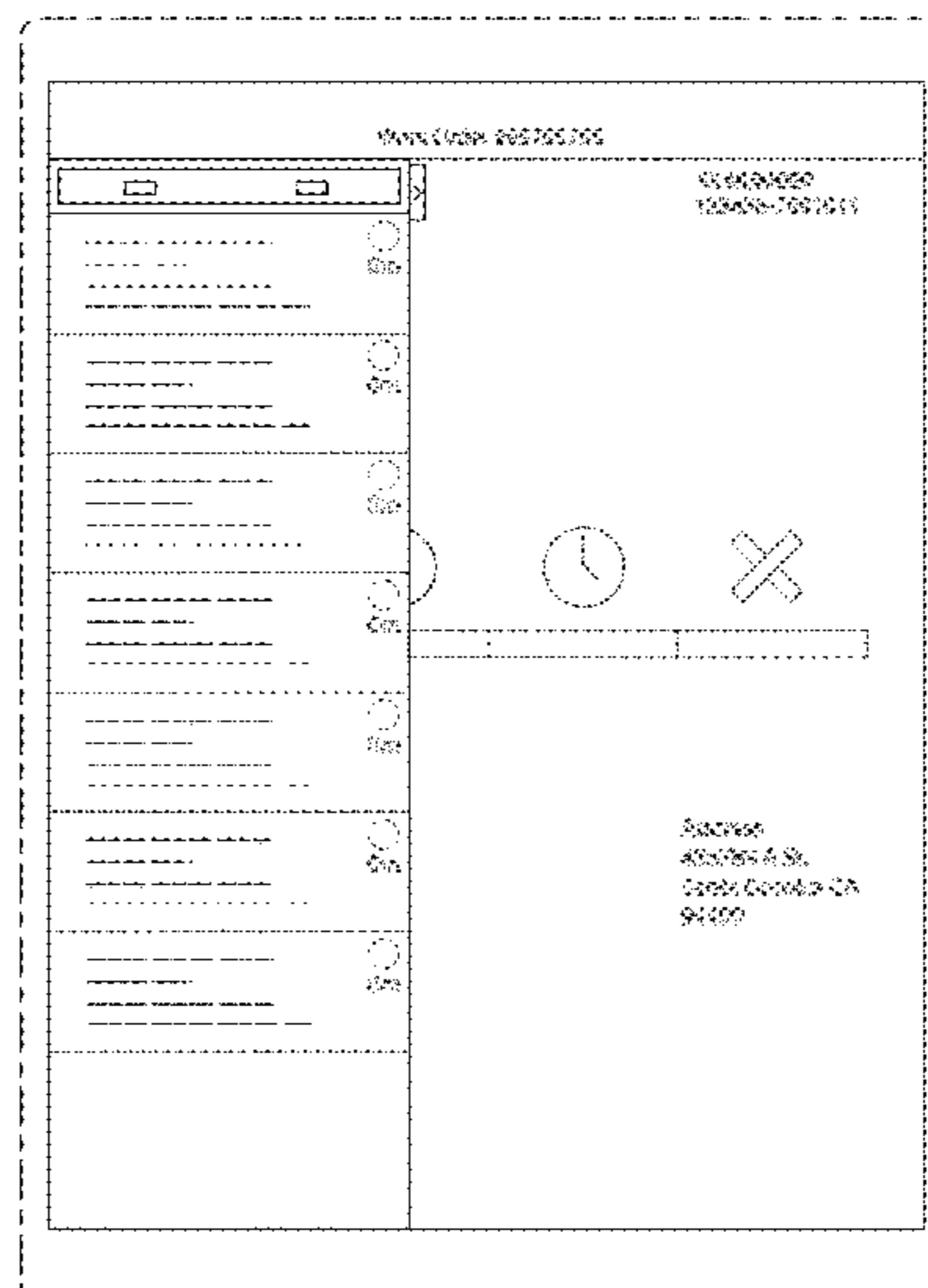
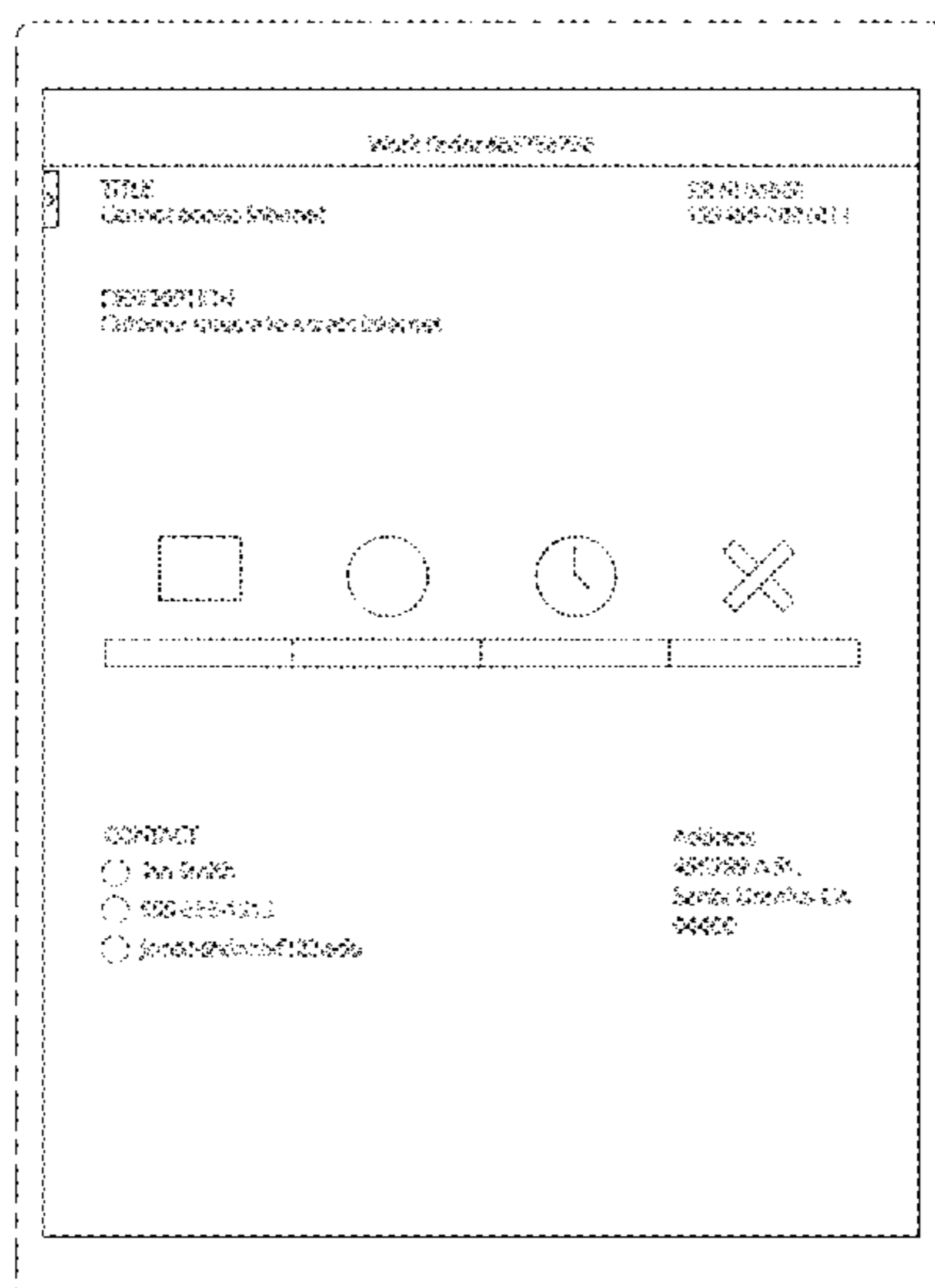
FIG. 1 is a front view of a display screen or portion thereof with animated graphical user interface showing our new design; and,

FIG. 2 is a front view of a second image thereof.

The appearance of the animated graphical user interface transitions between the images shown in FIGS. 1-2. The process or period in which one image transitions to another forms no part of the claimed design.

The dash-dot broken lines showing an electronic device illustrate environmental subject matter, whereas the standard broken lines showing text, symbols and portions of the graphical user interface illustrate portions of the article, and form no part of the claimed design.

1 Claim, 2 Drawing Sheets



(56)

References Cited

U.S. PATENT DOCUMENTS

D746,305 S *	12/2015	Gray	D14/485
D746,847 S *	1/2016	Bauer	D14/486
D746,866 S *	1/2016	Memoria	D14/492
D750,644 S *	3/2016	Bhutani	D14/485
D752,086 S *	3/2016	Sang-hyun	D14/488
9,275,046 B2 *	3/2016	Rogowski	G06F 17/2854
D757,750 S *	5/2016	Tedesco	D14/485
D757,817 S *	5/2016	Pan	G06F 3/04817
			D14/494

* cited by examiner

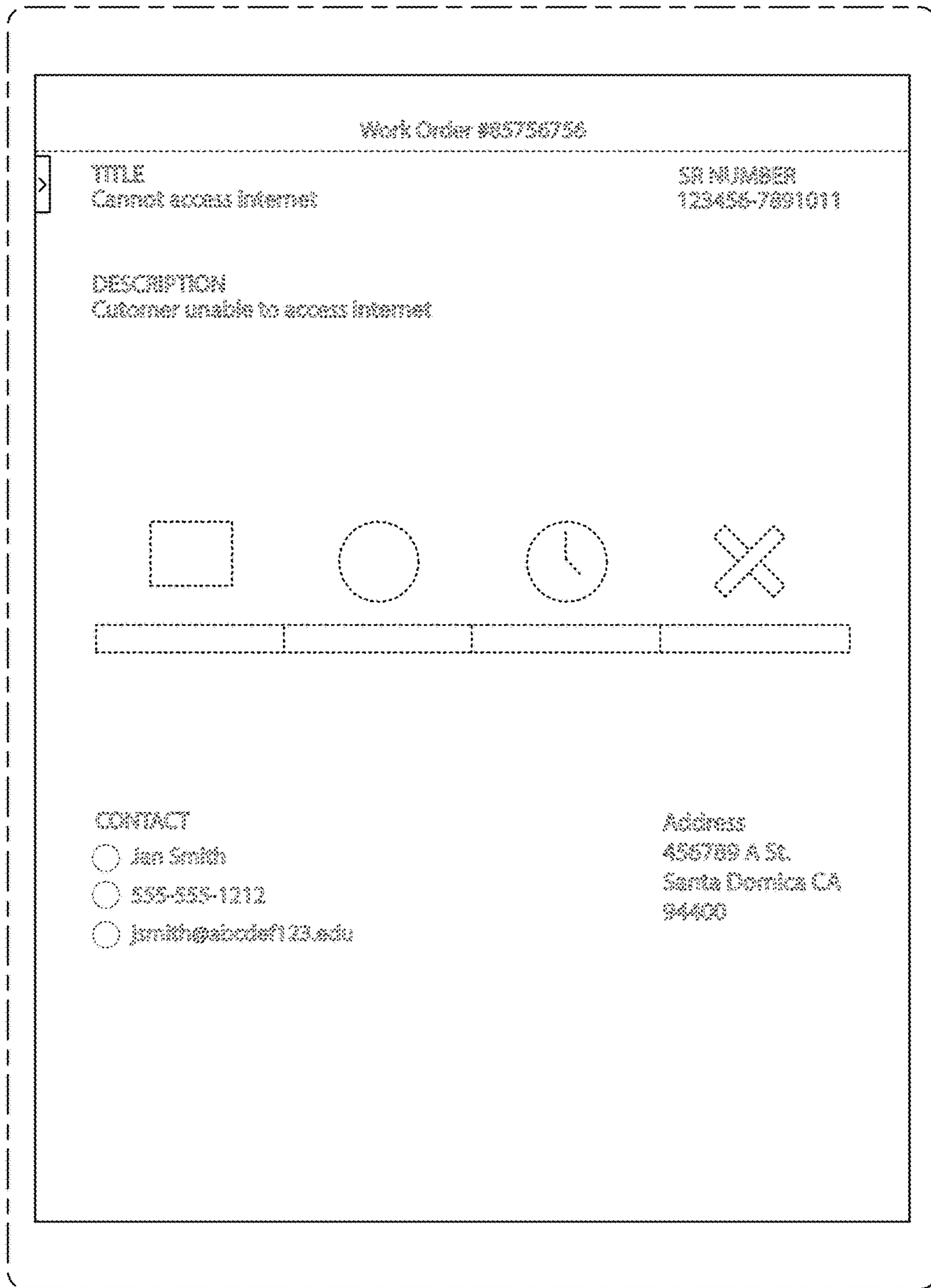


FIG. 1

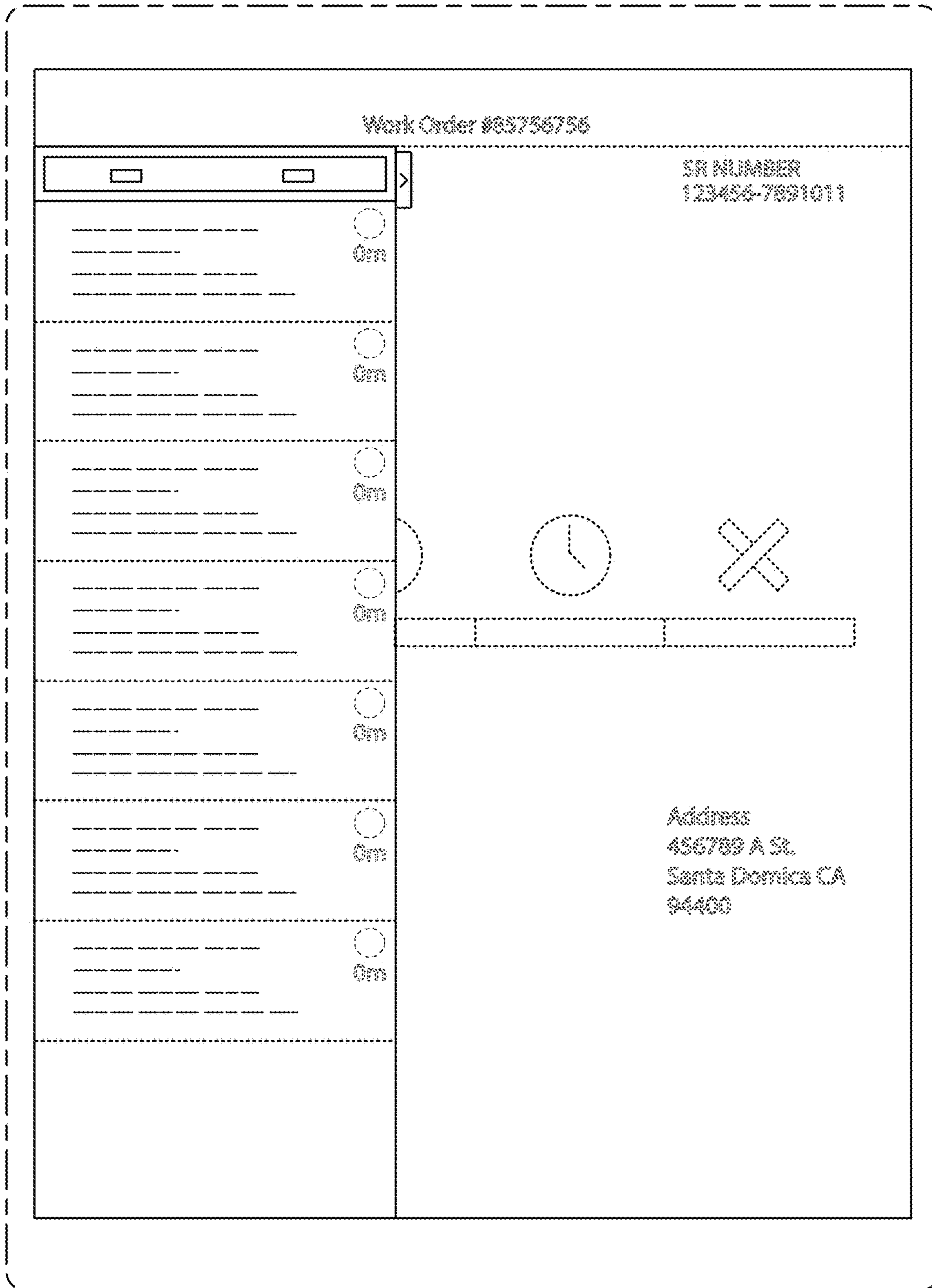


FIG. 2