



US00D818448S

(12) **United States Design Patent**
Wang

(10) **Patent No.:** **US D818,448 S**

(45) **Date of Patent:** **** May 22, 2018**

(54) **SET-TOP BOX**

(71) Applicant: **Kui Wang**, Shenzhen (CN)

(72) Inventor: **Kui Wang**, Shenzhen (CN)

(**) Term: **15 Years**

(21) Appl. No.: **29/592,750**

(22) Filed: **Feb. 1, 2017**

(51) **LOC (11) Cl.** **14-03**

(52) **U.S. Cl.**
USPC **D14/125**

(58) **Field of Classification Search**
USPC D14/125, 357-358, 496, 188, 242, 432;
D13/184; 348/10, 460, 706, 731;
340/825.03; 455/6.1, 6.2; 312/223.1, 7.2
CPC H04N 7/00
See application file for complete search history.

(56) **References Cited**

U.S. PATENT DOCUMENTS

D601,585 S * 10/2009 Andre D14/314
D639,254 S * 6/2011 Giovannoni D14/125

D648,722 S * 11/2011 Meyerhoffer D14/341
D666,563 S * 9/2012 Lee D14/125
D717,749 S * 11/2014 Nakano D14/125
D740,771 S * 10/2015 Daniel D14/125
D768,589 S * 10/2016 Shin D14/125
D769,366 S * 10/2016 Hiraguchi 18/12.1

* cited by examiner

Primary Examiner — Randall H Gholson


(57) **CLAIM**

The ornamental design for a set-top box, as shown.

DESCRIPTION

FIG. 1 is a front elevational view of a set-top box showing my new design;
FIG. 2 is a rear elevational view thereof;
FIG. 3 is a left side elevational view thereof;
FIG. 4 is a right side elevational view thereof;
FIG. 5 is a top plan view thereof;
FIG. 6 is a bottom plan view thereof; and,
FIG. 7 is a front perspective view thereof.

1 Claim, 7 Drawing Sheets






FIG.1

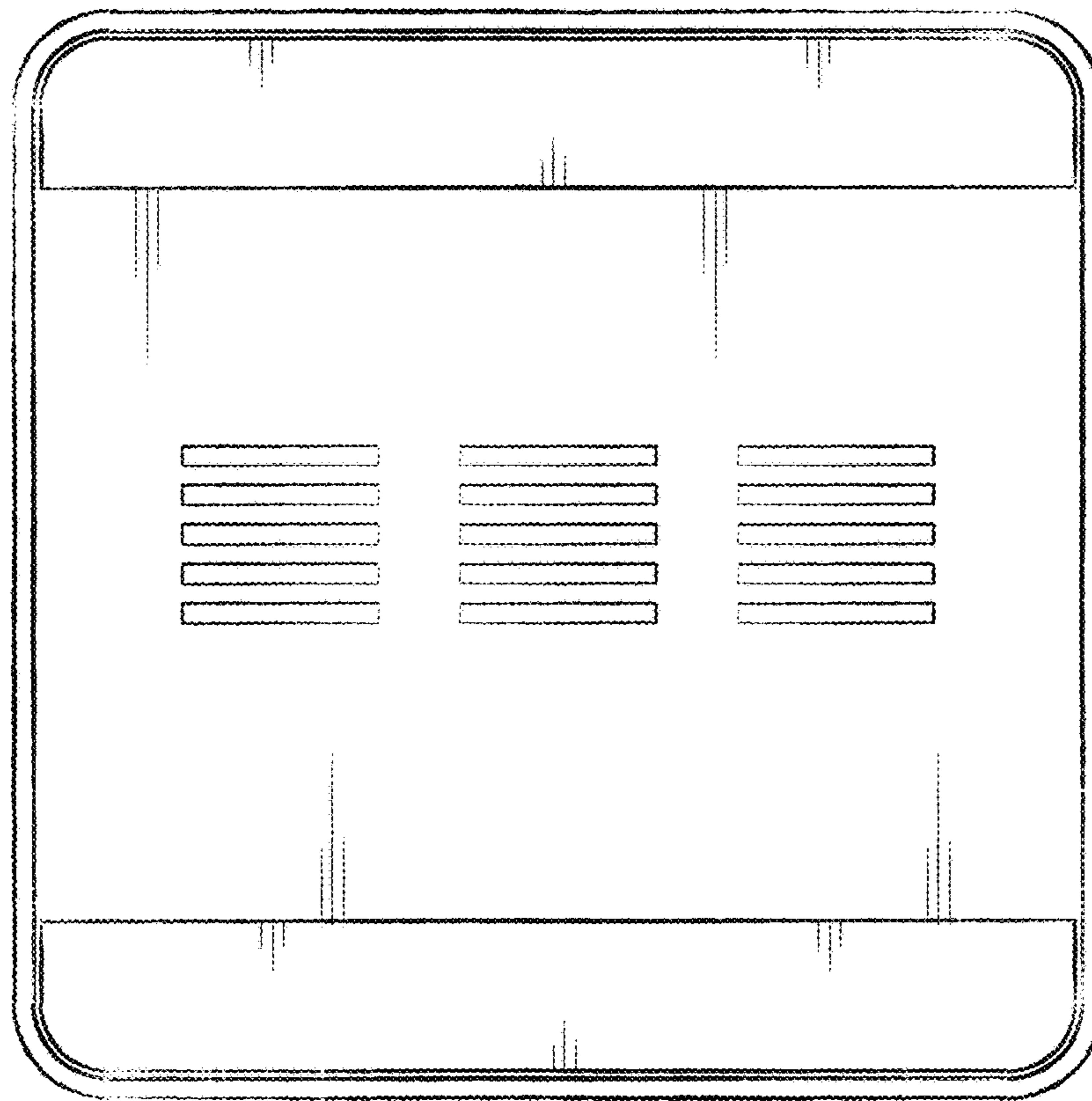


FIG.2

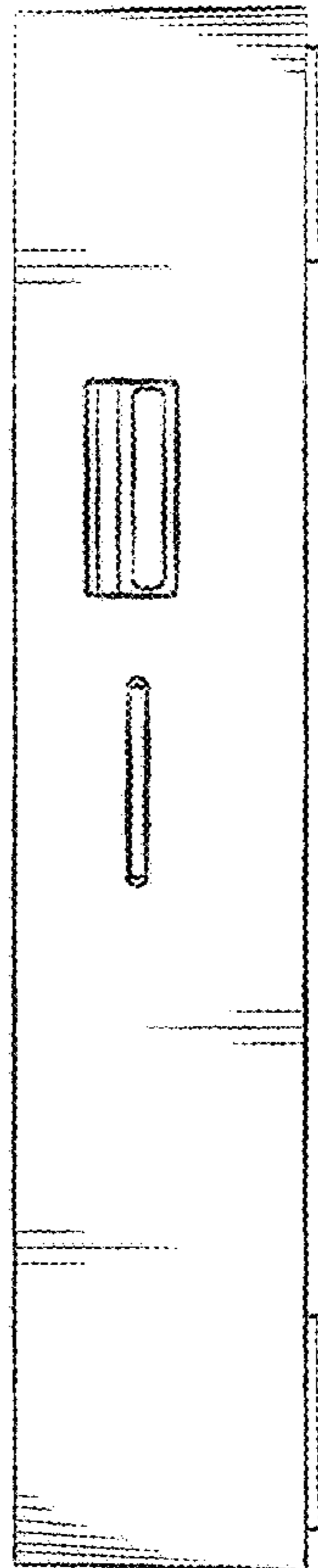


FIG.3




FIG.4




FIG.5

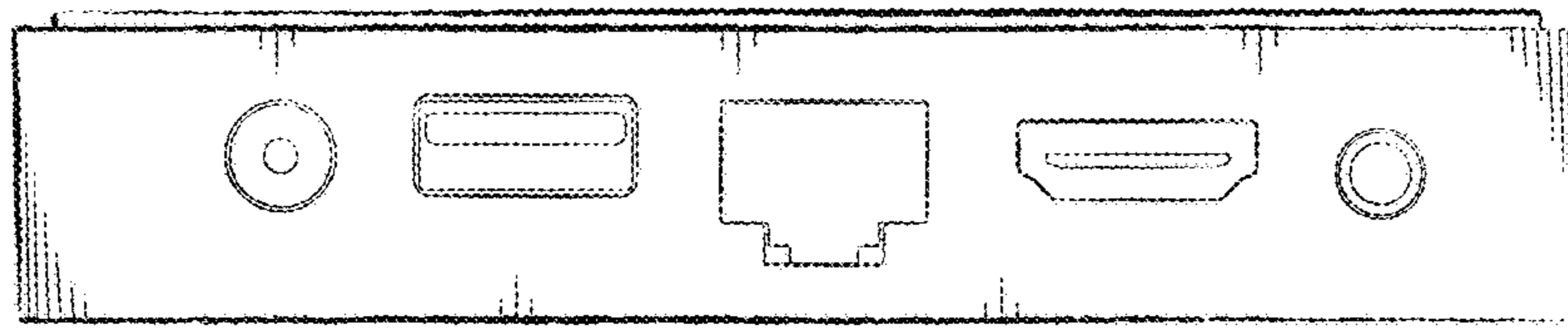


FIG.6

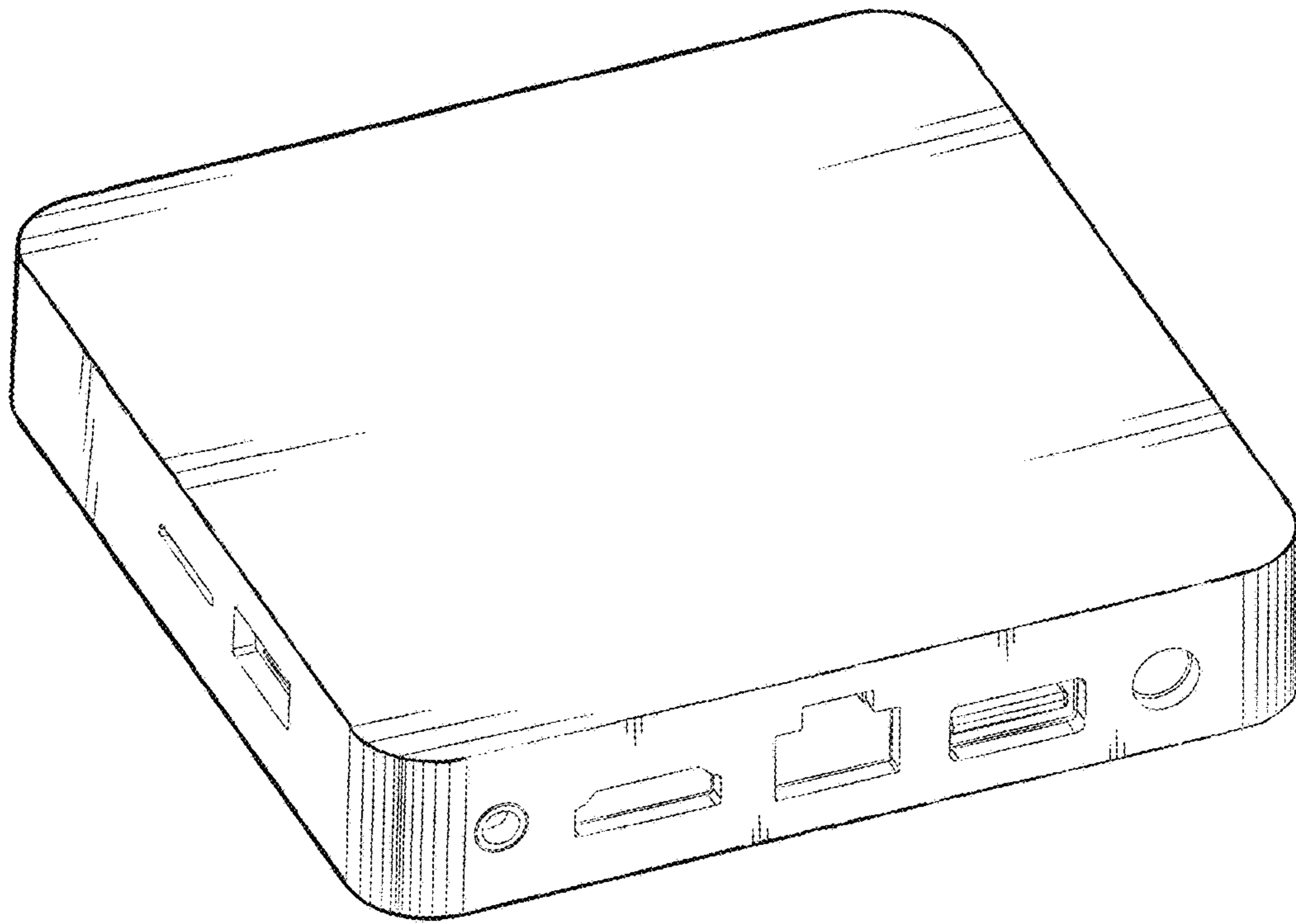


FIG.7