

US00D818408S

(12) **United States Design Patent**
Moran et al.

(10) **Patent No.:** **US D818,408 S**

(45) **Date of Patent:** **** May 22, 2018**

- (54) **AIRCRAFT SUITE WINDOW BAY**
- (71) Applicant: **The Boeing Company**, Chicago, IL (US)
- (72) Inventors: **Bryan D. Moran**, Mukilteo, WA (US);
William Quan, Redmond, WA (US);
Nino Senoadi, Bothell, WA (US);
Jonathan R. Wightman, Everett, WA (US)
- (73) Assignee: **THE BOEING COMPANY**, Chicago, IL (US)

| | | | | | | |
|--------------|------|---------|-----------|-------|-------------|-----------|
| 8,033,587 | B2 * | 10/2011 | Yanai | | B60J 1/00 | 296/1.08 |
| 8,317,248 | B2 * | 11/2012 | Lange | | B60R 13/04 | 296/1.08 |
| D687,360 | S * | 8/2013 | Gagnon | | D12/195 | |
| D687,361 | S * | 8/2013 | Gagnon | | D12/195 | |
| D694,688 | S * | 12/2013 | Chauvin | | D12/190 | |
| 9,889,919 | B2 * | 2/2018 | Childress | | B64C 1/1423 | |
| 2010/0313487 | A1 * | 12/2010 | Ellis | | B60J 10/265 | 49/502 |
| 2011/0144764 | A1 * | 6/2011 | Bagga | | A61F 2/28 | 623/23.61 |
| 2011/0187141 | A1 * | 8/2011 | Yanai | | B60R 13/04 | 296/1.08 |

(**) Term: **15 Years**

(21) Appl. No.: **29/546,495**

(22) Filed: **Nov. 23, 2015**

(51) **LOC (11) Cl.** **12-08**

(52) **U.S. Cl.**
USPC **D12/190**

(58) **Field of Classification Search**
USPC D12/190, 192, 195, 345, 400, 90, 91, 92,
D12/199, 197, 86, 171, 169, 163, 110,
D12/114; D6/334-336, 356, 357,
D6/360-361, 367-368, 381, 643, 716,
D6/716.1-716.5
CPC B60N 2/4693; B64C 1/14; B64C 1/1484
See application file for complete search history.

(56) **References Cited**

U.S. PATENT DOCUMENTS

| | | | | | | |
|-----------|-----|---------|---------|-------|-----------|------------|
| 3,756,636 | A * | 9/1973 | Jackson | | F16B 7/00 | 296/93 |
| D269,966 | S * | 8/1983 | Urban | | D12/195 | |
| 5,261,721 | A * | 11/1993 | Conger | | B60J 1/14 | 296/146.15 |

* cited by examiner

Primary Examiner — Katrina A Betton

(74) *Attorney, Agent, or Firm* — Parsons Behle & Latimer

(57) **CLAIM**

We claim the ornamental design for an aircraft suite window bay, as shown and described.

DESCRIPTION

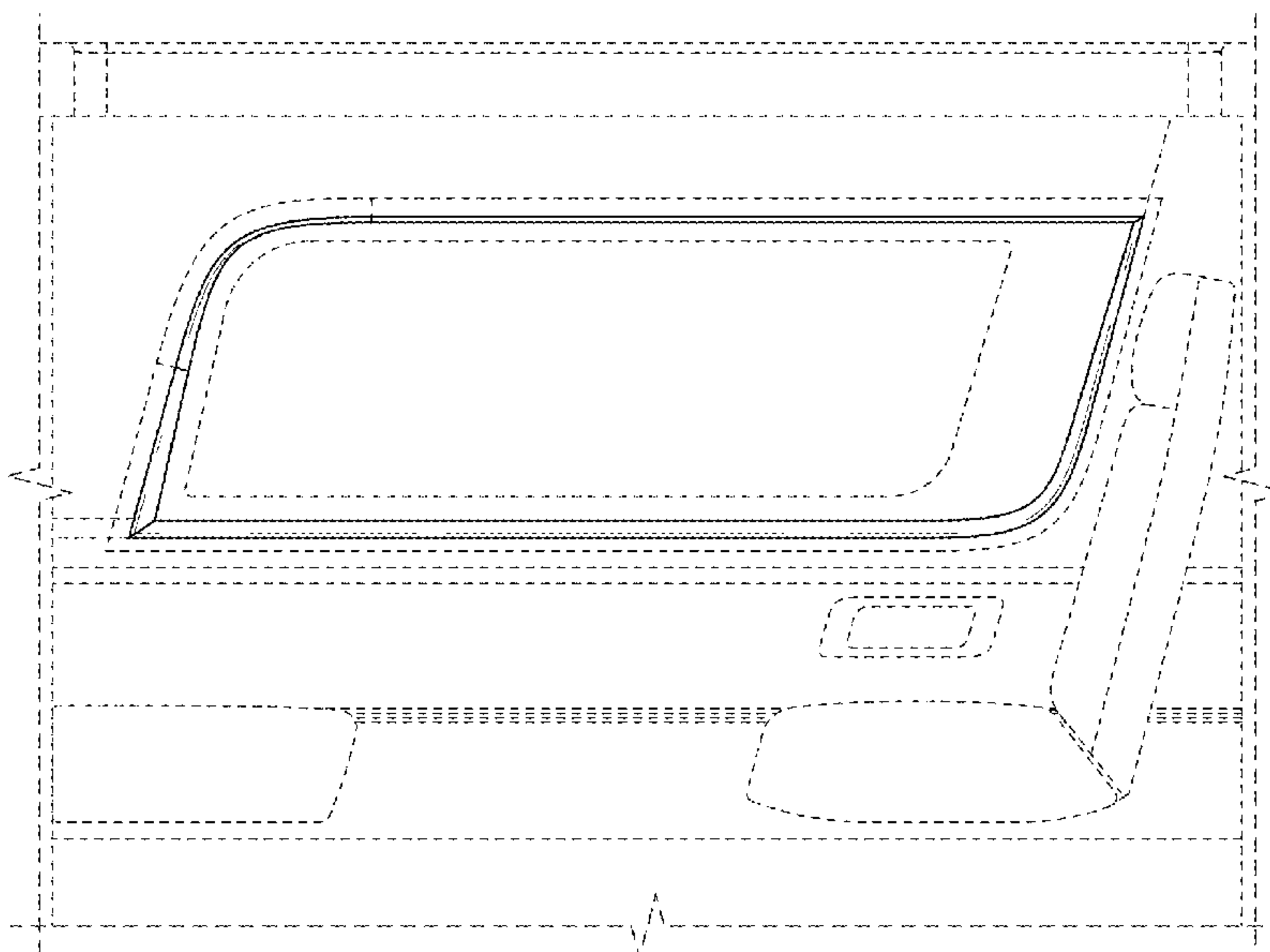
FIG. 1 is a perspective view of an aircraft suite window bay showing the ornamental design as disclosed herein.

FIG. 2 is another perspective view of an aircraft suite window bay showing the ornamental design as disclosed herein; and,

FIG. 3 is side view of an aircraft suite window bay showing a closed window shade for the ornamental design as disclosed herein.

The elements shown in broken lines are included for the purpose of illustrating the environment for the ornamental design and form no part of the claimed design.

1 Claim, 2 Drawing Sheets



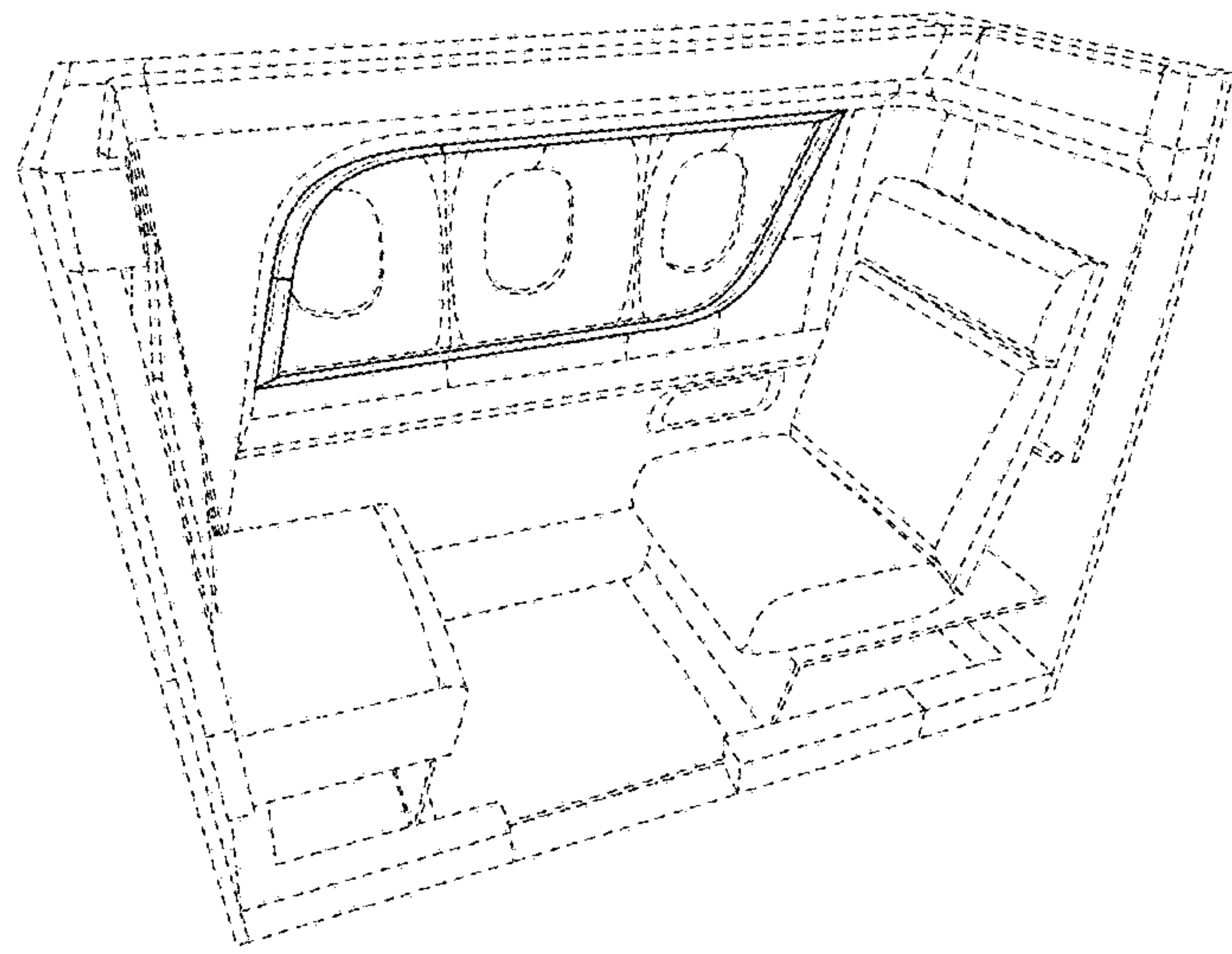


FIG. 1

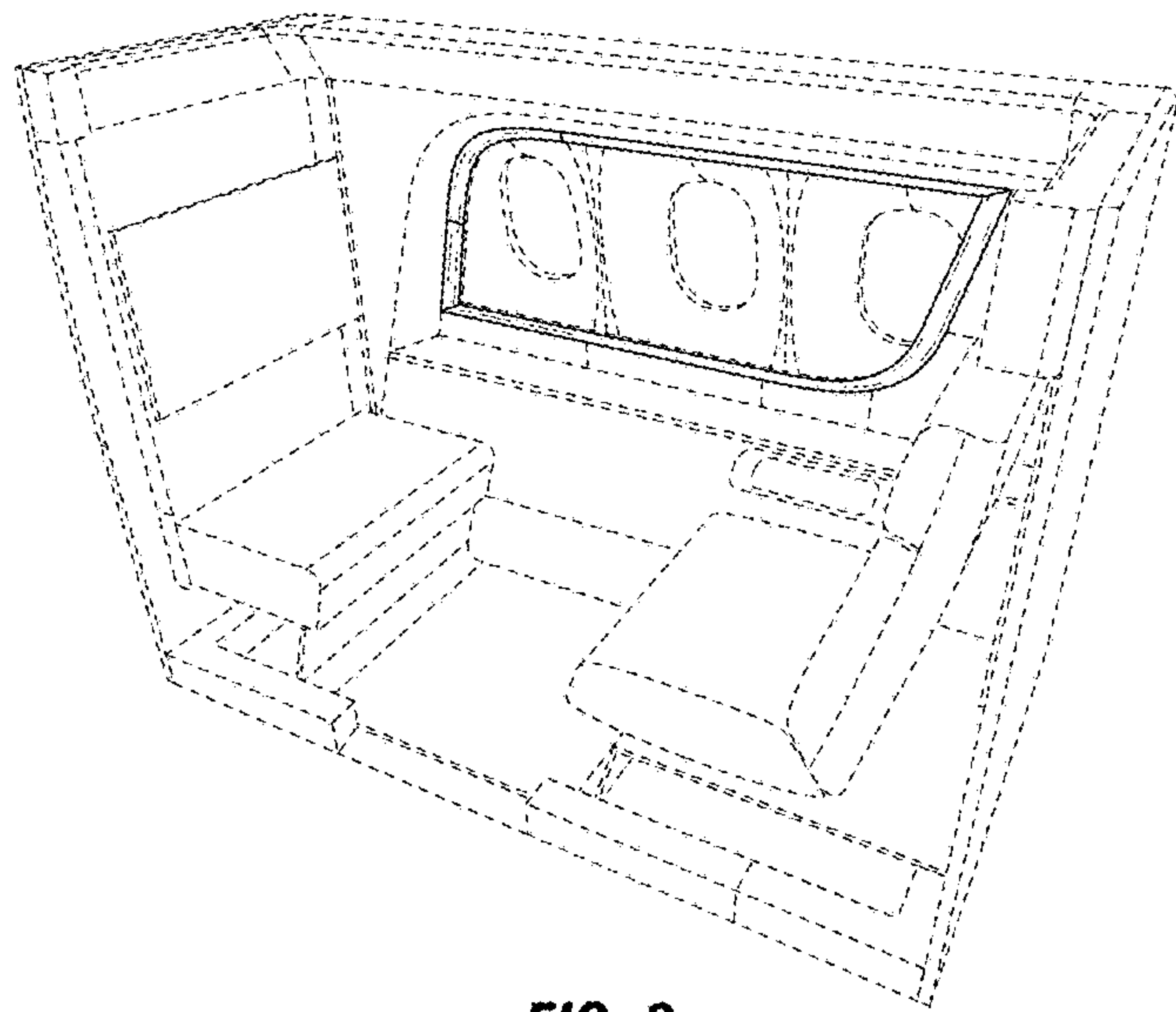


FIG. 2

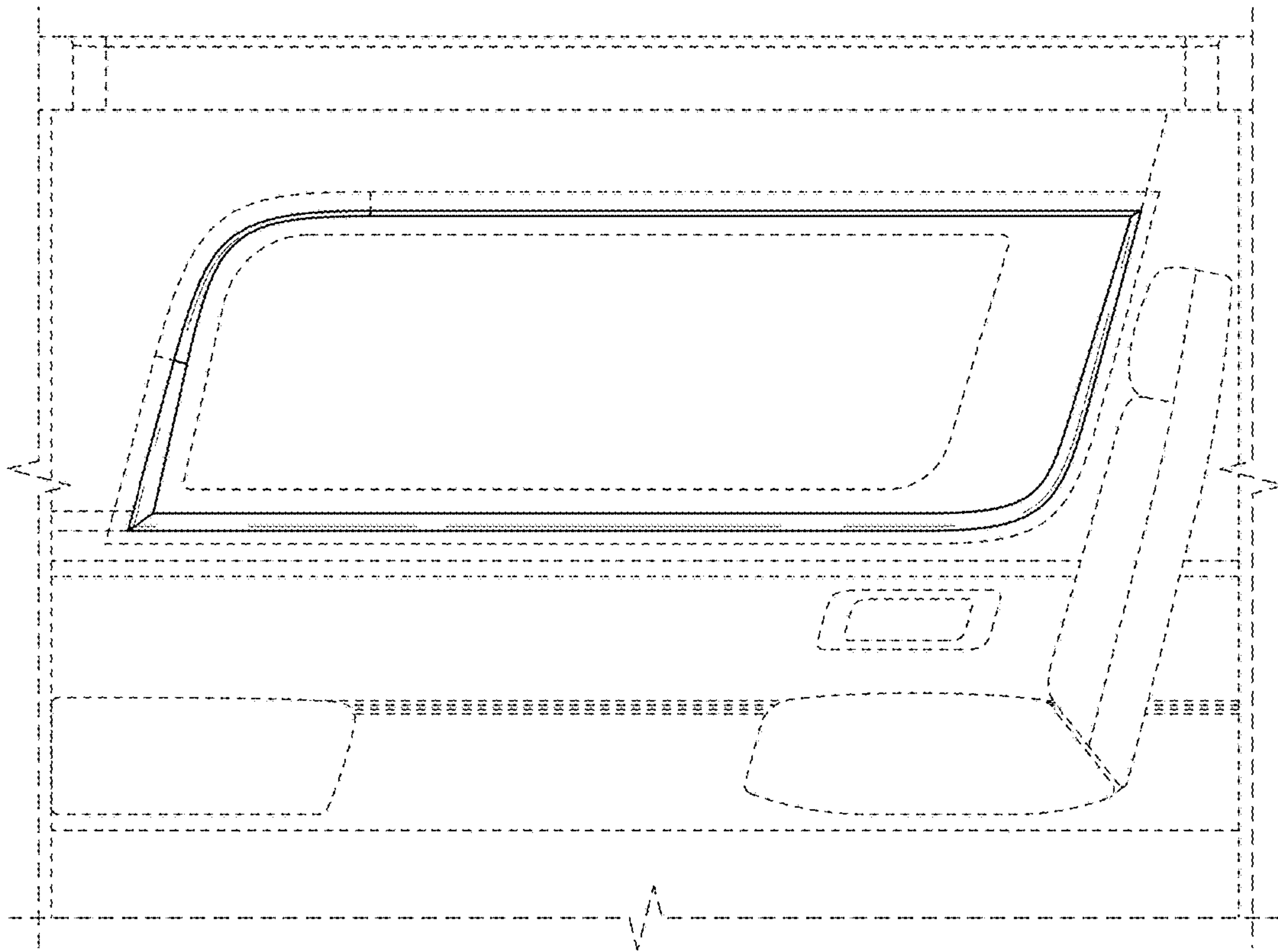


FIG. 3