



US00D818403S

(12) **United States Design Patent** (10) **Patent No.:** **US D818,403 S**
Cummins (45) **Date of Patent:** **** May 22, 2018**

- (54) **VEHICLE FRONT FASCIA SPLITTER**
- (71) Applicant: **Jason Ashley Cummins**, Royal Oak, MI (US)
- (72) Inventor: **Jason Ashley Cummins**, Royal Oak, MI (US)
- (73) Assignee: **Makers Garage LLC**, Detroit, MI (US)
- (**) Term: **15 Years**
- (21) Appl. No.: **29/592,993**
- (22) Filed: **Feb. 3, 2017**
- (51) **LOC (11) Cl.** **12-16**
- (52) **U.S. Cl.**
USPC **D12/169**
- (58) **Field of Classification Search**
USPC D12/86, 90-92, 163, 169, 171, 196, 216;
293/102, 113, 115, 117, 120; 296/180.1,
296/180.2
CPC B60R 19/02; B60R 19/04; B60R 19/18;
B60R 19/24; B60R 19/44; B60R 19/48;
B60R 19/52; B60R 19/56; B60R 19/023;
B60R 2019/527; B60R 2019/1886; B62D
25/08
See application file for complete search history.

(56) **References Cited**

U.S. PATENT DOCUMENTS

- D203,667 S * 2/1966 Loewy D12/92
- 4,678,118 A * 7/1987 Fukami B60H 1/00492
180/903
- D305,879 S * 2/1990 Gantner D12/181
- D567,157 S * 4/2008 Hutchins D12/169
- D624,471 S * 9/2010 Green D12/169
- D678,142 S * 3/2013 Behmer D12/169
- D744,916 S * 12/2015 Curic D12/169
- D754,041 S * 4/2016 Behmer D12/169

- D771,536 S * 11/2016 Wolff D12/169
- D788,658 S * 6/2017 Chang D12/169
- D792,292 S * 7/2017 Spencer D12/169
- D793,302 S * 8/2017 Kozub D12/169
- D797,619 S * 9/2017 Jung D12/169

FOREIGN PATENT DOCUMENTS

- DE 402015100011-0002 * 2/2015

OTHER PUBLICATIONS

<https://www.motorator.com/blog/ford/makers-garage-1987-1993-ford-mustang-carbon-fiber-splitter/#.WiBIJTN95aR> Posted Nov. 26, 2016 (Year: 2016).*

(Continued)

Primary Examiner — Susan Bennett Hattan
Assistant Examiner — Leanne Was-Englehart
(74) *Attorney, Agent, or Firm* — Bejin Bieneman PLC

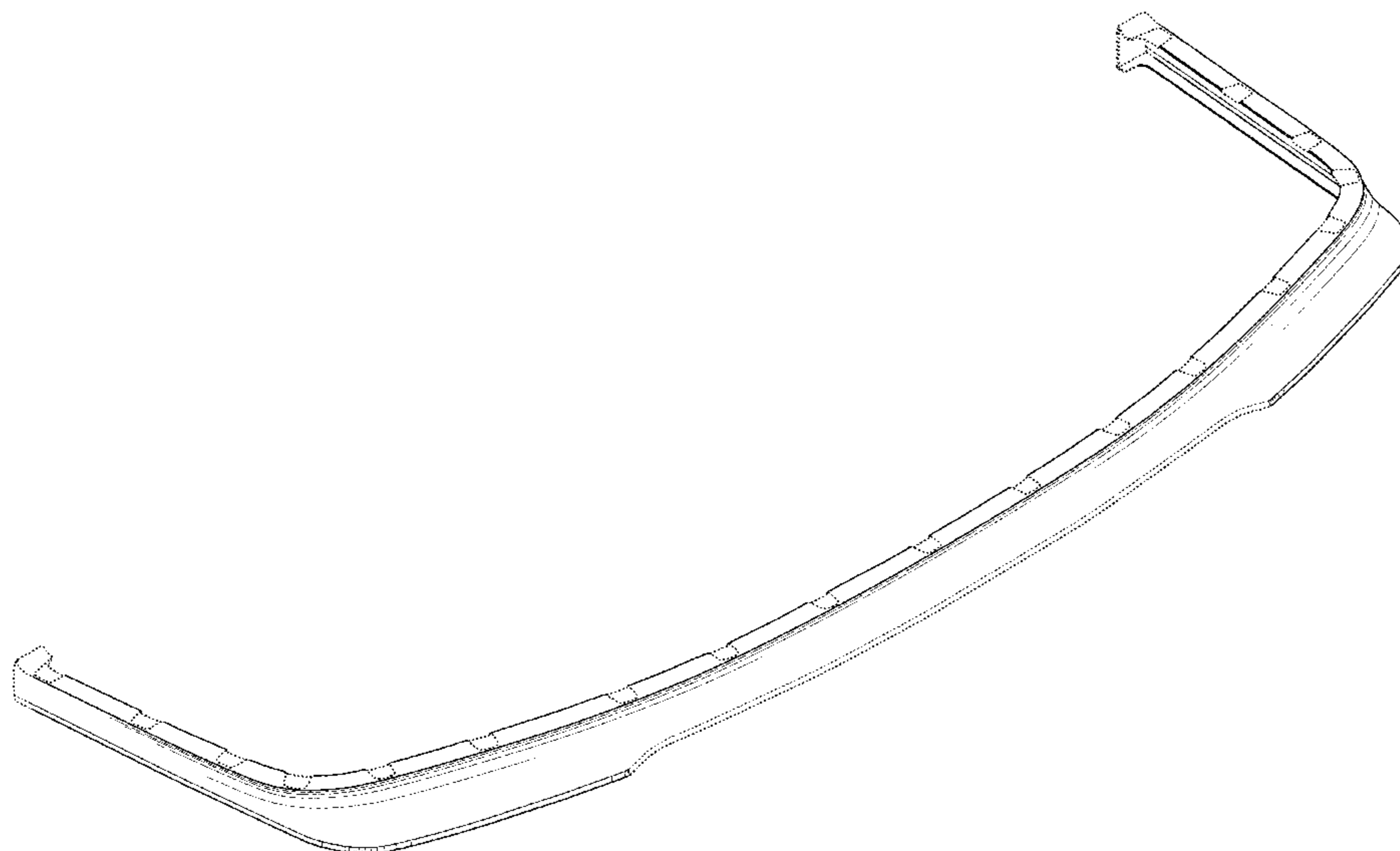
(57) **CLAIM**

I claim the ornamental design for a vehicle front fascia splitter, as shown and described.

DESCRIPTION

FIG. 1 is a perspective view of a vehicle front fascia splitter. FIG. 2 is a front view of the vehicle front fascia splitter. FIG. 3 is a rear view of the vehicle front fascia splitter. FIG. 4 is a left side view of the vehicle front fascia splitter. FIG. 5 is a right side view of the vehicle front fascia splitter. FIG. 6 is a top view of the vehicle front fascia splitter. FIG. 7 is a bottom view of the vehicle front fascia splitter; and, FIG. 8 is another perspective view of the vehicle front fascia splitter. The broken lines in the Figures are directed to unclaimed subject matter of the vehicle front fascia splitter; the broken lines form no part of the claimed design.

1 Claim, 5 Drawing Sheets



(56)

References Cited

OTHER PUBLICATIONS

<https://makers-garage.com/lxsplitter/> Uploaded Aug. 2016 (Year: 2016).*

<https://www.instagram.com/p/BAMtOFVkzWe/?taken-by=ragledesign>; accessed Dec. 1, 2016; (2 pages).

<https://www.facebook.com/motorator/photos/a.10151925051497642.1073741828.184723517641/10154206971647642/?type=3&theater>; accessed Dec. 1, 2016; (1 page).

<https://www.instagram.com/p/oGyzmVPhm9/?taken-by=motorator>, accessed Dec. 1, 2016; (2 pages).

https://www.instagram.com/b_man001/; accessed Dec. 1, 2016; (3 pages).

<http://www.mustangandfords.com/featured-vehicles/1350-fox-ford-mustang-concepts/photo-gallery/#2>; accessed Dec. 19, 2016; (4 pages).

<https://lmr.com/products/Fox-Body-Mustang-LX-Chin-Spoiler-Installation>; accessed Dec. 1, 2016; (4 pages).

<http://www.stangtv.com/features/car-features/topnotch-creations-n-chromes-game-changing-fox-body/>; accessed Dec. 19, 2016; (11 pages).

<http://www.dariusrudis.com>; accessed Dec. 19, 2016; (2 pages).

<https://www.ford.com/performance/gt350/>; accessed Dec. 19, 2016; (10 pages).

<https://www.facebook.com/JLTPerformance/photos/a.10154052615042155.1073741850.52080517154/10154188848742155/?type=3&theater>; accessed Feb. 3, 2017; (1 page).

<https://www.facebook.com/JLTPerformance/photos/ms.c.eJwzNDA0NTG0sLAWsTA3MTI0NdUzRlhYGqGJWBoZmKO LWKKLmJiBRAAslBIZ.bps.a.10154052615042155.1073741850.52080517154/10154188848922155/?type=3&theater>; accessed Feb. 3, 2017; (1 page).

* cited by examiner

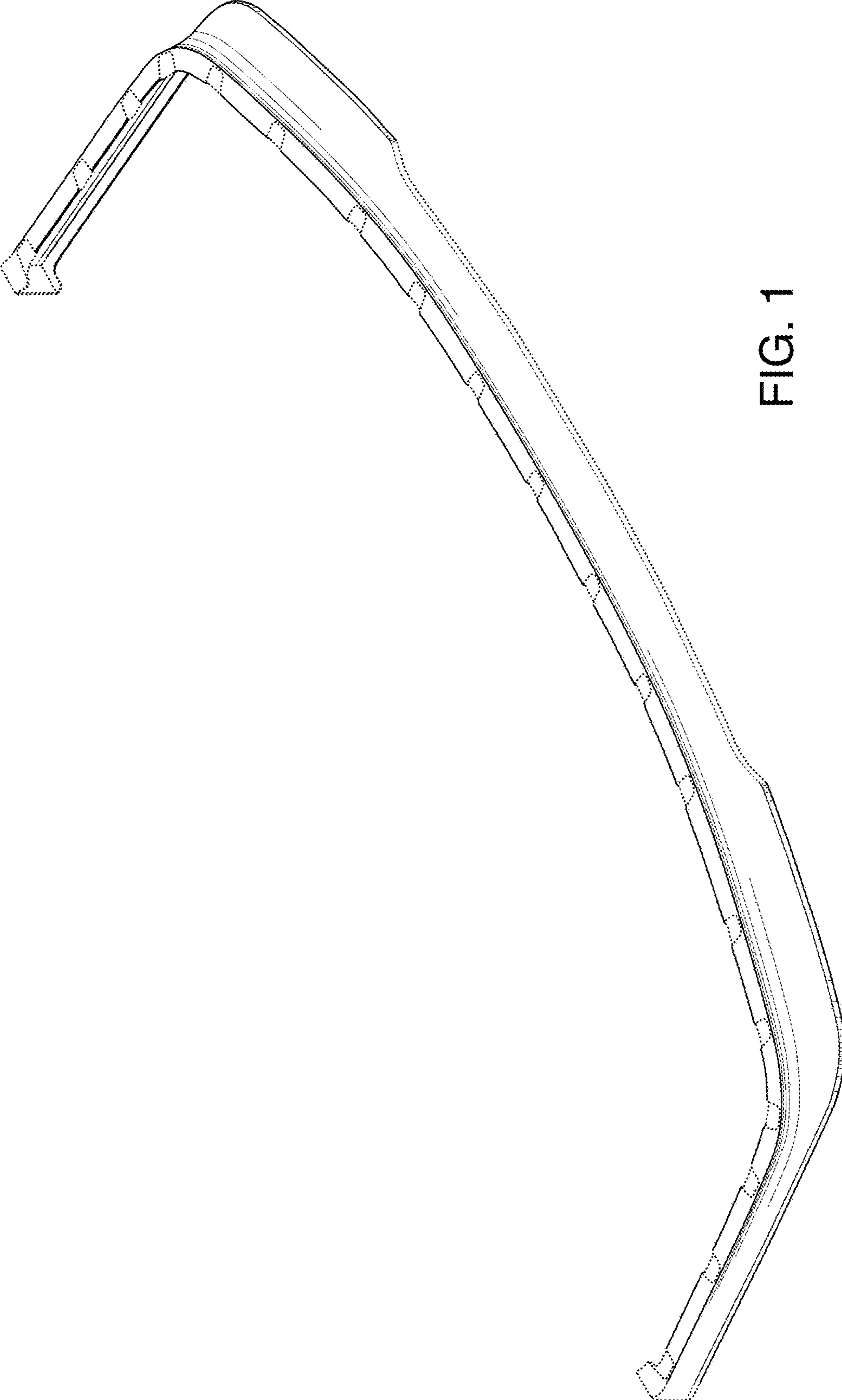


FIG. 1




FIG. 2



FIG. 3




FIG. 5




FIG. 4




FIG. 6




FIG. 7

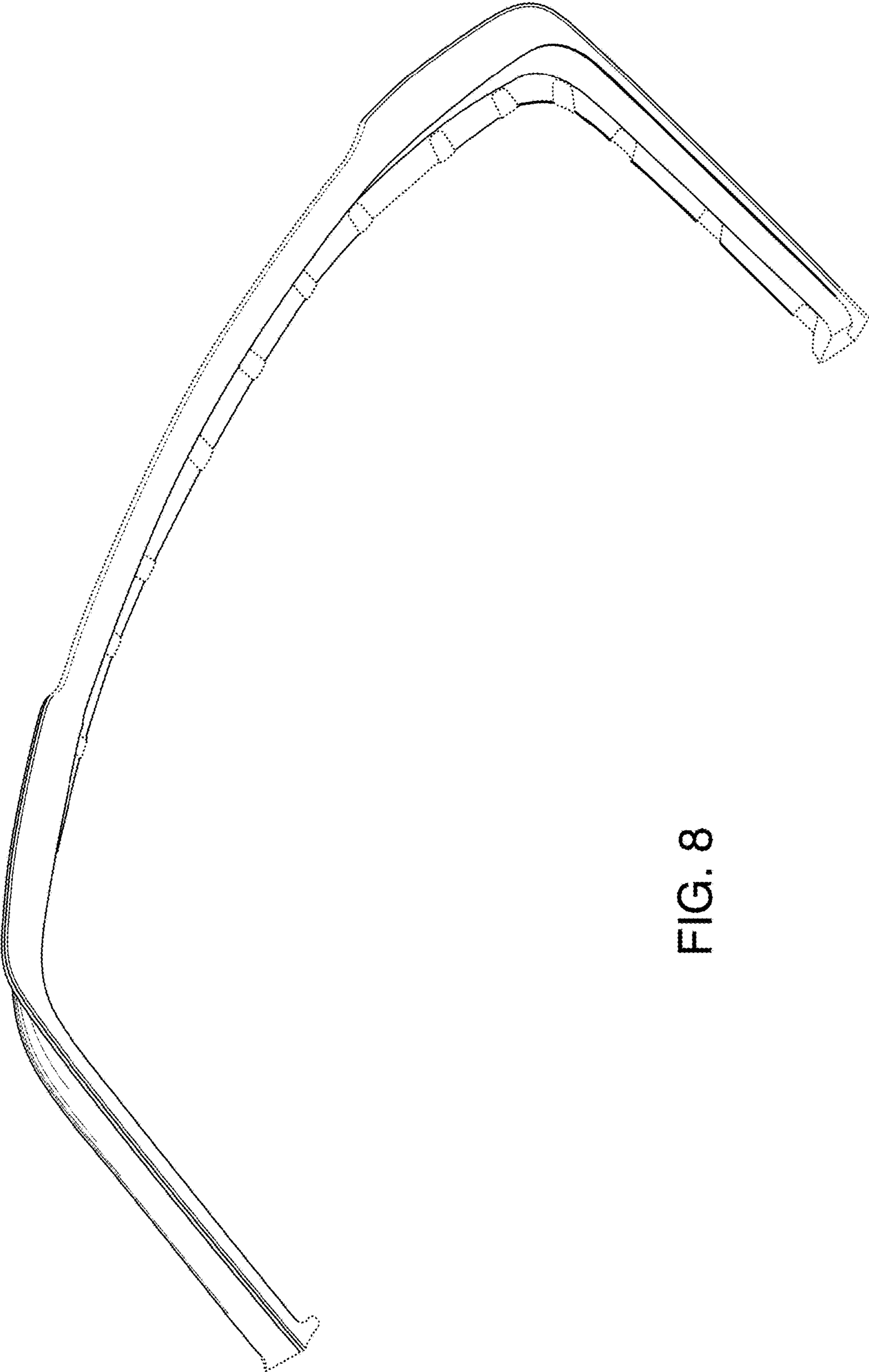


FIG. 8