



US00D818399S

(12) **United States Design Patent**
Frascella

(10) **Patent No.:** **US D818,399 S**

(45) **Date of Patent:** **** May 22, 2018**

(54) **VEHICLE**

(71) Applicant: **Jaguar Land Rover Limited**, Whitley,
Coventry (GB)

(72) Inventor: **Massimo Frascella**, Coventry (GB)

(73) Assignee: **Jaguar Land Rover Limited**, Whitley,
Coventry (GB)

(**) Term: **15 Years**

(21) Appl. No.: **29/591,415**

(22) Filed: **Jan. 19, 2017**

(30) **Foreign Application Priority Data**

Jul. 20, 2016 (EM) 003313444-0001

(51) **LOC (11) Cl.** **12-08**

(52) **U.S. Cl.**
USPC **D12/91**

(58) **Field of Classification Search**

USPC D12/86, 90-92, 88; D21/421, 433, 434;
296/181.1, 181.5

CPC B62D 35/00; B62D 25/00; B62D 25/06;
B62D 33/00

See application file for complete search history.

(56) **References Cited**

U.S. PATENT DOCUMENTS

D752,481 S * 3/2016 Frascella D12/91
D762,142 S * 7/2016 Battams D12/91

D782,937 S * 4/2017 Wheel D12/91
D784,855 S * 4/2017 Wheel D12/91
D791,645 S * 7/2017 Henstridge D12/91
D793,907 S * 8/2017 Woolley D12/91

* cited by examiner

Primary Examiner — Melody N Brown

(74) *Attorney, Agent, or Firm* — Wood Herron & Evans
LLP

(57) **CLAIM**

The ornamental design for a vehicle, as shown and described.

DESCRIPTION

FIG. 1 is a right front, perspective view of a vehicle according to the present invention.

FIG. 2 is a left front, perspective view thereof.

FIG. 3 is a left rear, perspective view thereof.

FIG. 4 is a right rear, perspective view thereof.

FIG. 5 is a front view thereof.

FIG. 6 is a rear view thereof, slightly to one side.


FIG. 7 is a left side view thereof.

FIG. 8 is a right side view thereof; and,

FIG. 9 is a top view thereof.

Any elements shown in broken lines in the Figures form no part of the claimed invention, but are instead included to show environmental aspects of the claimed invention. Also, the broken lines shown adjacent to any shaded portions form an unclaimed boundary of the design.

1 Claim, 9 Drawing Sheets



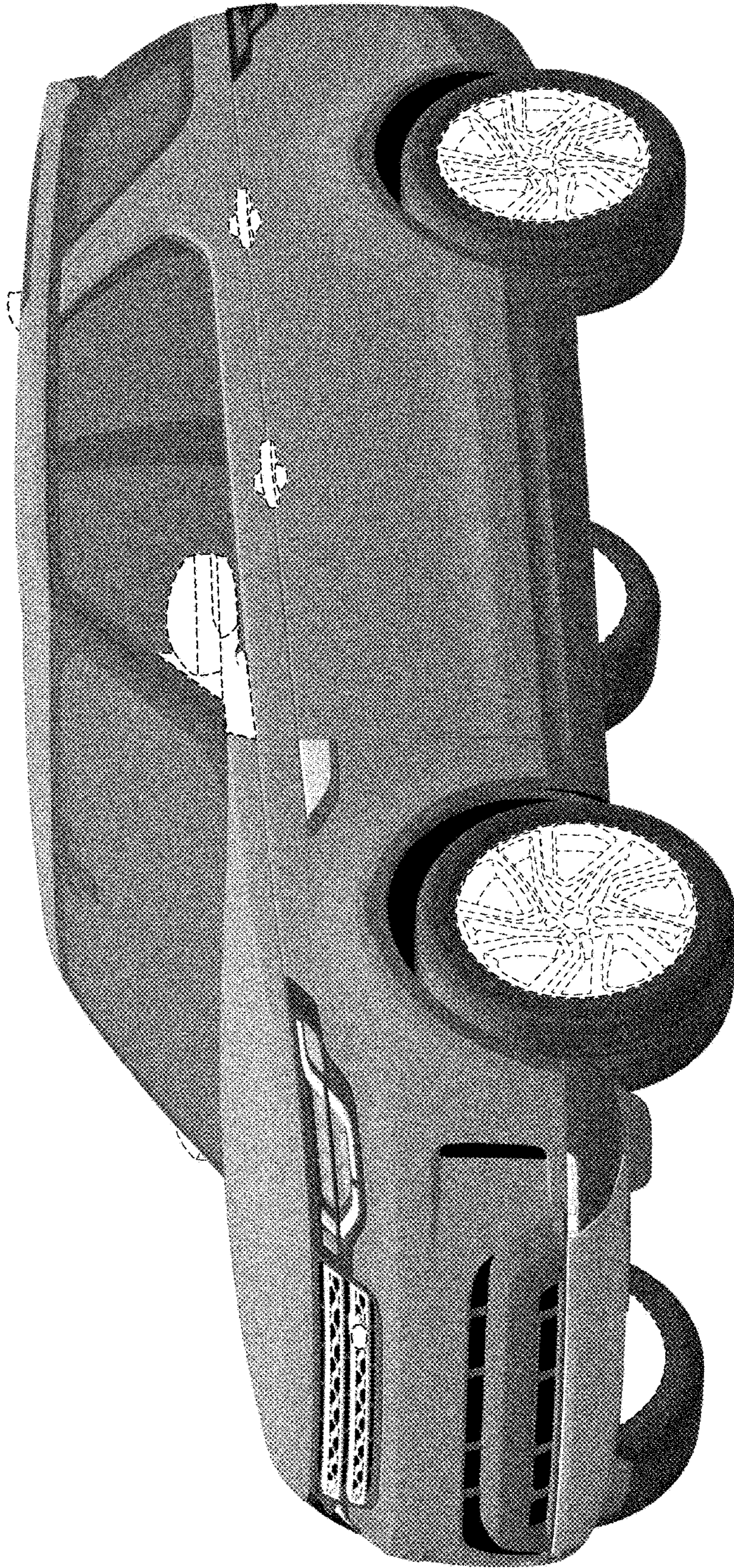


FIG. 1



FIG. 2




FIG. 3



FIG. 4



FIG. 5



FIG. 6




FIG. 7




FIG. 8

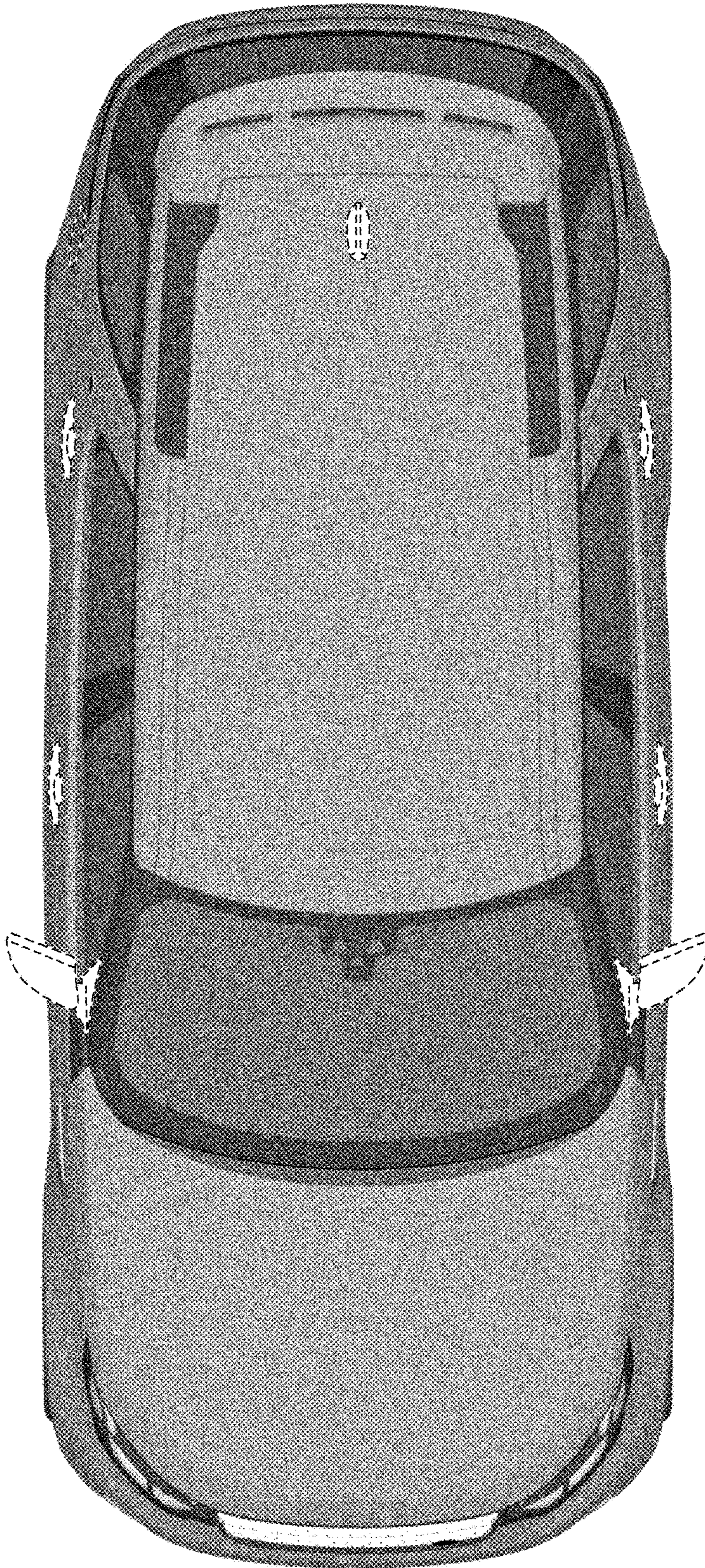


FIG. 9