

US00D818390S

(12) **United States Design Patent** (10) **Patent No.:** **US D818,390 S**
Held (45) **Date of Patent:** **** May 22, 2018**

- (54) **EVENT FLAG**
- (71) Applicant: **Belinda Held**, Butler, PA (US)
- (72) Inventor: **Belinda Held**, Butler, PA (US)
- (**) Term: **15 Years**
- (21) Appl. No.: **29/551,922**
- (22) Filed: **Jan. 19, 2016**

Related U.S. Application Data

- (63) Continuation-in-part of application No. 29/524,321, filed on Apr. 20, 2015, now Pat. No. Des. 787,369.
- (51) **LOC (11) Cl.** **11-05**
- (52) **U.S. Cl.**
USPC **D11/165**
- (58) **Field of Classification Search**
USPC D11/165-172, 181-182; 116/73;
D8/333; D2/605
CPC G09F 7/00; G09F 17/00; G09F 2017/0041;
G09F 15/00; G09F 2003/0266; G09F
2003/0267
See application file for complete search history.

(56) **References Cited**

U.S. PATENT DOCUMENTS

- 4,375,134 A * 3/1983 Sheetz G09F 7/00
116/173
- D316,383 S * 4/1991 Paramore D11/167
- 5,253,608 A * 10/1993 Burke G09F 17/00
116/173
- 5,267,524 A * 12/1993 Maxwell G09F 17/00
116/173
- D371,998 S * 7/1996 Denny D11/172
- 5,533,464 A * 7/1996 Todd G09F 17/00
116/173
- D393,429 S * 4/1998 Creech D11/165

- D422,529 S * 4/2000 Watts, Jr. D11/166
- D442,117 S * 5/2001 Himmelwright D11/165
- D464,590 S * 10/2002 Real D11/165
- D465,434 S * 11/2002 Reilly, Sr. D11/165
- D476,596 S * 7/2003 Preston, Sr. D11/165
- D491,490 S * 6/2004 Real D11/165
- D509,458 S * 9/2005 Puett, III D11/172
- D528,466 S * 9/2006 Huff D11/165
- D546,242 S * 7/2007 Strader D11/165
- D547,059 S * 7/2007 Keller D3/233
- D548,644 S * 8/2007 Hollibaugh D11/165
- D554,021 S * 10/2007 Franklin D11/167
- D584,054 S * 1/2009 Massie D3/244
- D605,975 S * 12/2009 Rene D11/167
- D624,847 S * 10/2010 Czyzewski D11/165
- D638,746 S * 5/2011 Walling D11/172
- D645,780 S * 9/2011 Smith D11/167
- D668,994 S * 10/2012 Juelg D11/181
- D675,547 S * 2/2013 Capehart D11/172
- D700,264 S * 2/2014 Smith D22/108

(Continued)

Primary Examiner — Robin V Webster
Assistant Examiner — James C Thorn, Sr.
(74) *Attorney, Agent, or Firm* — Gwen R. Acker Wood;
Acker Wood IP Law

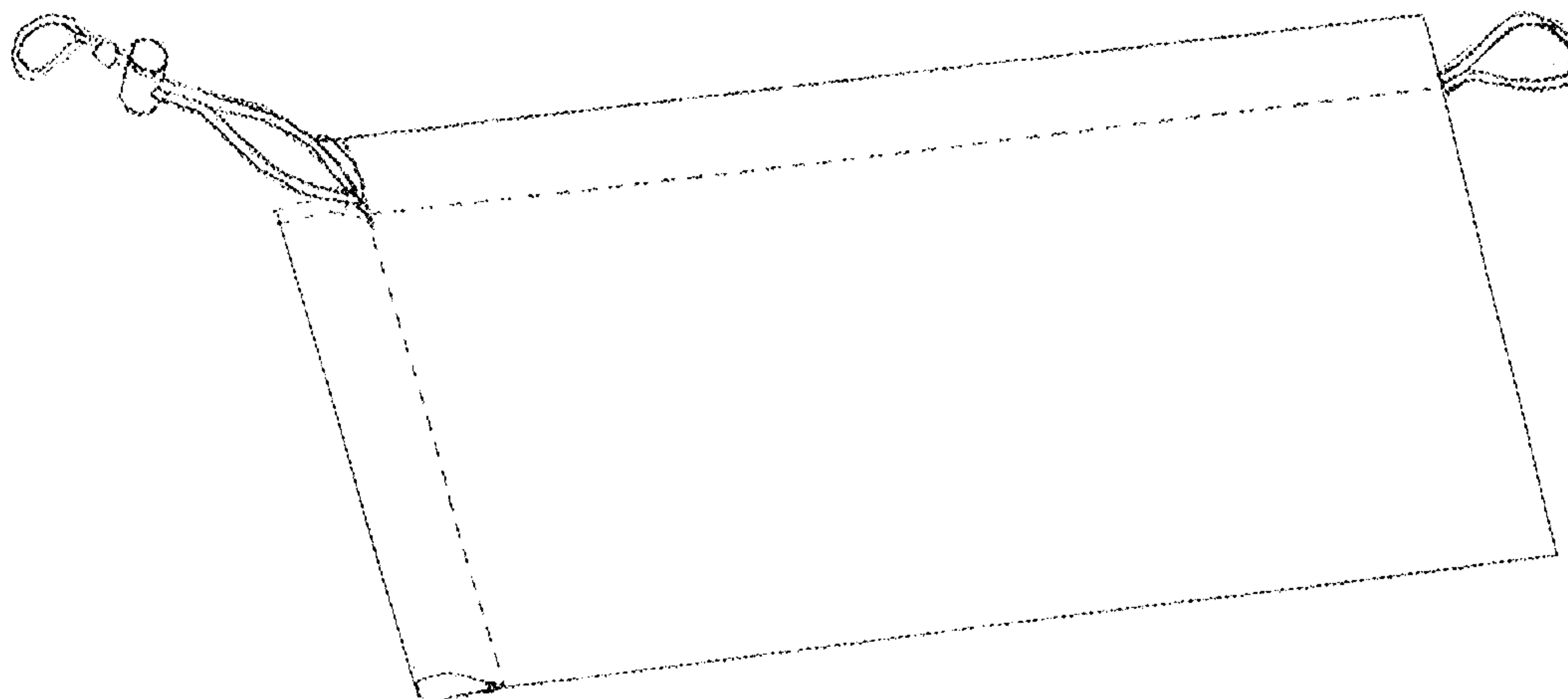
(57) **CLAIM**

The ornamental design for an event flag, as shown and described.

DESCRIPTION

FIG. 1 is a front perspective view of an event flag according to our new design; and,
FIG. 2 is a front perspective view of the event flag of FIG. 1 without the left and right attachments.
The broken lines in the figures are part of the claimed design and are used to illustrate stitching in our new design.
Back views are not shown as they are mirror images of the front views of our design.

1 Claim, 2 Drawing Sheets



(56)

References Cited

U.S. PATENT DOCUMENTS

8,695,252	B2 *	4/2014	Urbina	G09F 17/00 116/173
D711,283	S *	8/2014	Lundberg	D11/165
D738,073	S *	9/2015	Chenciner	D2/903
D738,703	S *	9/2015	Thomson	D8/333
D769,623	S *	10/2016	Dooney	D3/318
D775,456	S *	1/2017	Braccia	D2/840
2015/0310779	A1 *	10/2015	Raymond, III	G09F 17/00 116/173

* cited by examiner

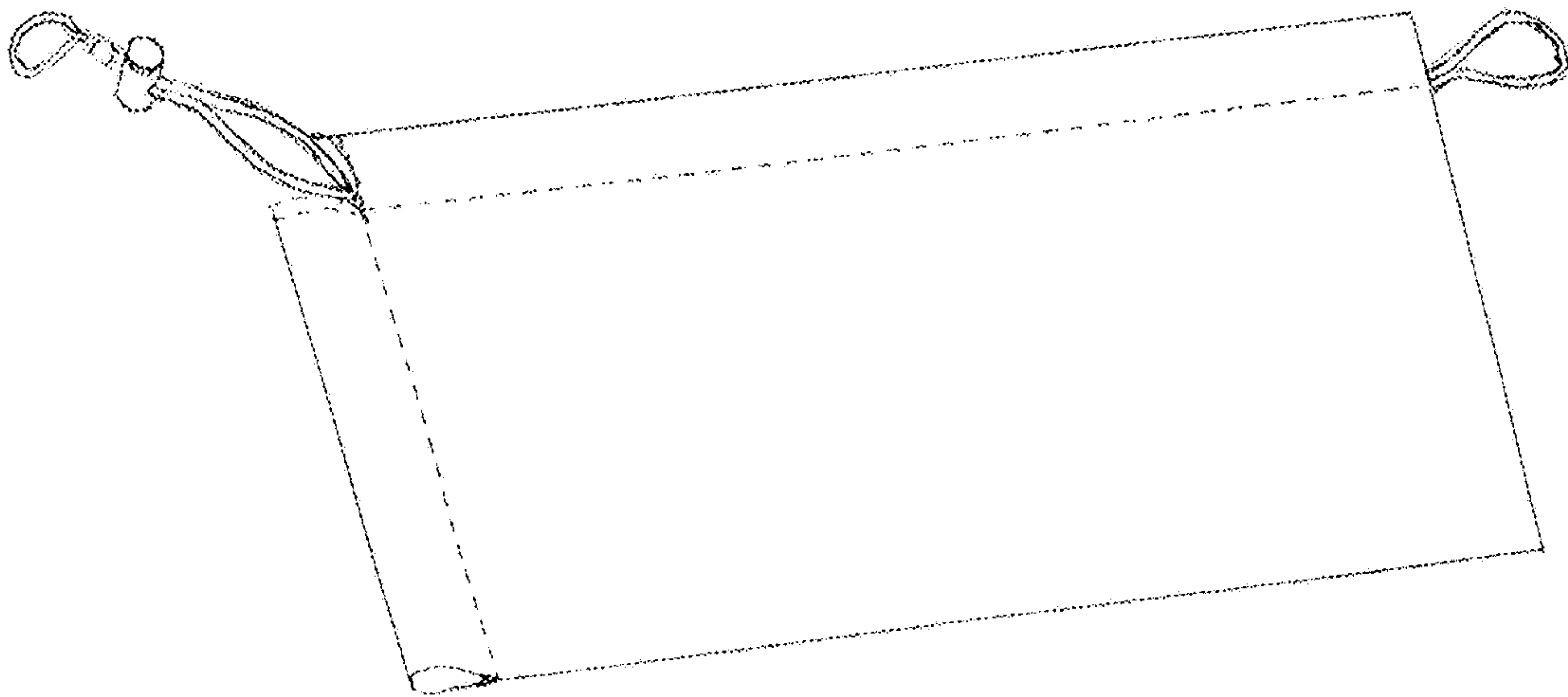


FIG. 1

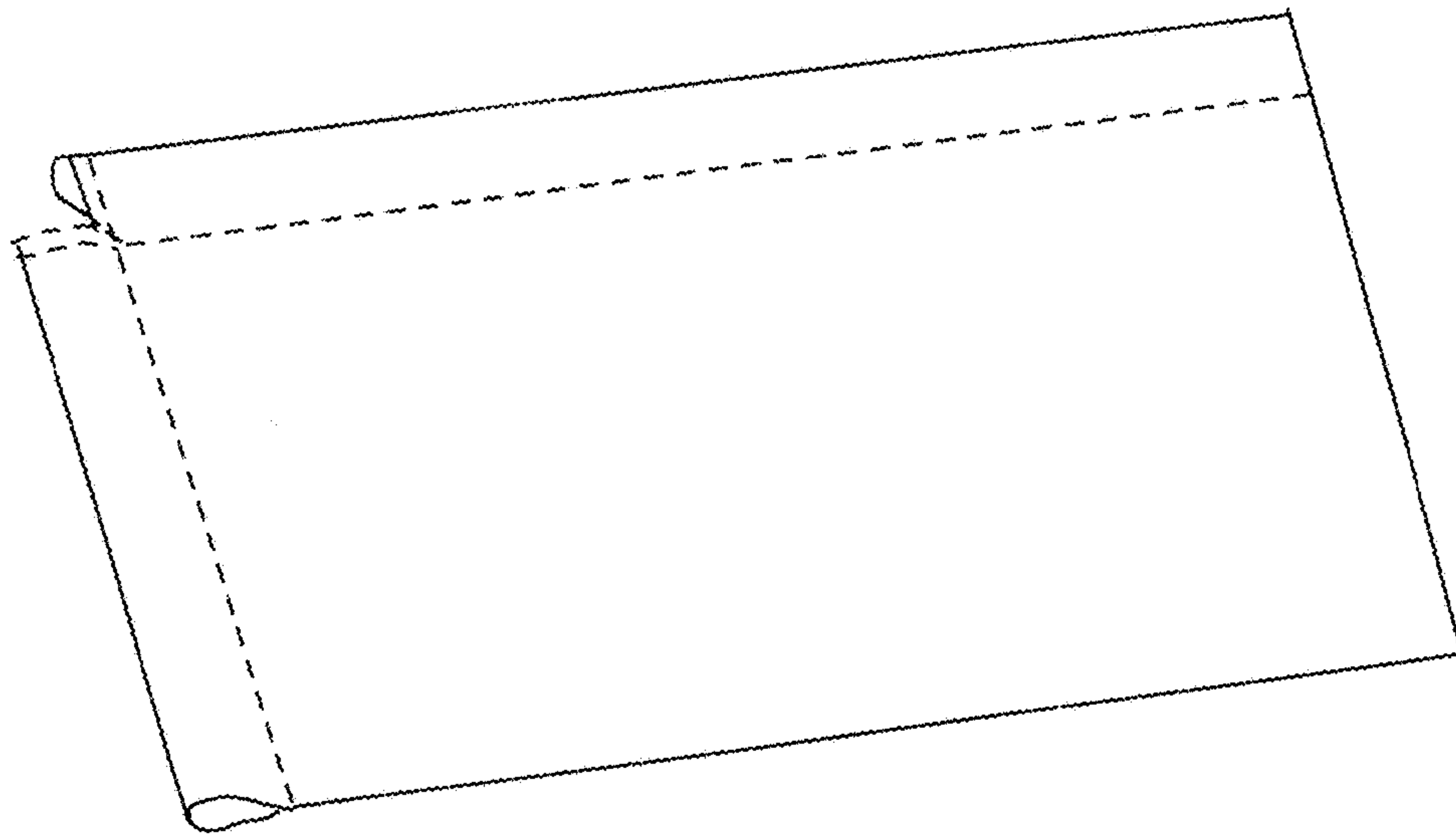


FIG. 2