



US00D818374S

(12) **United States Design Patent** (10) **Patent No.:** **US D818,374 S**
Wilson (45) **Date of Patent:** **** May 22, 2018**

(54) **POUCH**

(71) Applicant: **MCCORMICK & COMPANY, INCORPORATED**, Sparks, MD (US)

(72) Inventor: **Tracie L. C. Wilson**, Westminster, MD (US)

(73) Assignee: **MCCORMICK & COMPANY, INCORPORATED**, Sparks, MD (US)

(**) Term: **15 Years**

(21) Appl. No.: **29/569,208**

(22) Filed: **Jun. 24, 2016**

Related U.S. Application Data

(63) Continuation of application No. 29/516,412, filed on Feb. 2, 2015, now Pat. No. Des. 763,101.

(51) **LOC (11) Cl.** **09-05**

(52) **U.S. Cl.**
USPC **D9/707**

(58) **Field of Classification Search**

USPC D9/702-714, 720-722, 414, 434-435, D9/696, 716, 771, 447, 516-517, D9/738-747, 544, 520-521; D24/118, D24/207, 108; 383/6, 9, 22, 96, 61.1, 383/80-81, 104, 901, 63, 203, 107, 383/119-120, 123, 61.2, 44; 220/675, 220/495.03; 215/381-385, 400, 328, 316; 206/484; D3/202; 428/34.3; 222/92, 222/215, 95, 107; 604/408, 403, 415
CPC ... B65D 1/00; B65D 1/02; B65D 1/09; B65D 1/10; B65D 1/32; B65D 1/0223; B65D 65/02; B65D 65/10; B65D 65/38; B65D 35/00; B65D 35/02; B65D 35/04; B65D 35/08; B65D 35/26; B65D 33/00; B65D 33/16; B65D 81/00; B65D 81/02; B65D 81/36

See application file for complete search history.

(56) **References Cited**

U.S. PATENT DOCUMENTS

D594,752 S *	6/2009	Medema	D9/707
D639,185 S	6/2011	Hung		
D645,762 S	9/2011	Hong		
D654,372 S	2/2012	Hung		
D669,795 S	10/2012	Larkin		
D674,290 S	1/2013	Berman		
D676,763 S	2/2013	Kenmotsu		
D687,718 S	8/2013	Copeland		
D688,139 S	8/2013	Larkin		

(Continued)

OTHER PUBLICATIONS

http://www.free_stuffinder.com/0-39-req-1-14-mccormick-sillet-sauce-at-walmart/, Jan. 5, 2015.

(Continued)

Primary Examiner — Abraham Bahta

(74) *Attorney, Agent, or Firm* — Greenblum & Bernstein, P.L.C.

(57) **CLAIM**

I claim the ornamental design for a pouch, as shown and described.

DESCRIPTION

FIG. 1 is a front elevational view of a pouch, the rear elevational view being a mirror image of the front elevational view shown;

FIG. 2 is a right side elevational view thereof;


FIG. 3 is a left side elevational view thereof;

FIG. 4 is a top plan view thereof; and,

FIG. 5 is a bottom plan view thereof.

The broken line shown in FIG. 5 is included for the purpose of illustrating environmental structure and forms no part of the claimed design.

1 Claim, 3 Drawing Sheets



(56)

References Cited

U.S. PATENT DOCUMENTS

D698,663 S * 2/2014 Lin D9/707
D699,590 S 2/2014 Anastasiadis
D734,676 S 7/2015 Kojime
D744,854 S 12/2015 Murray
D747,656 S 1/2016 May
D763,101 S 8/2016 Wilson

OTHER PUBLICATIONS

[Http://www.thecharristerdeals.com/weekly-deals/harris-teeter-deals-the-must-do-deals-this-week-during-super-doubles/](http://www.thecharristerdeals.com/weekly-deals/harris-teeter-deals-the-must-do-deals-this-week-during-super-doubles/), Jan. 26, 2015.

<http://rufflesandruffels.com/2015/02/black-bean-taco-salad-chipolte-garlic-sundaysuper-mcskilletsauce/>, Feb. 1, 2015.

* cited by examiner

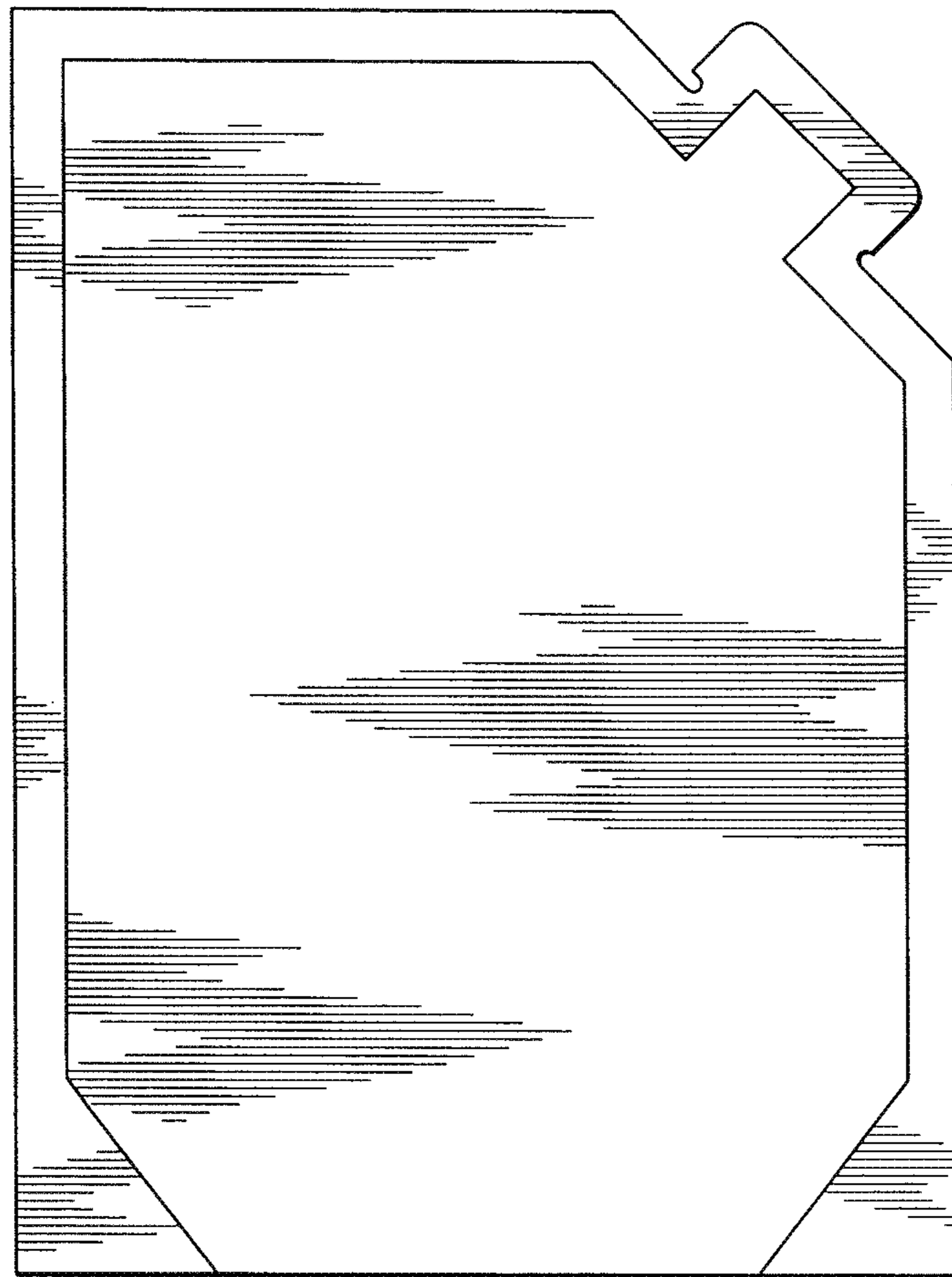


Fig. 1



Fig. 2



Fig. 3




Fig. 4



Fig. 5