



US00D818364S

(12) **United States Design Patent**
Rashid

(10) **Patent No.:** **US D818,364 S**

(45) **Date of Patent:** **** May 22, 2018**

(54) **WINE BOTTLE**

(71) Applicant: **VINEBOX Inc.**, San Francisco, CA
(US)

(72) Inventor: **Karim Rashid**, New York, NY (US)

(73) Assignee: **VINEBOX Inc.**, San Francisco, CA
(US)

(**) Term: **15 Years**

(21) Appl. No.: **29/596,816**

(22) Filed: **Mar. 10, 2017**

(51) **LOC (11) Cl.** **09-01**

(52) **U.S. Cl.**
USPC **D9/500**; D9/520

(58) **Field of Classification Search**
USPC D9/500, 503, 505, 516, 520, 530, 537,
D9/539, 544-545, 549, 558, 715, 719;
D7/300, 598; D24/224
CPC B65D 1/00; B65D 1/02; B65D 1/0223;
B65D 23/00; B65D 81/00; B65D
2501/00; B65D 2501/0009
See application file for complete search history.

(56) **References Cited**

U.S. PATENT DOCUMENTS

959,772	A	*	5/1910	Maney	A47B 73/00 211/74
D117,266	S	*	10/1939	Gerhart	D9/500
D124,880	S	*	1/1941	Teunisz	229/4.5
D184,391	S	*	2/1959	Du Pree	D9/520
D203,008	S	*	11/1965	Ota	D28/91.1
D264,937	S	*	6/1982	Groark	D9/500
D359,688	S	*	6/1995	Rosen	D9/452
D483,264	S	*	12/2003	Canepa	D9/500
D485,885	S	*	1/2004	Bonelli	D23/207
D522,369	S	*	6/2006	Penn	D9/520

D543,459	S	*	5/2007	Konieczny	D9/439
D577,126	S	*	9/2008	Woeste	D24/224
D642,469	S	*	8/2011	Lauret	D9/500
D704,069	S	*	5/2014	Handy	D9/685
D720,618	S	*	1/2015	Handy	D9/500

OTHER PUBLICATIONS

Schweppes, believed to have been published by no later than Feb. 27, 2017.

Pyrex, believed to have been published by no later than Feb. 27, 2017.

* cited by examiner

Primary Examiner — Dana L Meyrow

(74) *Attorney, Agent, or Firm* — Bockhop Intellectual Property Law, LLC; Bryan W. Bockhop

(57) **CLAIM**

The ornamental design for a wine bottle, as shown and described.

DESCRIPTION

FIG. 1 is an overhead isometric view of the top, front and side of a wine bottle showing my design.

FIG. 2 is a front elevational view of the wine bottle shown in FIG. 1, the back being a mirror image of the front.

FIG. 3 is a right side elevational view of the wine bottle shown in FIG. 1, the left side being a mirror image of the right side

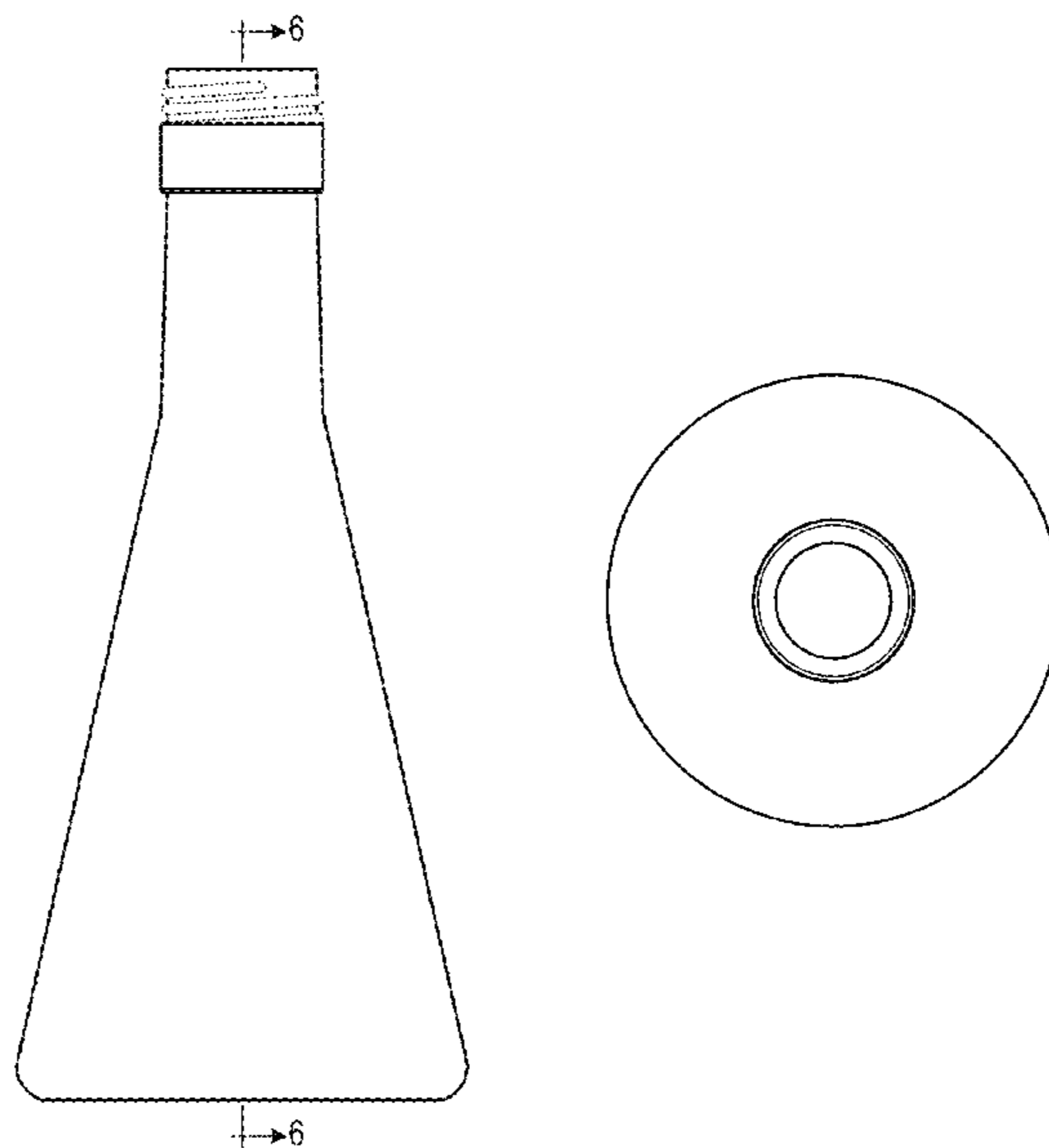
FIG. 4 is a top plan view of the wine bottle shown in FIG. 1.

FIG. 5 is a bottom plan view of the wine bottle shown in FIG. 1; and,

FIG. 6 is a cross-sectional view of the wine bottle shown in FIG. 2, taken along line 6-6.

The broken lines shown are for illustrative purposes only and form no part of the claimed design.

1 Claim, 3 Drawing Sheets



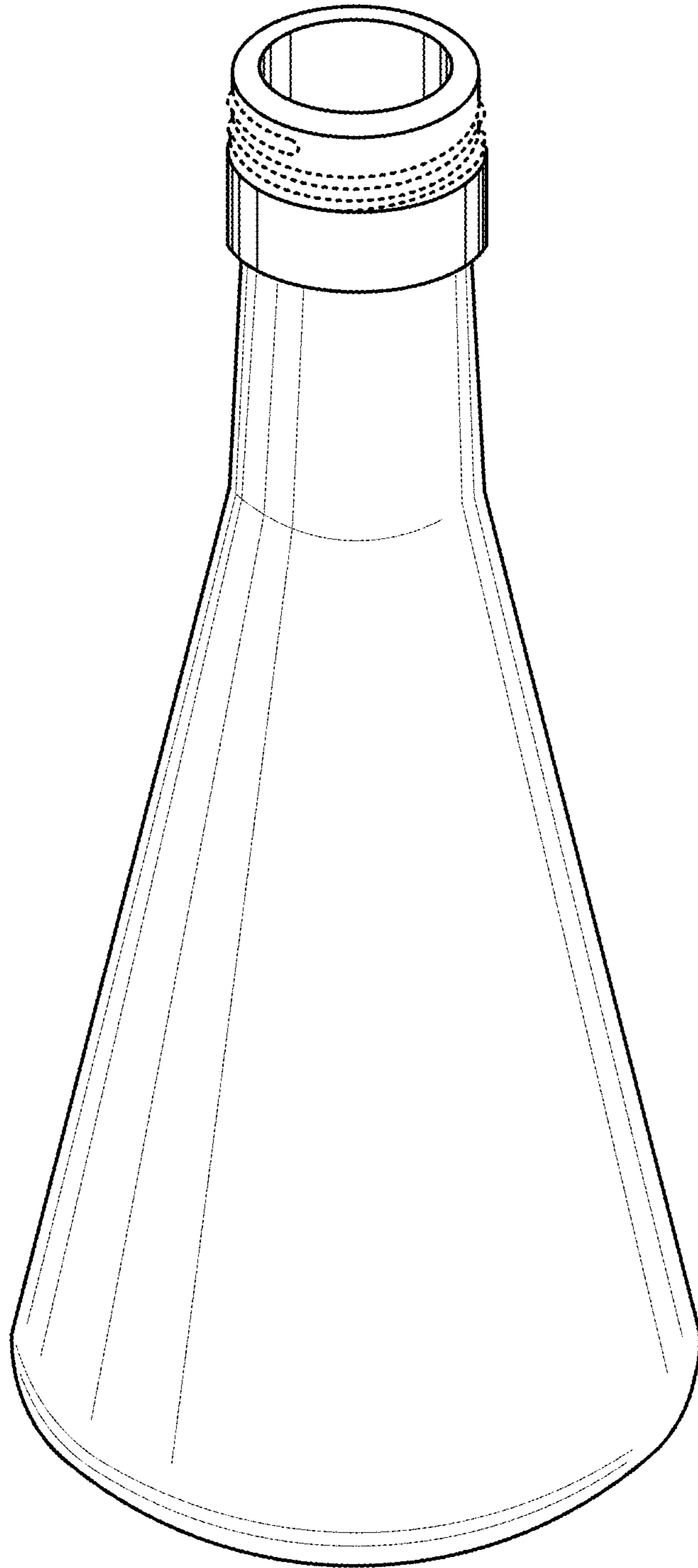


FIG. 1

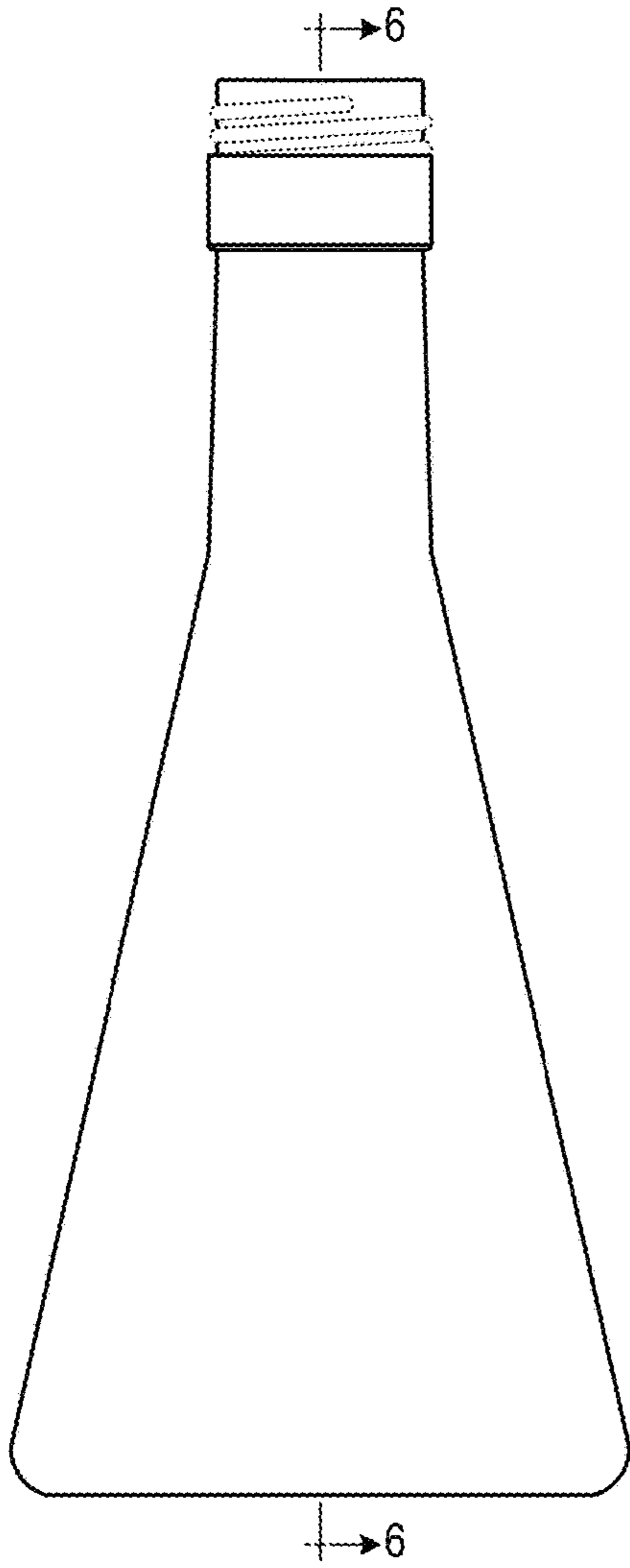


FIG. 2

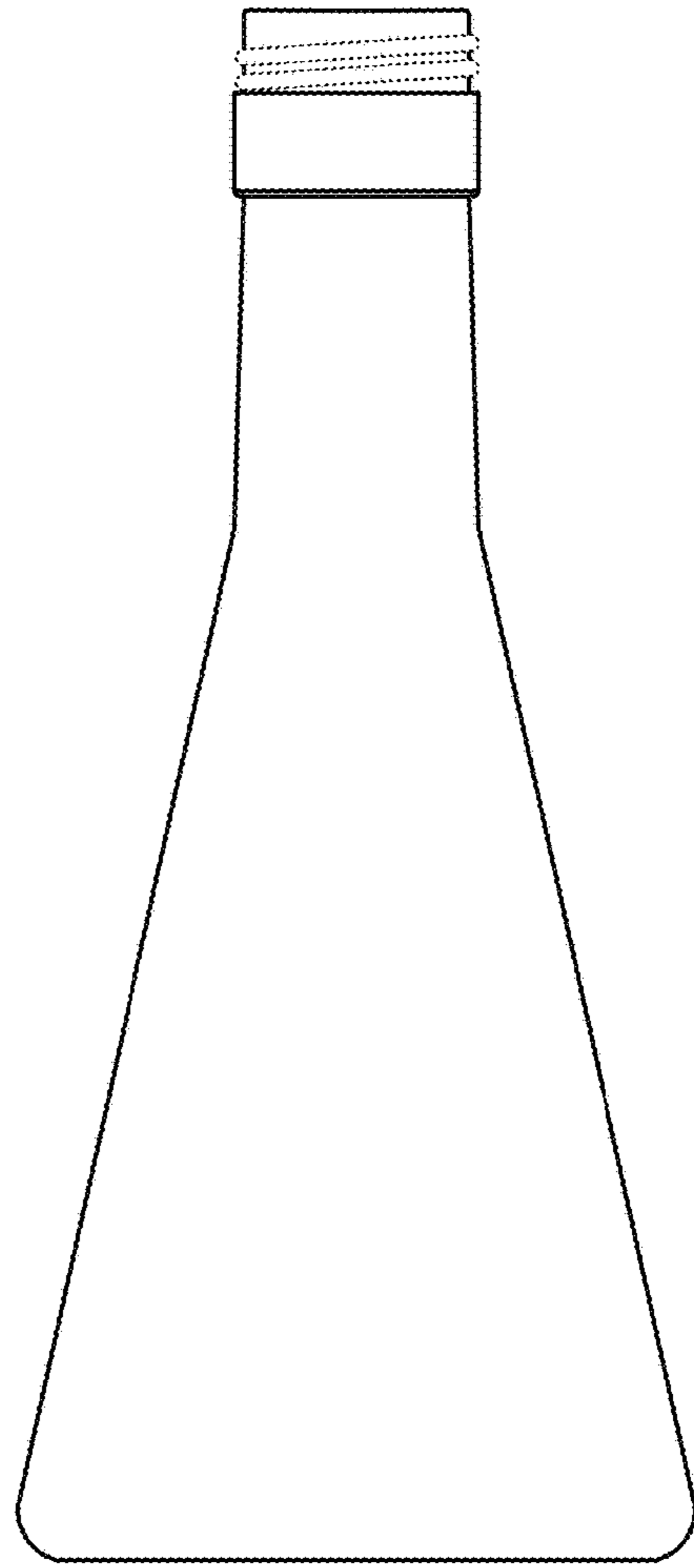


FIG. 3

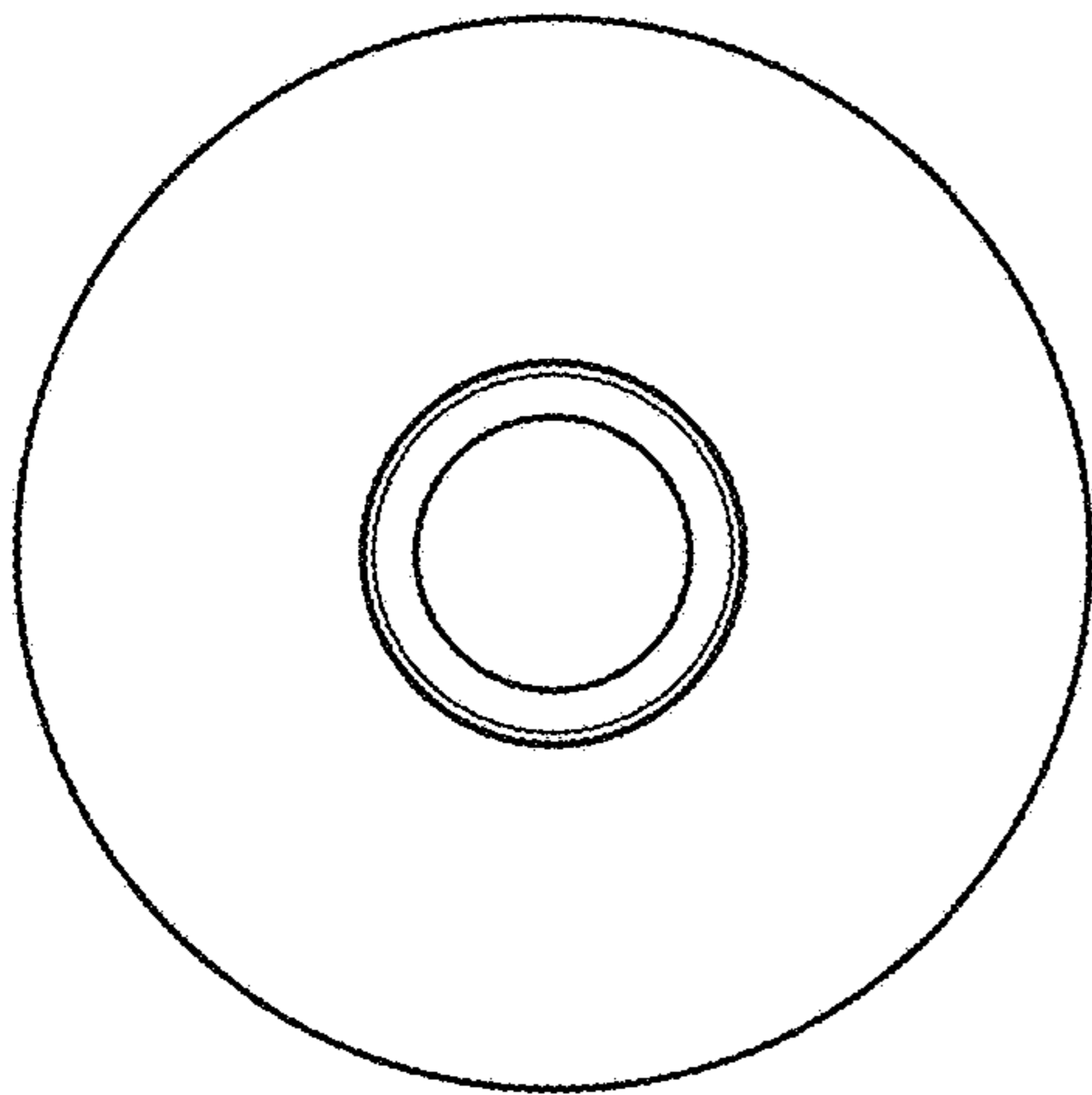


FIG. 4

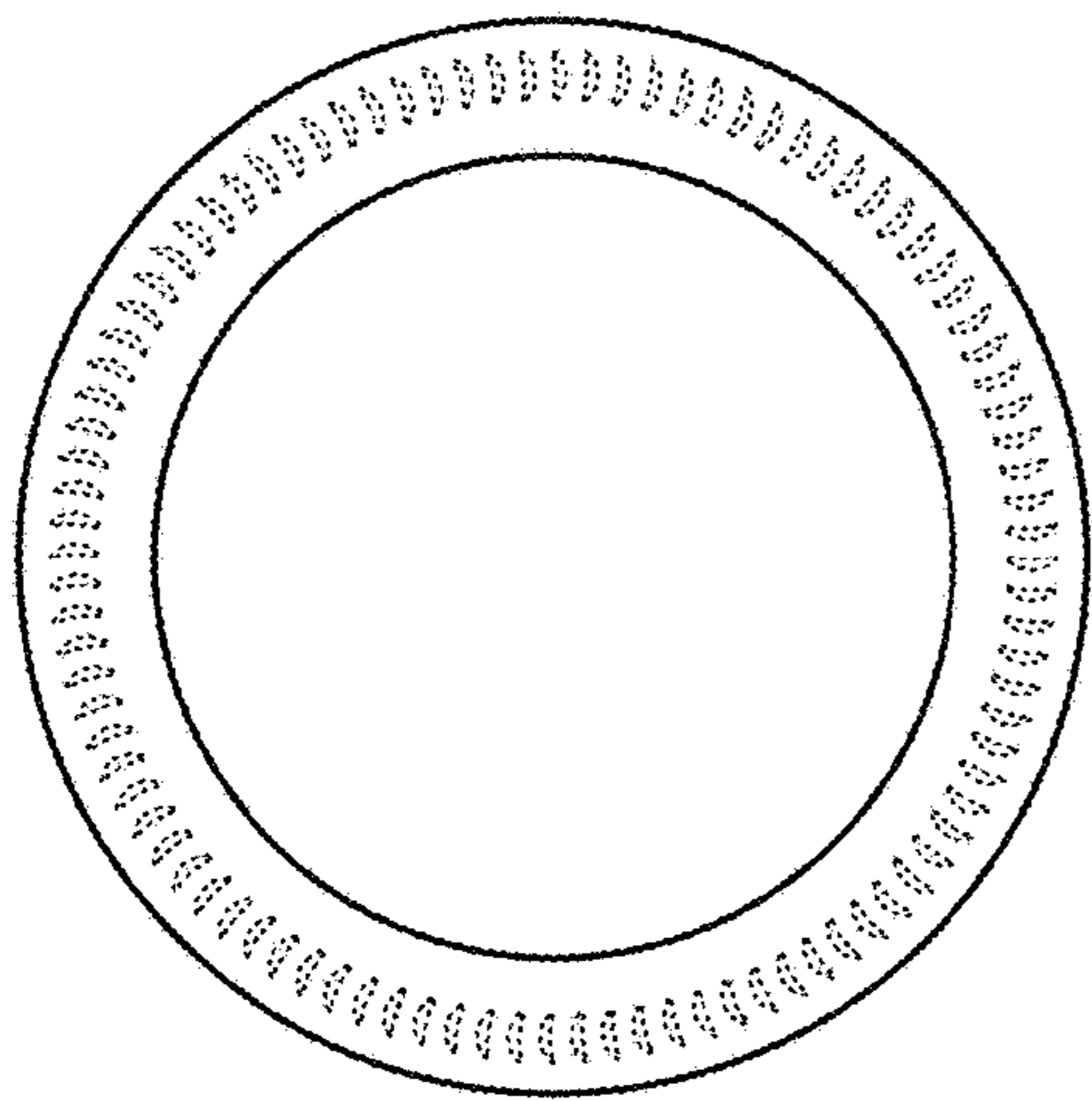


FIG. 5

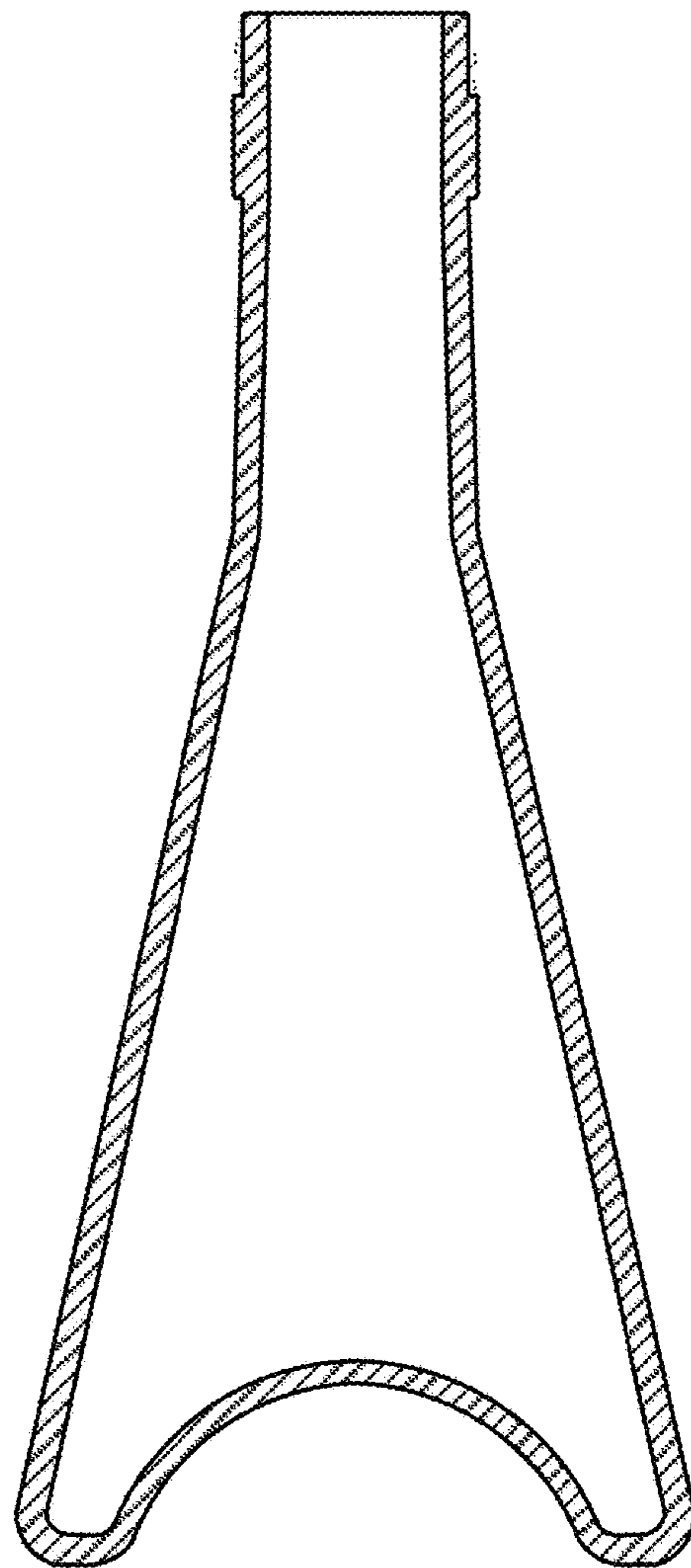


FIG. 6