



US00D818292S

(12) **United States Design Patent** (10) **Patent No.:** **US D818,292 S**
Yoshioka et al. (45) **Date of Patent:** **** May 22, 2018**

(54) STORAGE RACK	D565,324 S * 4/2008 Sparkowski D6/675.2
	D635,801 S * 4/2011 Stubis D6/675.1
(71) Applicant: Panasonic Intellectual Property Management Co., Ltd., Osaka (JP)	8,079,313 B2 * 12/2011 Sparkowski A47F 5/0018 108/110
	D657,591 S * 4/2012 Sanchez D6/675.1
(72) Inventors: Masaya Yoshioka, Osaka (JP); Shigeyuki Ueda, Hyogo (JP)	D731,823 S * 6/2015 Kelinske D6/675.1
	D747,902 S * 1/2016 Matloff D6/678.1
	D754,458 S * 4/2016 Mason D6/675.1
	D784,738 S * 4/2017 Wang D6/683.1
	D811,782 S * 3/2018 Rodriguez D6/675.2
(73) Assignee: Panasonic Intellectual Property Management Co., Ltd., Osaka (JP)	

FOREIGN PATENT DOCUMENTS

(**) Term: **15 Years** JP D1155435 10/2002

(21) Appl. No.: **29/591,062** * cited by examiner

(22) Filed: **Jan. 16, 2017** *Primary Examiner* — Kelley Donnelly

(30) **Foreign Application Priority Data** (74) *Attorney, Agent, or Firm* — Panasonic IP Management; Kerry S. Culpepper

Jul. 25, 2016 (JP) 2016-015713

(51) **LOC (11) Cl.** **06-06**

(52) **U.S. Cl.**
USPC **D6/678.1**

(58) **Field of Classification Search**
USPC D6/574, 672, 678, 678.1, 678.2
CPC A47B 45/00; A47B 57/00; A47B 63/00;
A47F 5/0018; A47F 5/0025; A47F
5/0031; A47F 7/00
See application file for complete search history.

(56) **References Cited**

U.S. PATENT DOCUMENTS

D538,556 S * 3/2007 Arias D6/678.1
D554,901 S * 11/2007 Bretz D6/675.4

Primary Examiner — Kelley Donnelly
(74) *Attorney, Agent, or Firm* — Panasonic IP Management; Kerry S. Culpepper

(57) **CLAIM**

We claim the ornamental design for a storage rack, as shown and described.

DESCRIPTION

FIG. 1 is a front perspective view of a storage rack of the present invention;
FIG. 2 is a front view thereof;
FIG. 3 is a rear view thereof;
FIG. 4 is a first side view thereof;
FIG. 5 is a second side view thereof;
FIG. 6 is a top view thereof;
FIG. 7 is a bottom view thereof; and,
FIG. 8 is a cross-sectional view taken along the line 8-8 in FIG. 2 thereof.

1 Claim, 8 Drawing Sheets

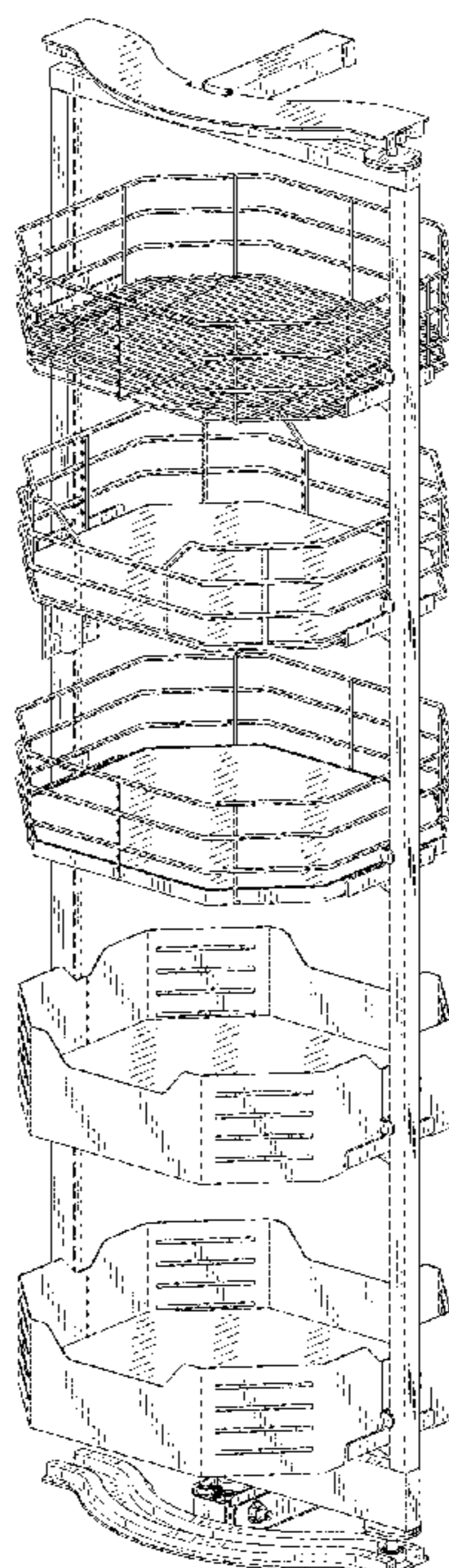


FIG. 1

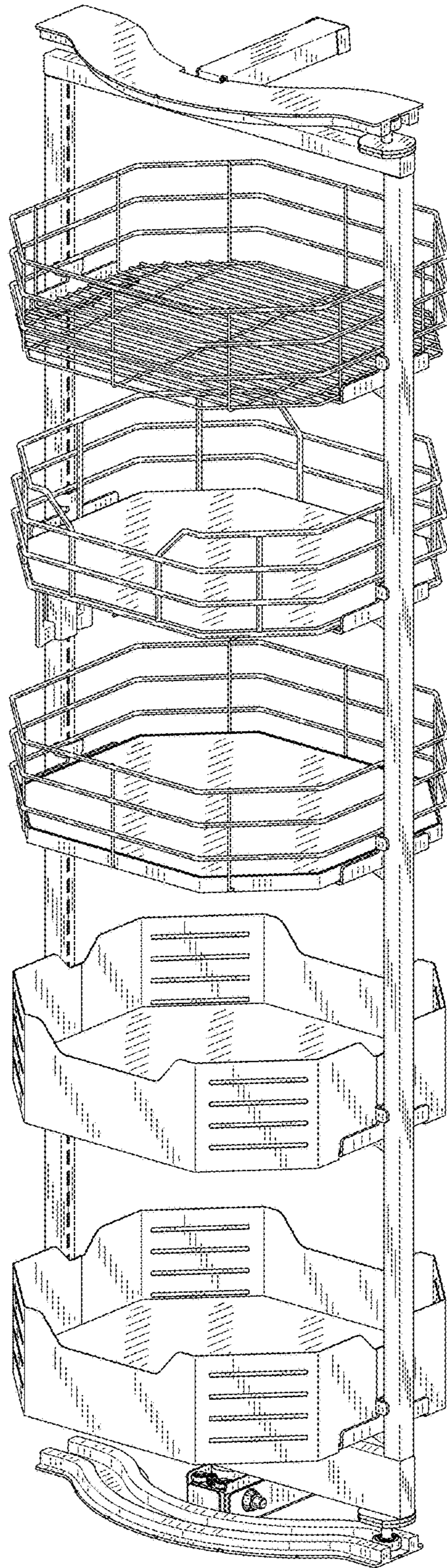


FIG. 2

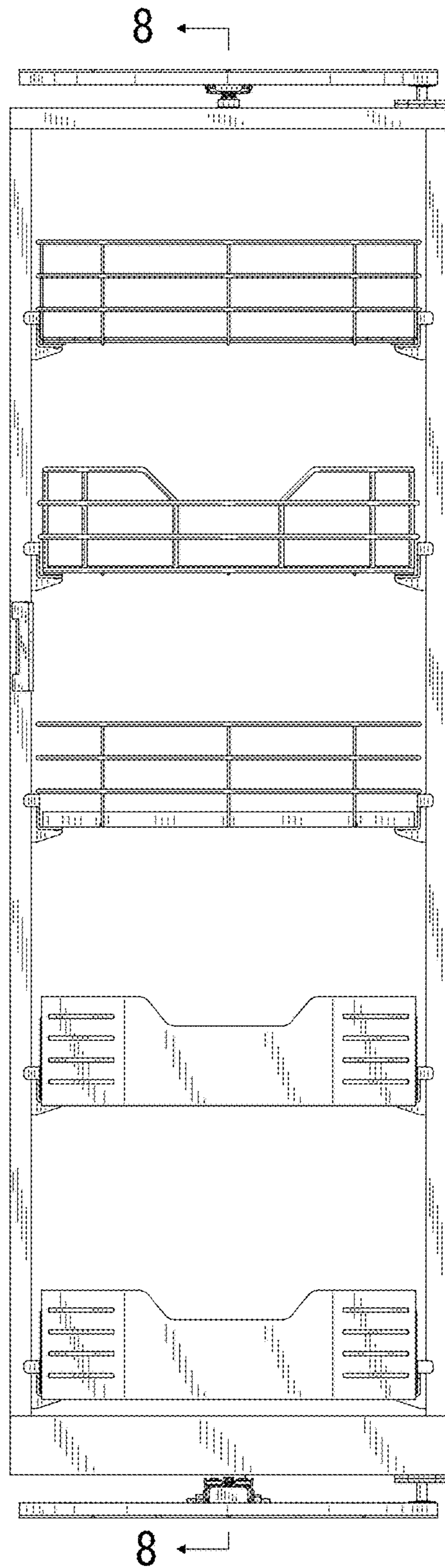


FIG. 3

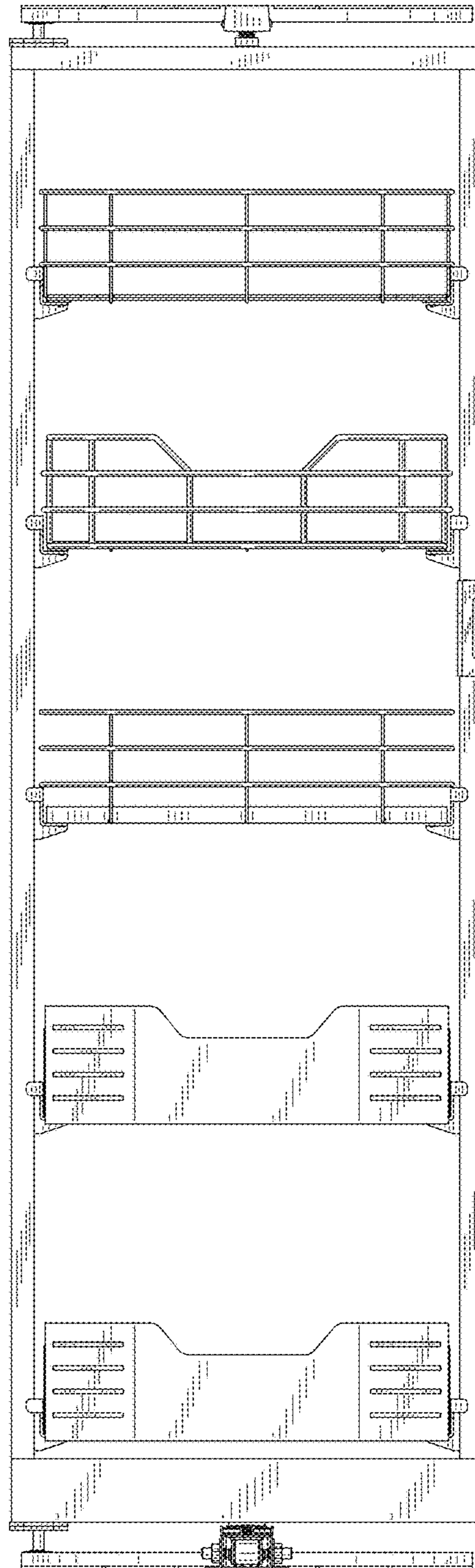


FIG. 4

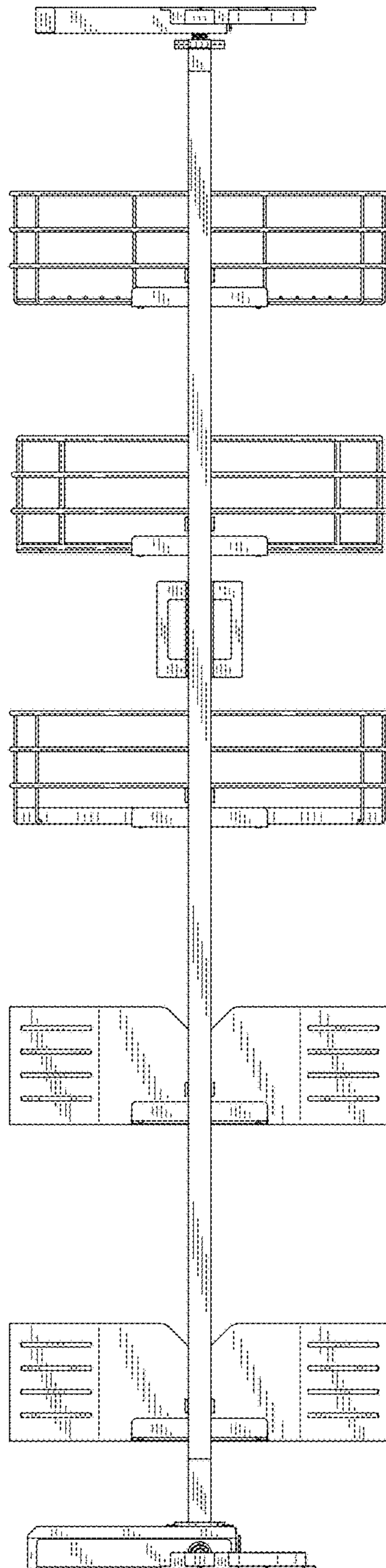


FIG. 5

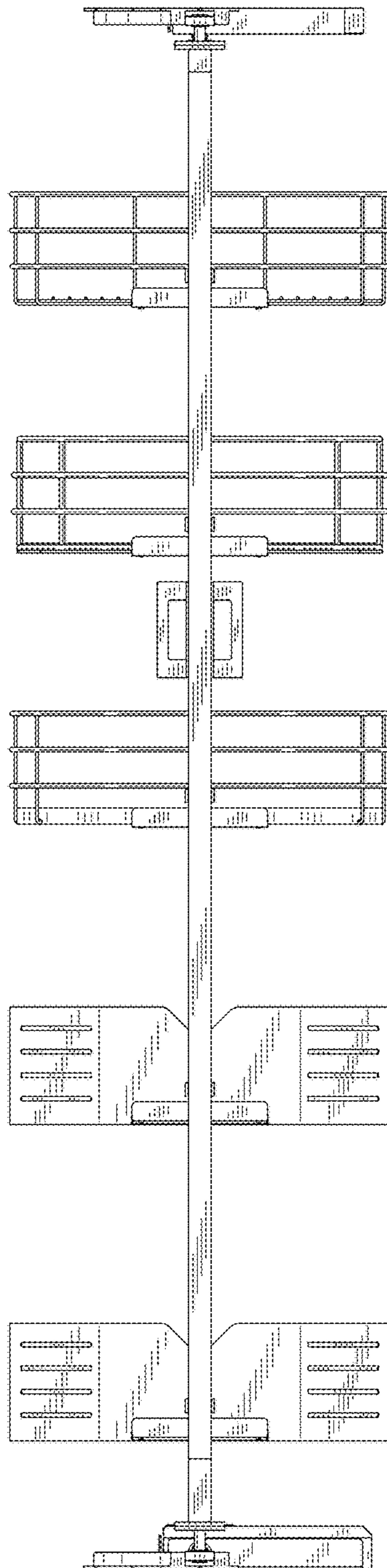


FIG. 6

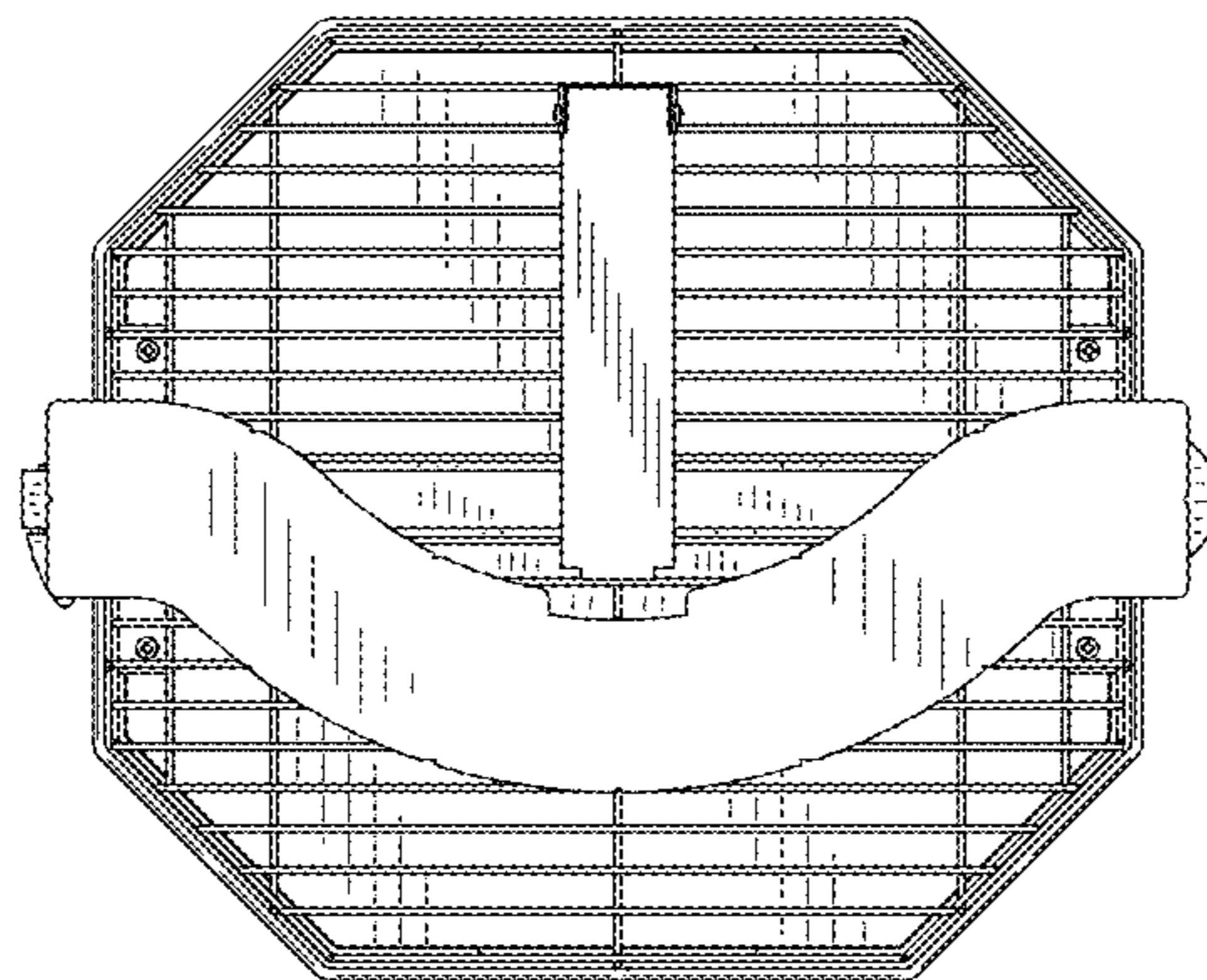


FIG. 7

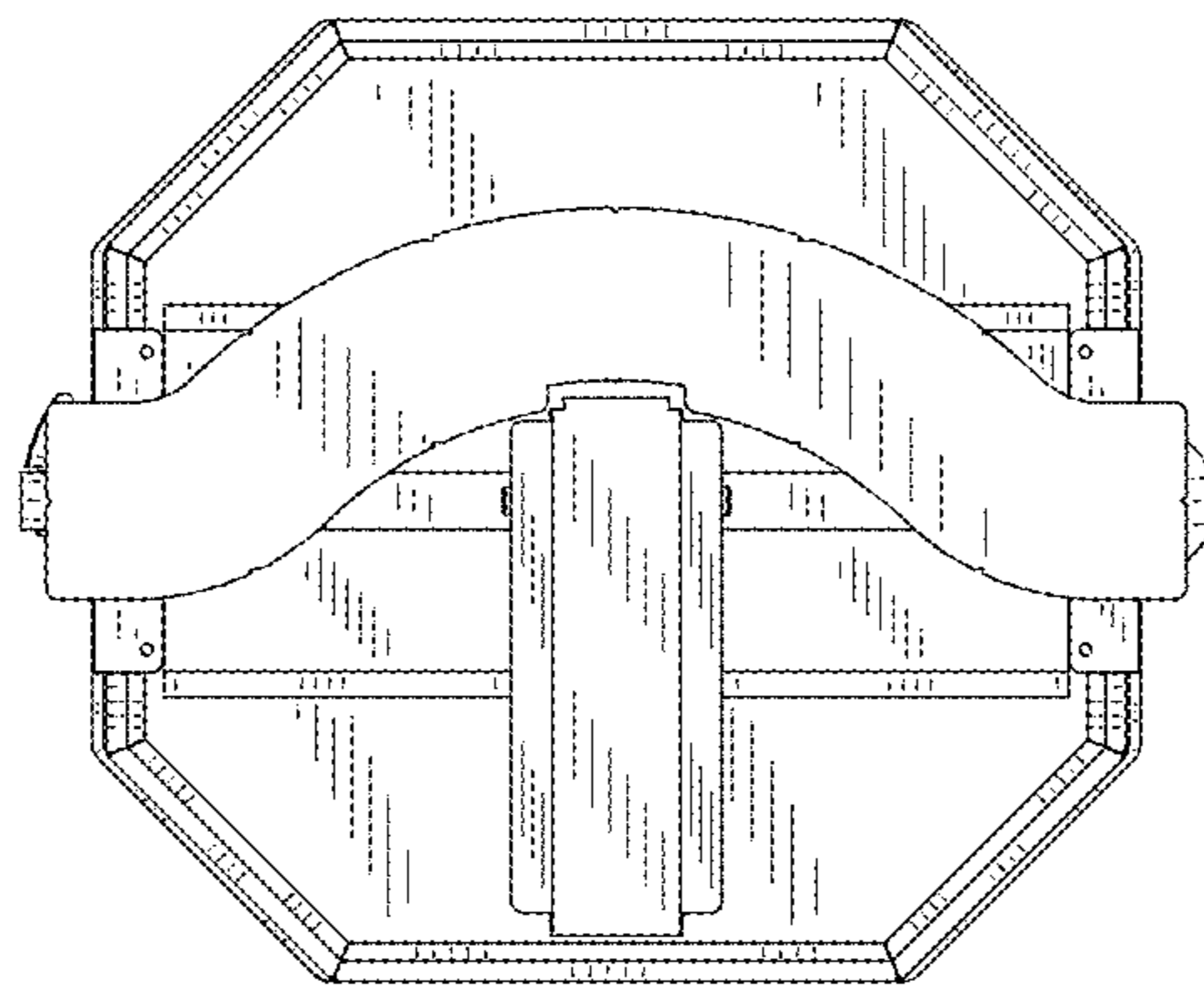


FIG. 8

