



US00D818289S

(12) **United States Design Patent** (10) **Patent No.:** **US D818,289 S**  
**Facco et al.** (45) **Date of Patent:** **\*\* May 22, 2018**

(54) **CUSHION**  
(71) Applicants: **Mirko Facco**, Padua (IT); **Alberto Bellot**, Vicenza (IT)  
(72) Inventors: **Mirko Facco**, Padua (IT); **Alberto Bellot**, Vicenza (IT)  
(73) Assignee: **Technogel Italia S.r.l.** (IT)  
(\*\*) Term: **15 Years**  
(21) Appl. No.: **29/598,829**  
(22) Filed: **Mar. 29, 2017**  
(51) **LOC (11) Cl.** ..... **06-09**  
(52) **U.S. Cl.**  
USPC ..... **D6/601**  
(58) **Field of Classification Search**  
USPC ..... D6/595-601, 604, 611; D21/803, 804; D24/183  
CPC ..... A47C 7/12; A47C 7/021; A47C 7/383; A47C 7/425; A47C 7/428; A47C 7/546; A47C 16/00; A47C 20/00; A47C 20/02; A47C 20/021; A47C 20/026; A47C 20/027; A47C 31/11; A47C 27/001; A47C 27/081; A47C 1/146; A47G 9/00; A47G 9/10; A47G 9/07; A47G 9/1027; A47G 9/1045; A47G 9/1054; A47G 9/1063; A47G 9/1072; A47G 9/1081; A47G 9/109; A47G 2009/1018; A47G 2009/1036  
See application file for complete search history.

(56) **References Cited**  
U.S. PATENT DOCUMENTS  
D322,533 S \* 12/1991 Hudson ..... D6/601  
D338,797 S \* 8/1993 Huls ..... D6/596  
D349,541 S \* 8/1994 Bertolucci ..... D21/686  
D363,403 S \* 10/1995 Dixon ..... 5/636

D375,863 S \* 11/1996 Bigolin ..... D6/596  
D388,648 S \* 1/1998 Bates ..... 5/636  
D418,711 S \* 1/2000 Mettler ..... D6/601  
D484,349 S \* 12/2003 Fujita ..... D6/601  
D495,540 S \* 9/2004 Lipsztein ..... D6/601  
D497,761 S \* 11/2004 Martin ..... D6/601  
D507,142 S \* 7/2005 Akamatsu ..... D6/601  
D516,855 S \* 3/2006 Akamatsu ..... D6/601  
D529,326 S \* 10/2006 Martin ..... D6/601  
D591,548 S \* 5/2009 LaFratta ..... D6/601  
D652,240 S \* 1/2012 Colman ..... D6/601  
D668,092 S \* 10/2012 Davis ..... D6/601  
D737,074 S \* 8/2015 Sobran ..... D6/601  
9,138,084 B1 \* 9/2015 Namolovan ..... A47G 9/007  
D758,101 S \* 6/2016 Mason ..... D6/601  
D758,102 S \* 6/2016 Mason ..... D6/601  
D758,103 S \* 6/2016 Mason ..... D6/601  
D759,404 S \* 6/2016 Alletto, Jr. .... D6/601  
D759,991 S \* 6/2016 Jing ..... D6/601  
D760,512 S \* 7/2016 Atawane ..... D6/601  
D766,014 S \* 9/2016 Choi ..... D6/601  
D797,473 S \* 9/2017 Wilkinson ..... D24/184  
D805,323 S \* 12/2017 Chan ..... D6/601  
2005/0273935 A1 \* 12/2005 Cordova ..... A47C 7/383 5/652

(Continued)

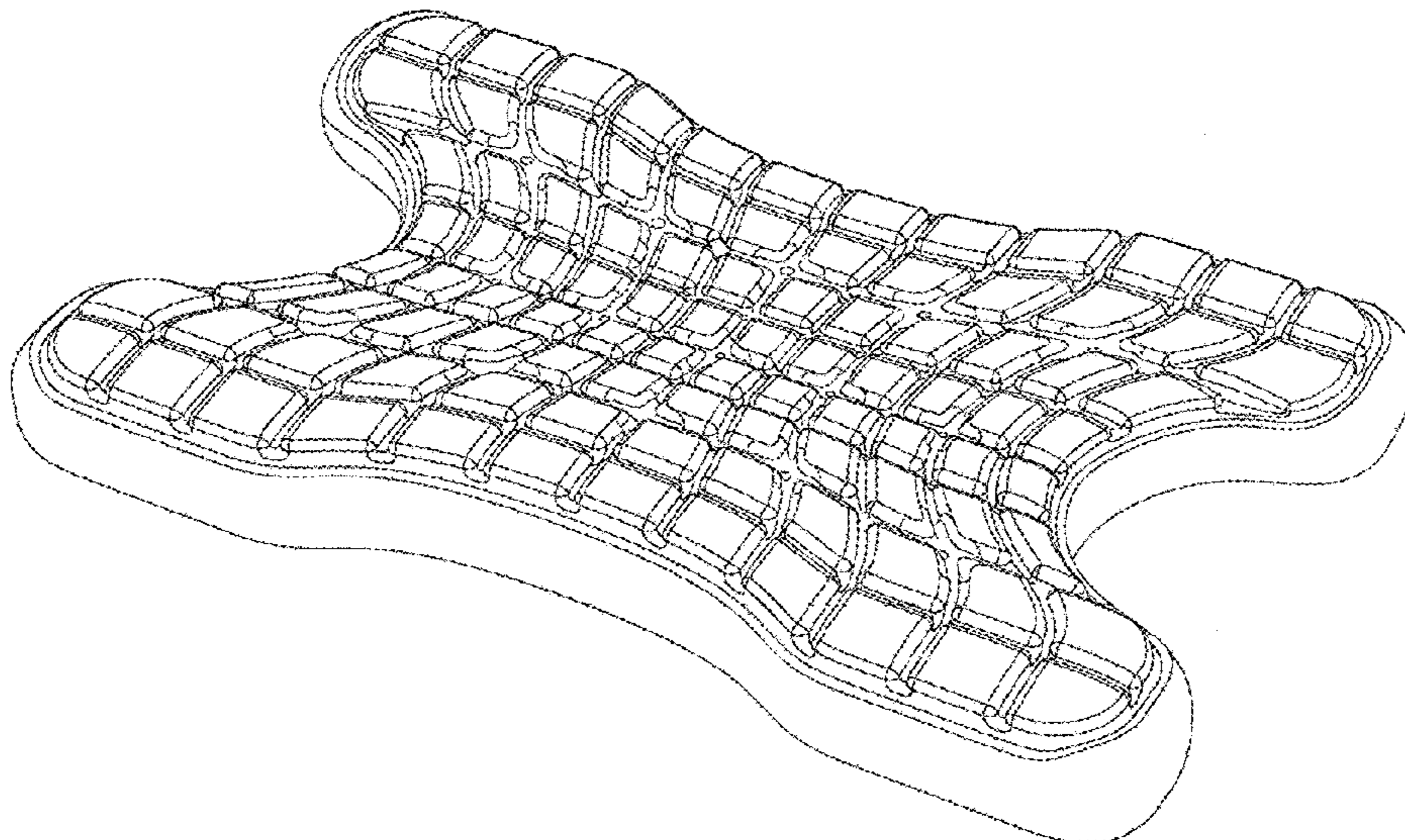
*Primary Examiner* — Michelle E Wilson  
*Assistant Examiner* — Sanjeev Paul  
(74) *Attorney, Agent, or Firm* — Cohen & Grigsby, P.C.

(57) **CLAIM**  
The ornamental design for a cushion, as shown and described.

**DESCRIPTION**

FIG. 1 is a top perspective view of the cushion.  
FIG. 2 is a top view of the cushion.  
FIG. 3 is a bottom view of the cushion.  
FIG. 4 is a right side view of the cushion.  
FIG. 5 is a left side view of the cushion.  
FIG. 6 is a front view of the cushion; and,  
FIG. 7 is a rear view of the cushion.

**1 Claim, 6 Drawing Sheets**



(56)

**References Cited**

U.S. PATENT DOCUMENTS

2015/0020314 A1\* 1/2015 Garcia ..... A47C 7/383  
5/636

\* cited by examiner

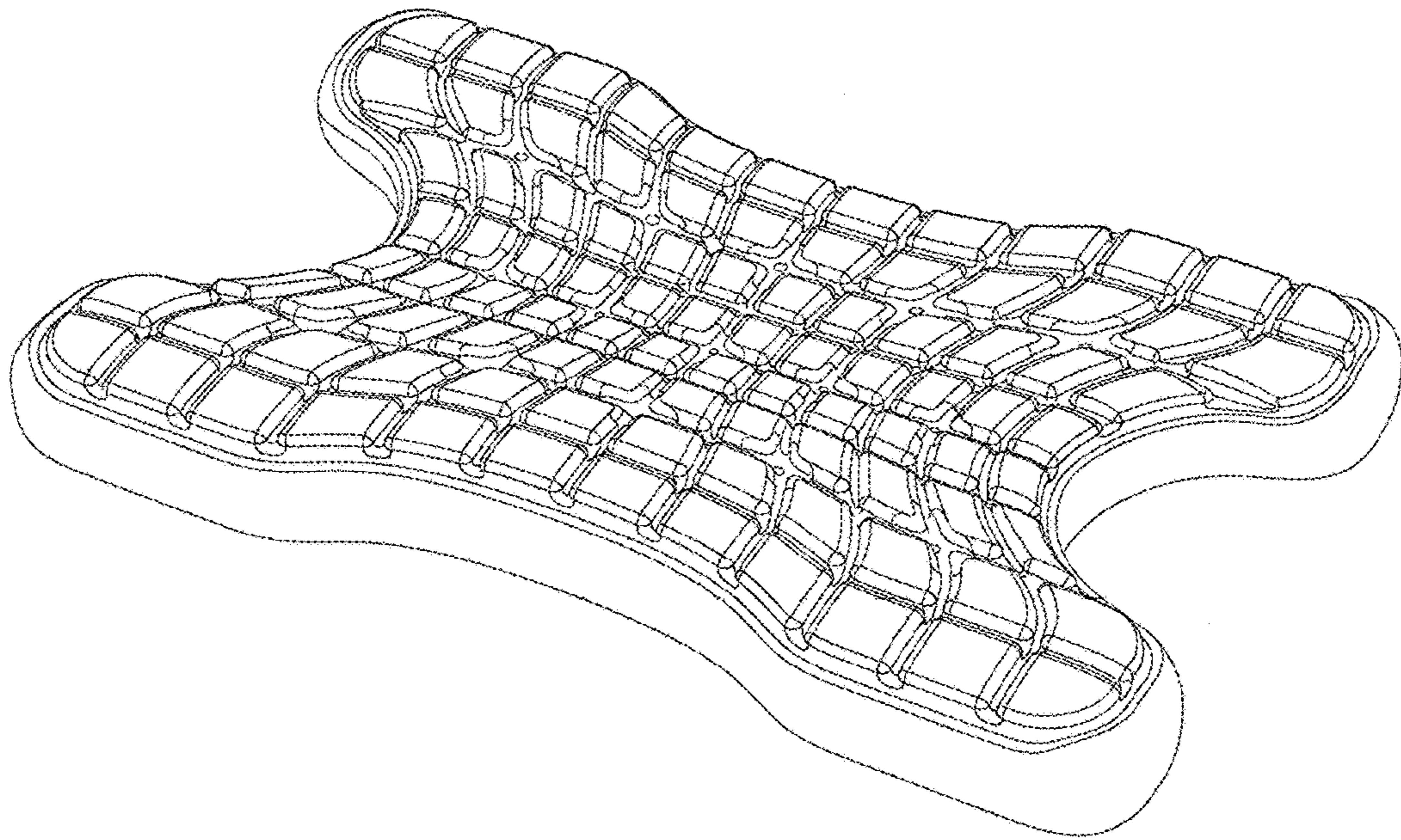


FIG. 1



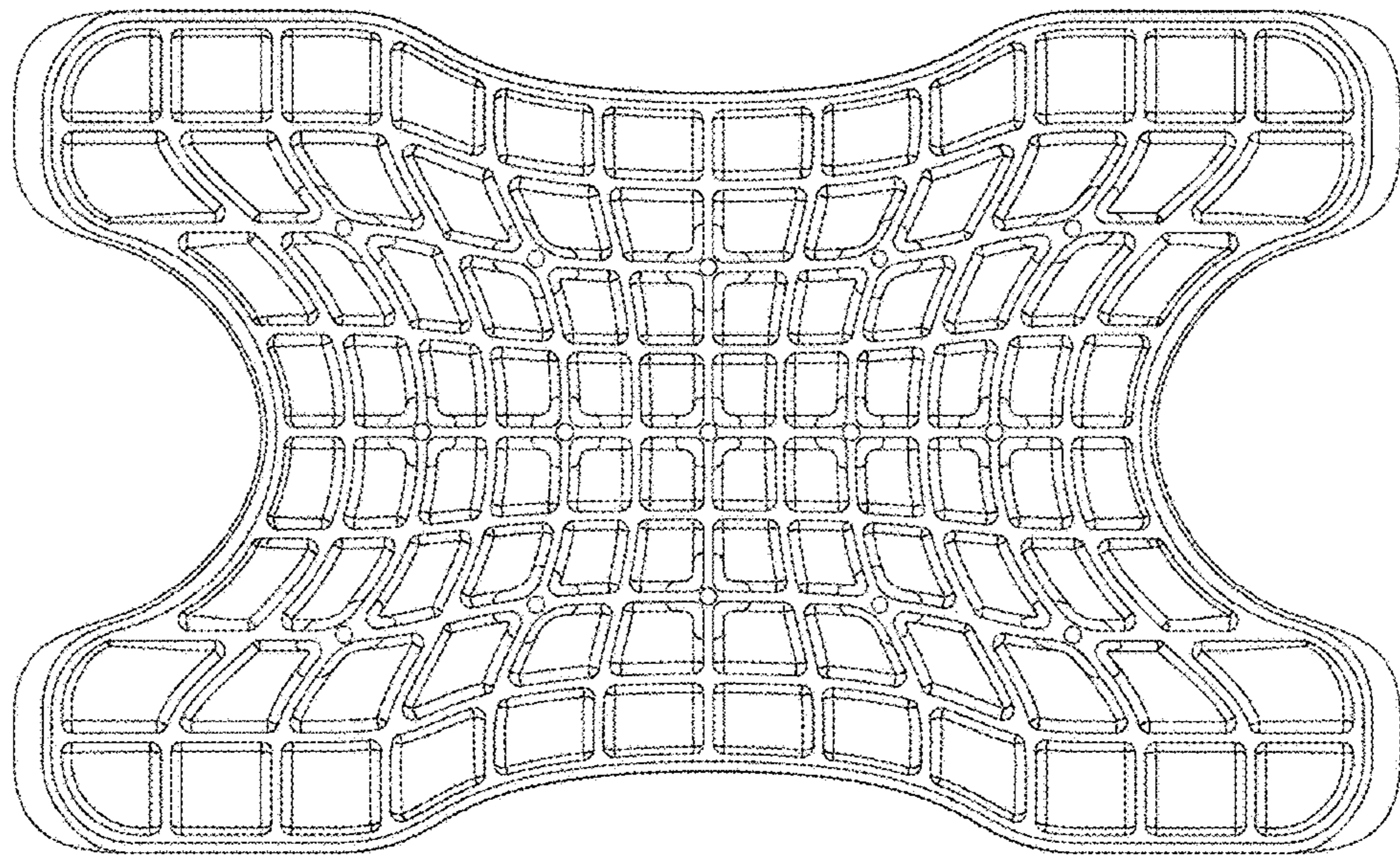
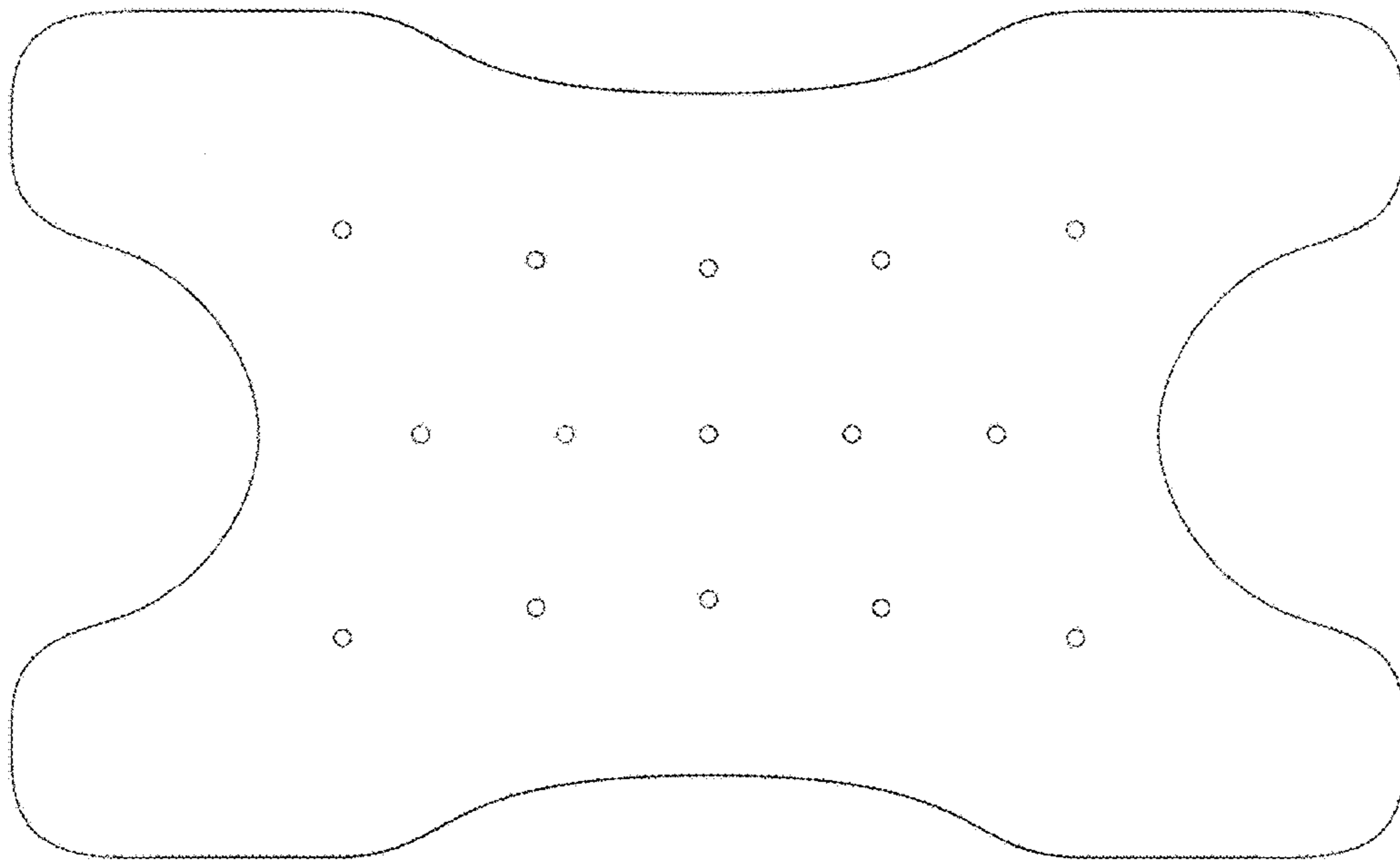
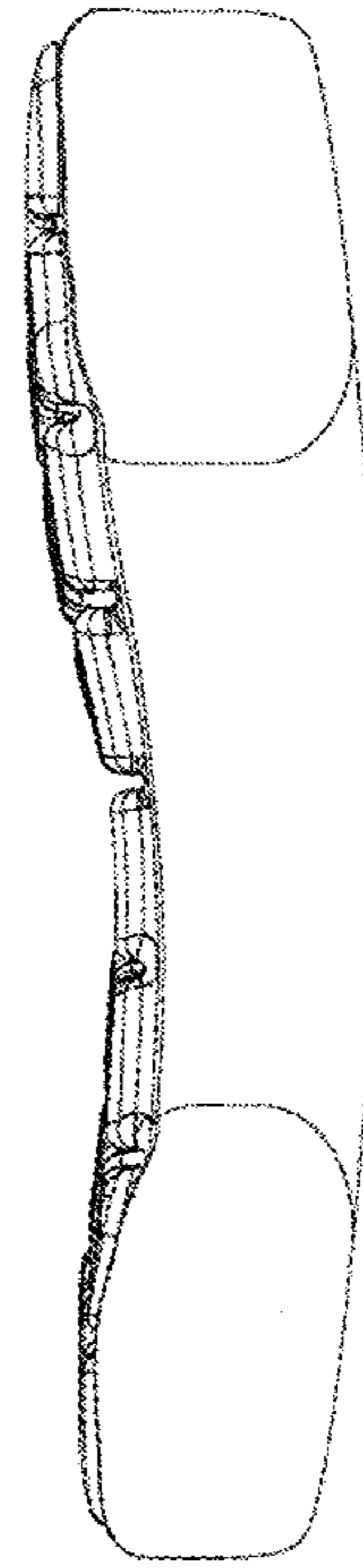


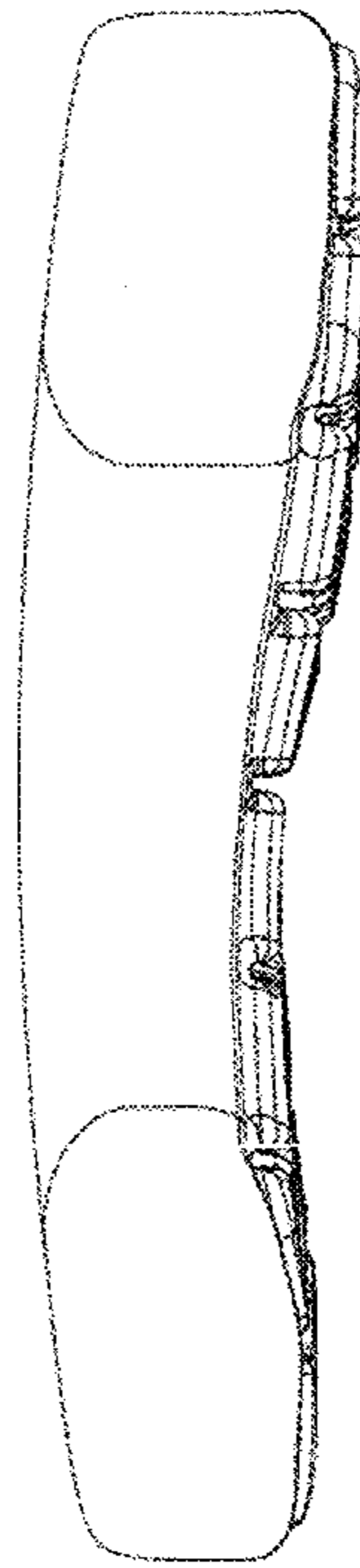
FIG. 2



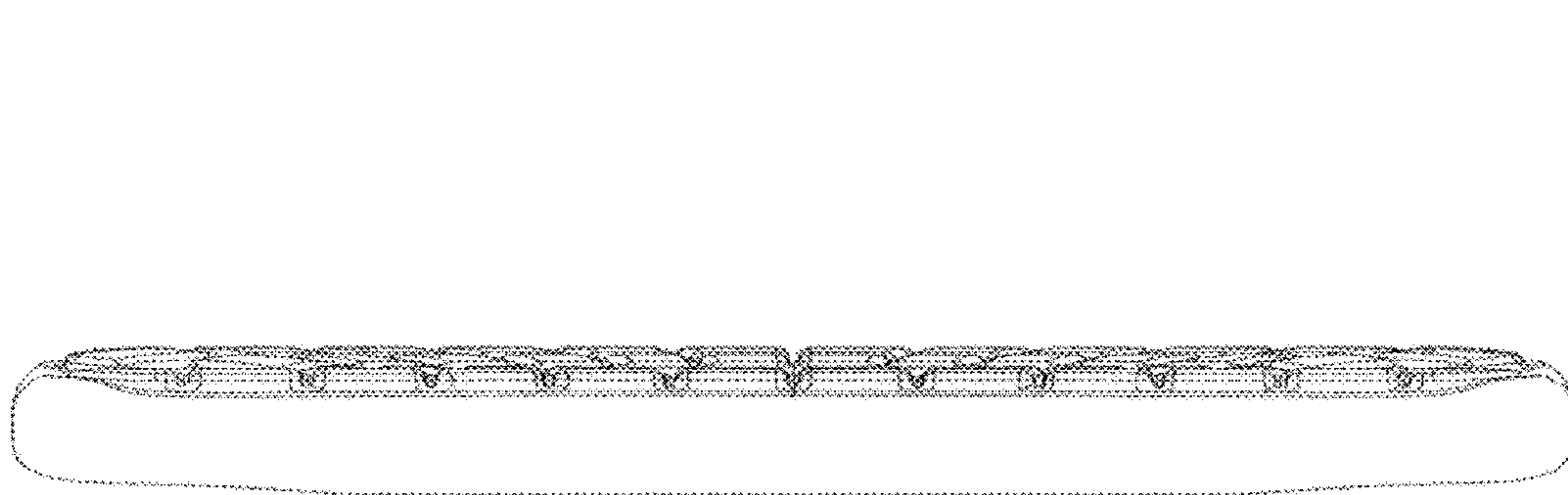
**FIG. 3**




**FIG. 4**



**FIG. 5**



**FIG. 6**



**FIG. 7**