

US00D818288S

(12) **United States Design Patent** (10) **Patent No.:** **US D818,288 S**
Lambert (45) **Date of Patent:** **** May 22, 2018**

(54) **WET WIPE DISPENSER**
(71) Applicant: **Kritanya Dominique Lambert**, Los Angeles, CA (US)
(72) Inventor: **Kritanya Dominique Lambert**, Los Angeles, CA (US)
(**) Term: **15 Years**
(21) Appl. No.: **29/583,197**
(22) Filed: **Nov. 2, 2016**
(51) **LOC (11) Cl.** **20-02**
(52) **U.S. Cl.**
USPC **D6/518**
(58) **Field of Classification Search**
USPC D6/518-522, 523; 206/389, 391; 221/46, 197, 286, 287; 222/173; 312/245, 34.1
CPC A47K 10/421; A47K 10/32; A47K 10/40; A47K 10/38; A47K 2010/324
See application file for complete search history.

(56) **References Cited**
U.S. PATENT DOCUMENTS
D312,179 S * 11/1990 De Luca D6/518
D316,200 S * 4/1991 Dawson D6/518
D447,897 S * 9/2001 Fisscher D6/518
D512,863 S * 12/2005 Bowes D6/545
7,044,328 B1 * 5/2006 Ciavarella A47K 5/12 220/326
D586,599 S * 2/2009 Crawford D6/545
D619,837 S * 7/2010 Kim D6/518
7,883,161 B2 * 2/2011 Wischnowsky A47K 10/28 242/538.1
D668,484 S * 10/2012 Velazquez D6/518
D674,223 S * 1/2013 Green D6/518
D681,987 S * 5/2013 Cittadino D6/518
8,991,655 B2 * 3/2015 Pelkey A47K 5/1207 222/181.1

D756,683 S * 5/2016 Morand D6/518
D775,852 S * 1/2017 Indruk D6/545
D775,853 S * 1/2017 Bing D6/545
9,682,390 B2 * 6/2017 Ophardt B05B 11/0037
2005/0006408 A1 * 1/2005 Ganzeboom A47K 5/14 222/190
2005/0127090 A1 * 6/2005 Sayers A47K 5/1217 222/1
2009/0101671 A1 * 4/2009 Cittadino A47K 5/1202 222/23
2010/0072227 A1 * 3/2010 Cittadino A47K 5/12 222/153.03
2012/0228326 A1 * 9/2012 Ciavarella G09F 7/18 222/108
2013/0015209 A1 * 1/2013 Smith A47K 5/1208 222/207
2013/0032613 A1 * 2/2013 Ciavarella A47K 5/1207 222/153.13

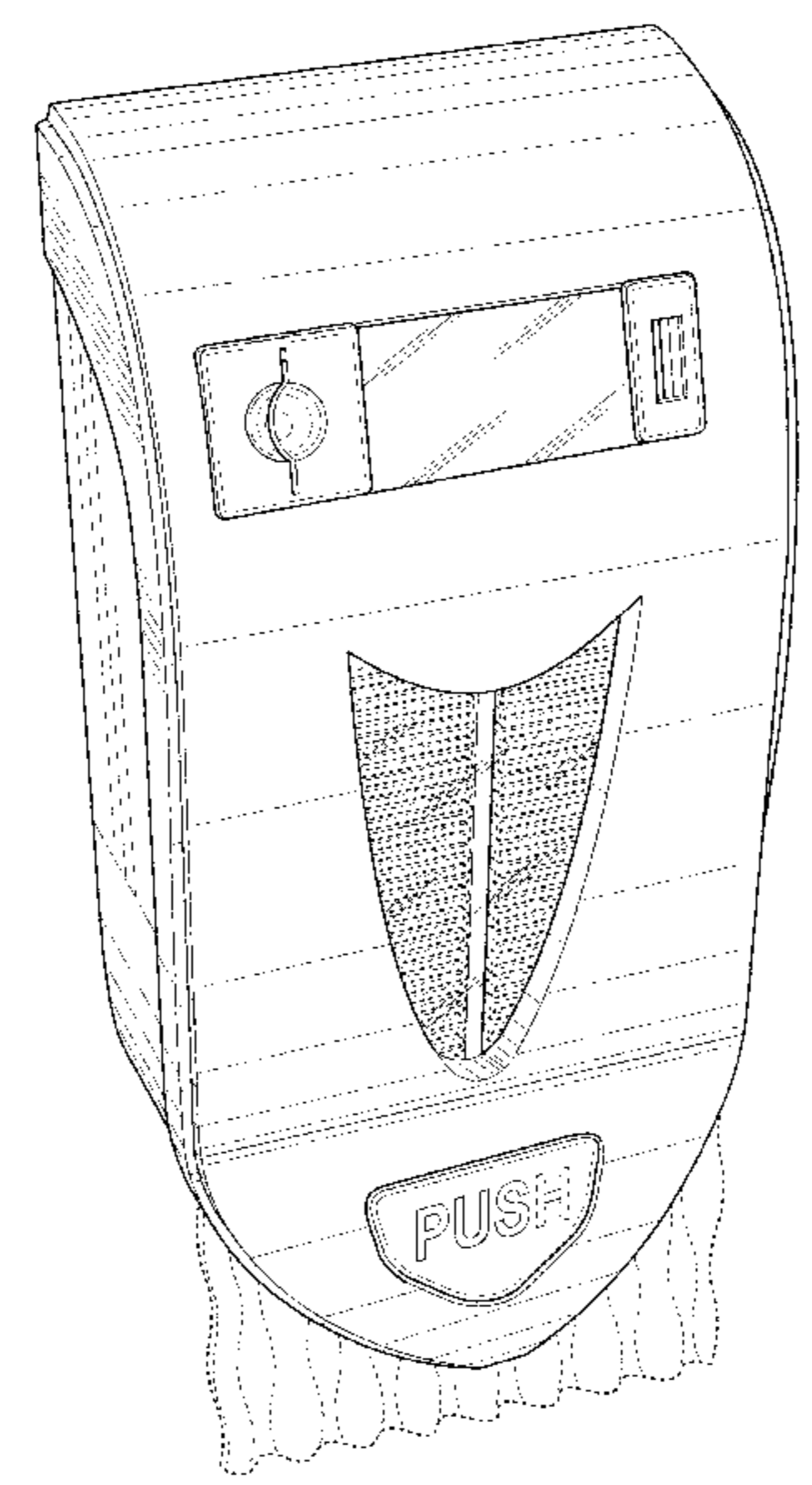
(Continued)

Primary Examiner — David Muller
Assistant Examiner — Nathan Johnston
(74) *Attorney, Agent, or Firm* — RG Patent Consulting, LLC; Rachel Gilboy

(57) **CLAIM**
The ornamental design for a wet wipe dispenser, as shown and described.

DESCRIPTION
FIG. 1 is a perspective view of the wet wipe dispenser showing my new design;
FIG. 2 is a front elevation view thereof;
FIG. 3 is a rear elevation view thereof;
FIG. 4 is a left elevation view thereof;
FIG. 5 is a right elevation view thereof;
FIG. 6 is a top plan view thereof; and,
FIG. 7 is a bottom plan view thereof.
Broken lines are included for depicting environmental subject matter and form no part of the claimed design.

1 Claim, 6 Drawing Sheets



(56)

References Cited

U.S. PATENT DOCUMENTS

2014/0231460 A1* 8/2014 Pelkey A47K 5/12
222/181.3
2015/0190827 A1* 7/2015 Ophardt B05B 11/0037
222/153.09
2017/0028420 A1* 2/2017 Mitchell B05B 11/3059

* cited by examiner

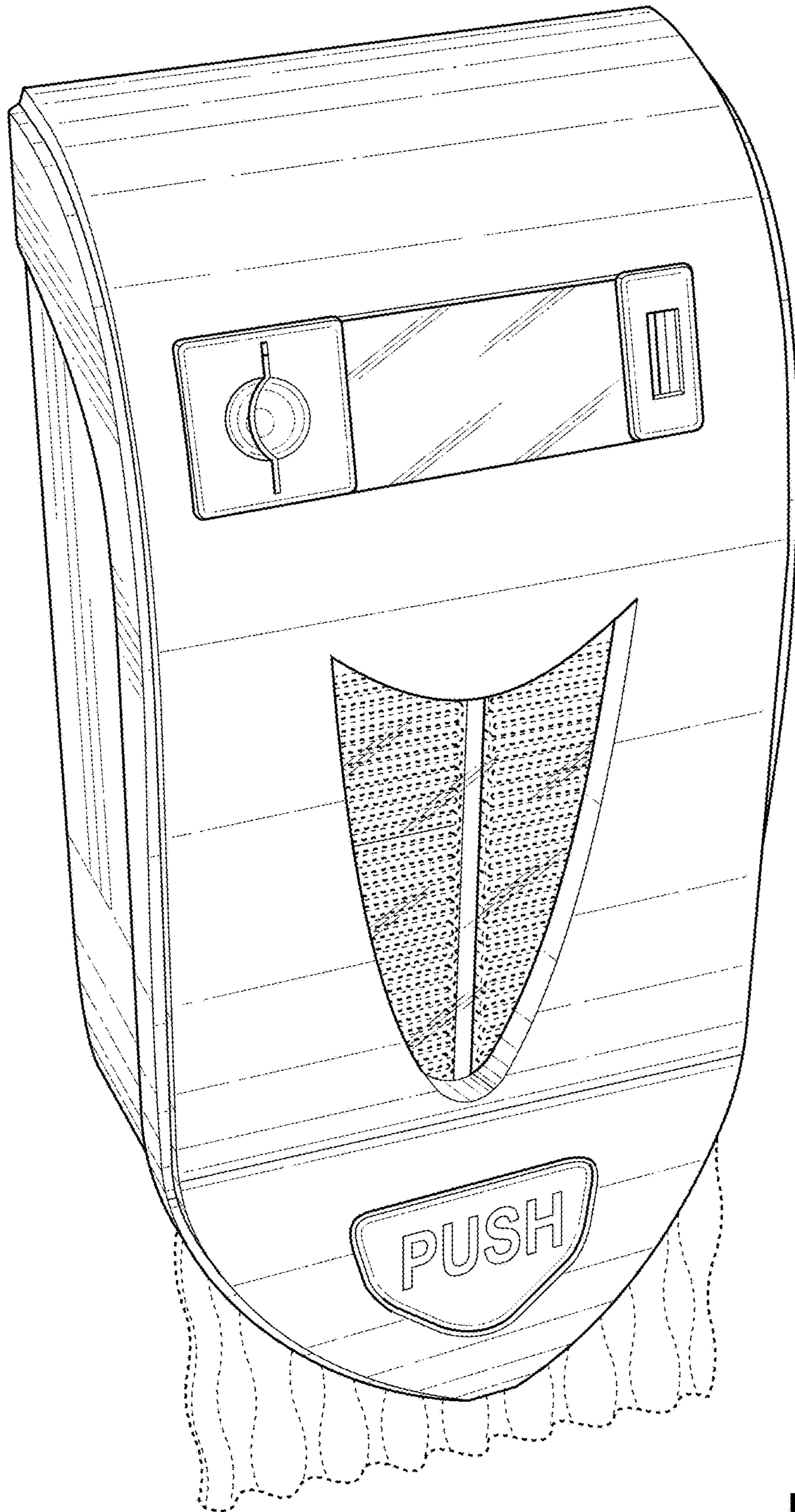


FIG. 1

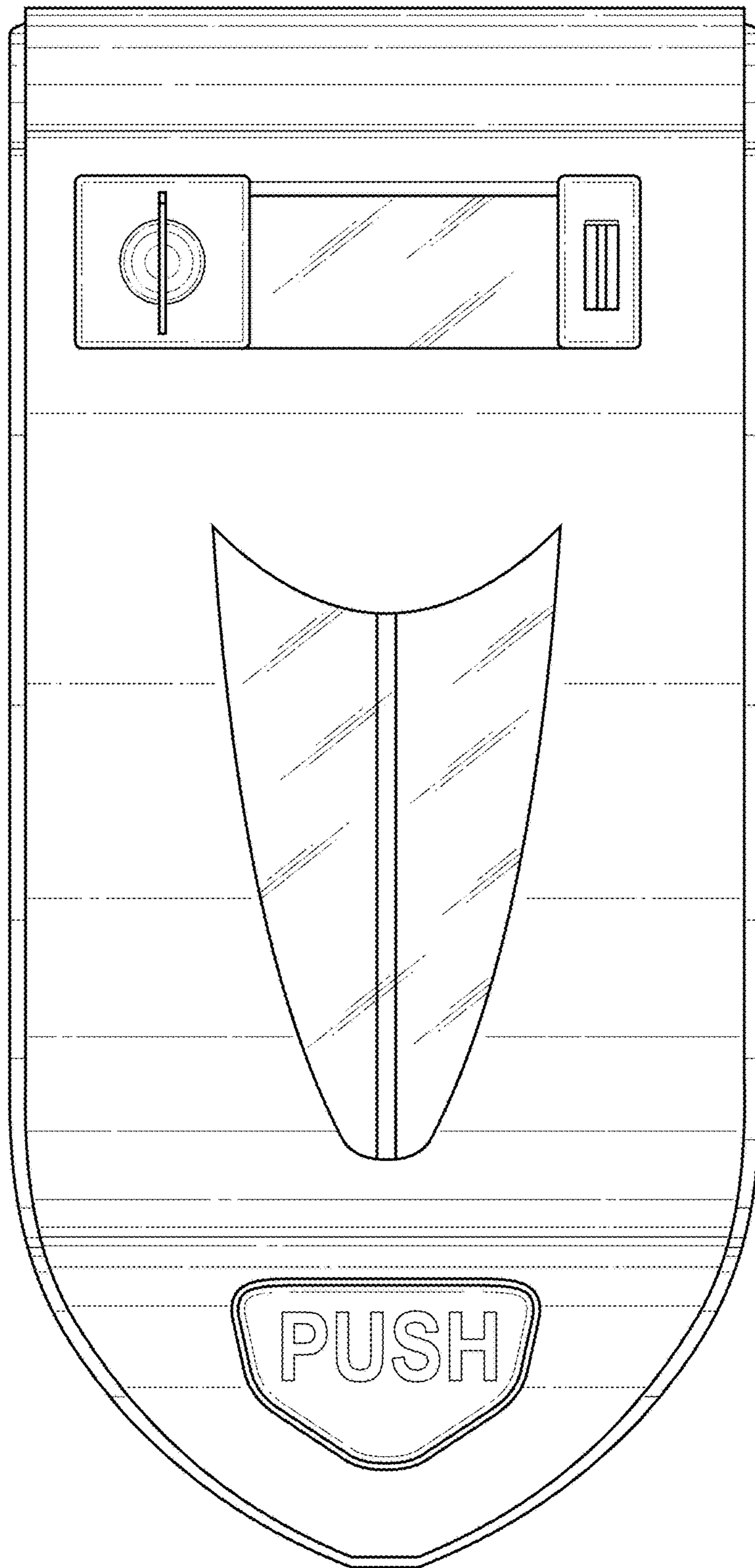


FIG. 2




FIG. 3

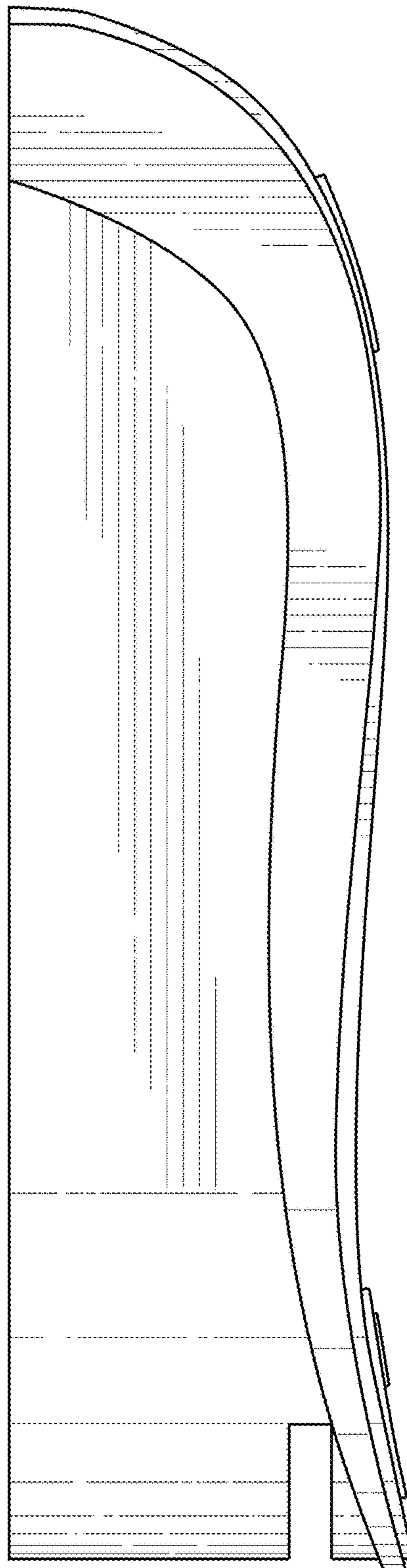


FIG. 4

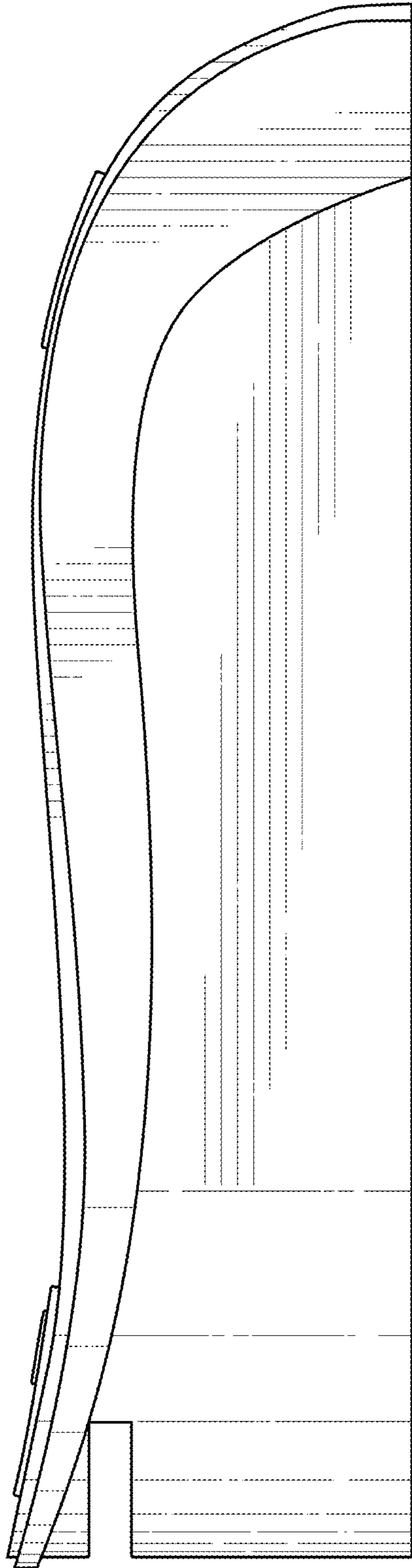


FIG. 5

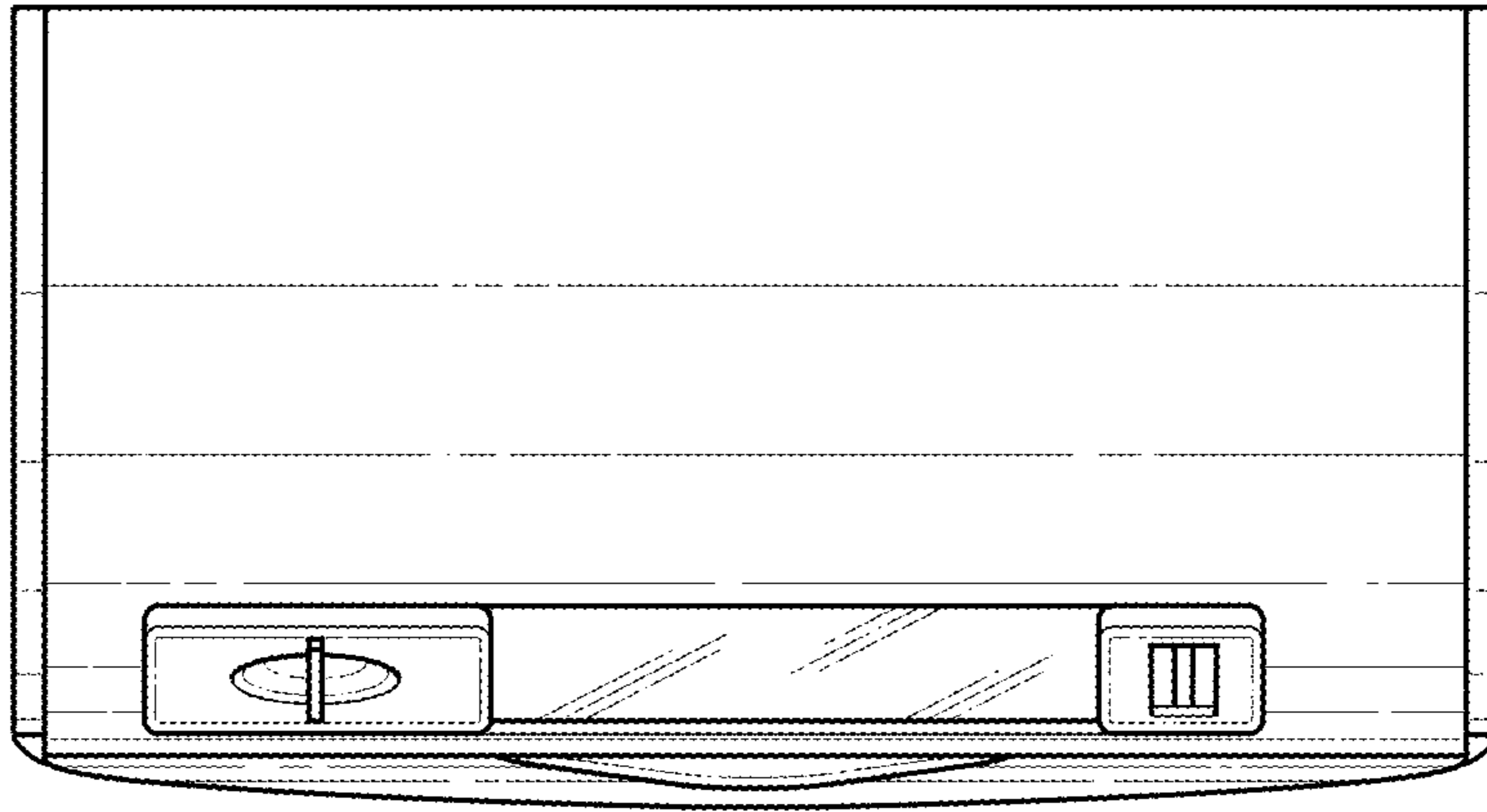


FIG. 6

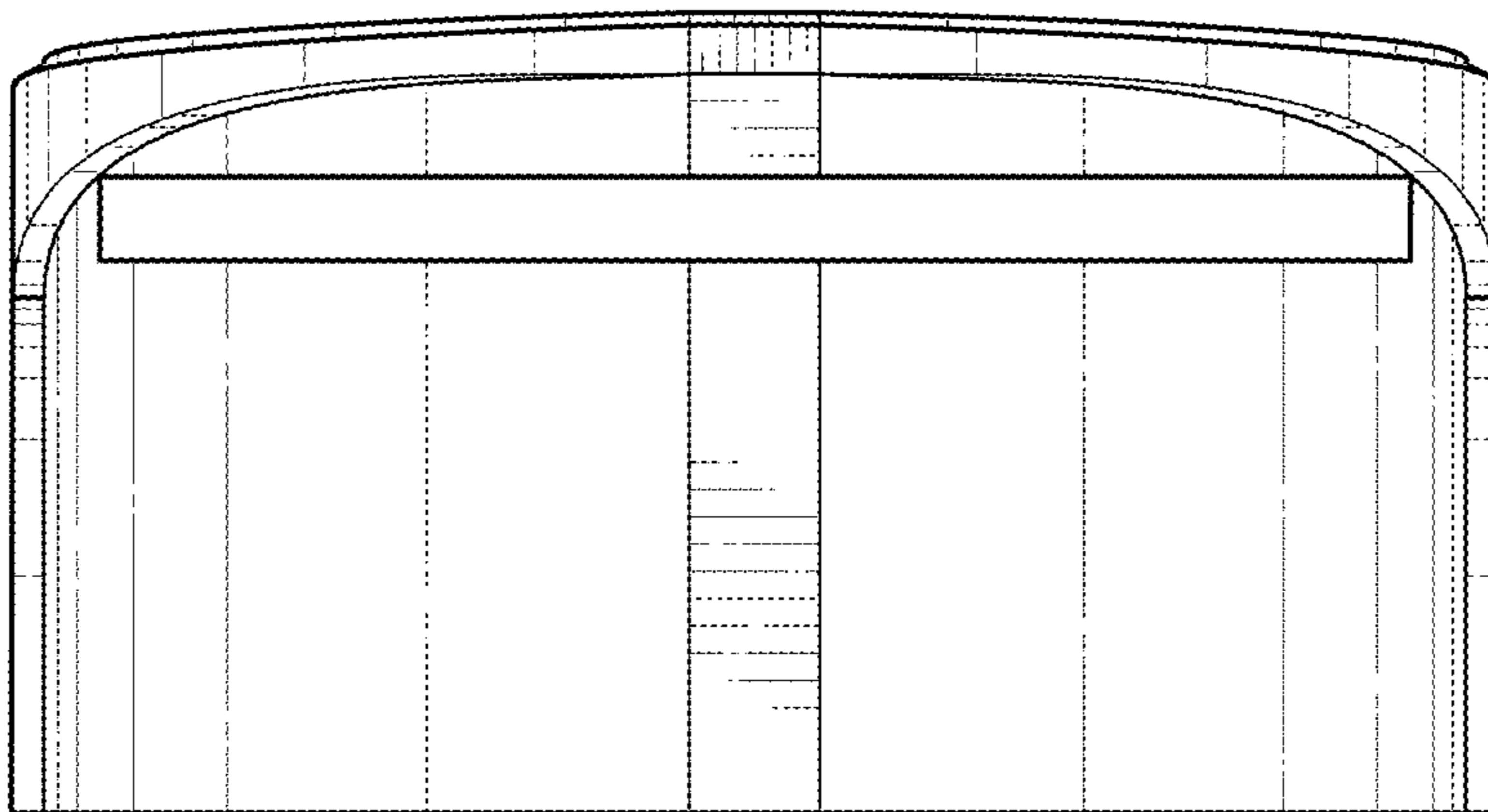


FIG. 7