



US00D818260S

(12) **United States Design Patent** (10) **Patent No.:** **US D818,260 S**
Andersen et al. (45) **Date of Patent:** **** May 22, 2018**

(54) **EARPLUG HOLDER**

(71) Applicants: **Cade Andersen**, Kaysville, UT (US);
Brian Andersen, Centerville, UT (US)

(72) Inventors: **Cade Andersen**, Kaysville, UT (US);
Brian Andersen, Centerville, UT (US)

(**) Term: **15 Years**

(21) Appl. No.: **29/583,761**

(22) Filed: **Nov. 8, 2016**

Related U.S. Application Data

(63) Continuation-in-part of application No. 14/677,861,
filed on Apr. 2, 2015, now Pat. No. 9,770,367, and a
(Continued)

(51) **LOC (11) Cl.** **03-01**

(52) **U.S. Cl.**
USPC **D3/201**

(58) **Field of Classification Search**
USPC D3/201, 203.1, 269; D14/205, 372;
D8/354, 356; D24/106; D16/339;
128/866; 381/327
(Continued)

(56) **References Cited**

U.S. PATENT DOCUMENTS

D185,852 S 8/1959 McFayden
D212,201 S 9/1968 Grayson
(Continued)

OTHER PUBLICATIONS

US-Army-Military Shop.DE, US Army Ear Plug Holder/ Ear Plug
Case, 2007-2009.*
(Continued)

Primary Examiner — Catherine R Oliver-Garcia

(74) *Attorney, Agent, or Firm* — Brett Peterson; Pate
Peterson PLLC

(57) **CLAIM**

We claim the ornamental design for the earplug holder, as
shown and described.

DESCRIPTION

FIG. 1 is a perspective view of the earplug holder with the
earplug removed from the holder.

FIG. 2 is a top view of the earplug holder with the earplug
removed from the holder.

FIG. 3 is a bottom view of the earplug holder with the
earplug removed from the holder.

FIG. 4 is a rear view of the earplug holder with the earplug
removed from the holder.

FIG. 5 is a front view of the earplug holder with the earplug
removed from the holder.

FIG. 6 is a right side view of the earplug holder with the
earplug removed from the holder.

FIG. 7 is a left side view of the earplug holder with the
earplug removed from the holder.

FIG. 8 is a perspective view of the earplug holder with the
earplug inserted into the holder.

FIG. 9 is a top view of the earplug holder with the earplug
inserted into the holder.

FIG. 10 is a bottom view of the earplug holder with the
earplug inserted into the holder.

FIG. 11 is a rear view of the earplug holder with the earplug
inserted into the holder.

FIG. 12 is a front view of the earplug holder with the earplug
inserted into the holder.

FIG. 13 is a right side view of the earplug holder with the
earplug inserted into the holder.

FIG. 14 is a left side view of the earplug holder with the
earplug inserted into the holder.

FIG. 15 is a perspective view of a left-handed configuration
of the earplug holder with the earplug removed from the
holder.

FIG. 16 is a perspective view of a left-handed configuration
of the earplug holder with the earplug inserted into the
holder.

(Continued)

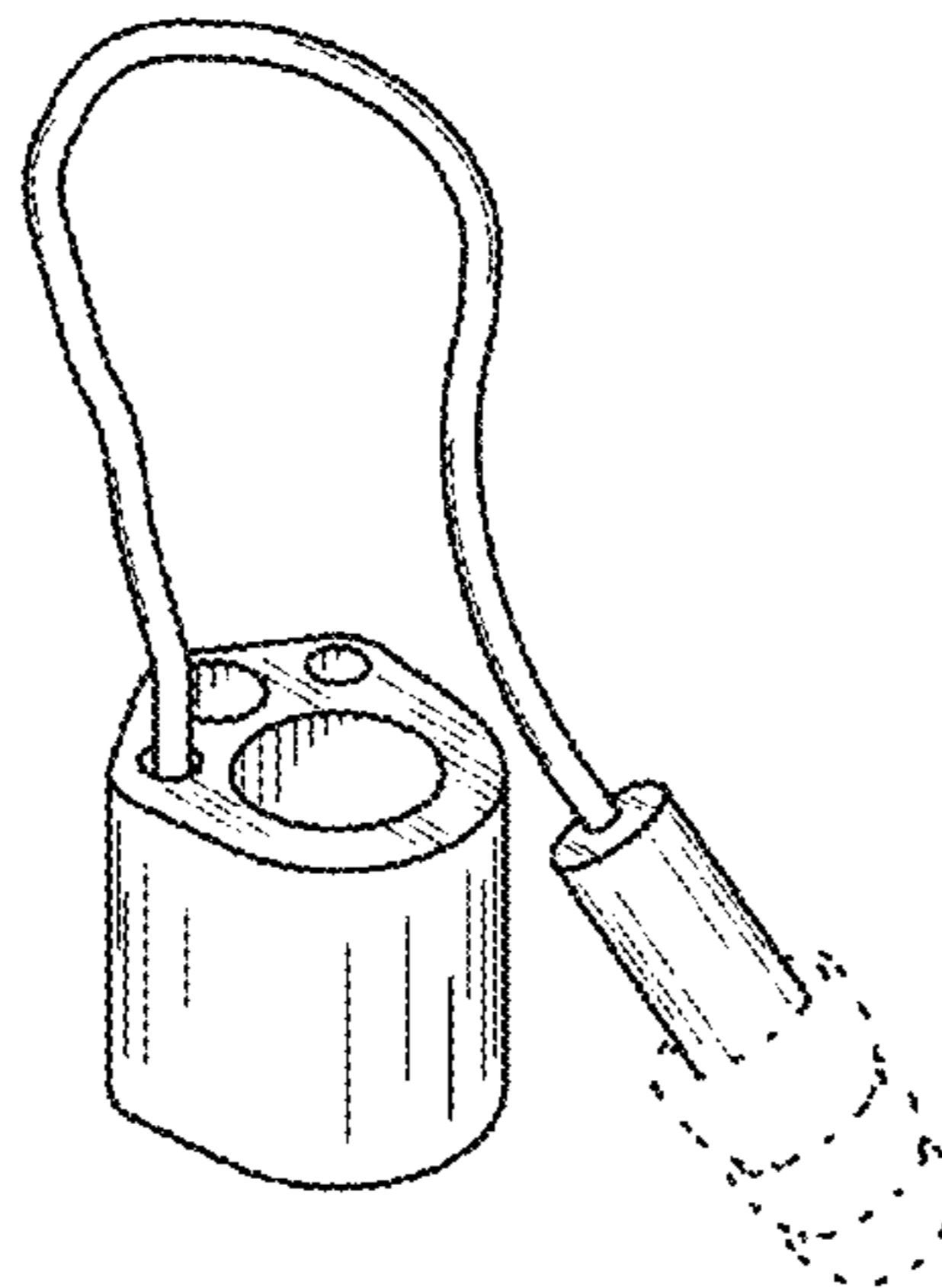


FIG. 17 is a perspective view showing both a left-handed configuration of the earplug holder and a right-handed configuration of the earplug holder installed onto a pair of glasses.

FIG. 18 is a perspective view showing both a left-handed configuration of the earplug holder and a right-handed configuration of the earplug holder installed onto a glasses retainer; and,

FIG. 19 is a perspective view showing both a left-handed configuration of the earplug holder and a right-handed configuration of the earplug holder installed onto a lanyard. The broken line portions of the drawings are not part of the claimed design.

1 Claim, 19 Drawing Sheets

Related U.S. Application Data

continuation-in-part of application No. 29/522,863, filed on Apr. 2, 2015, now Pat. No. Des. 794,703, and a continuation-in-part of application No. 29/522,864, filed on Apr. 2, 2015, now Pat. No. Des. 781,570.

(58) **Field of Classification Search**

CPC A61F 9/029; A61F 11/12; H04R 25/65; H04R 25/456

See application file for complete search history.

(56) **References Cited**

U.S. PATENT DOCUMENTS

D225,782 S	1/1973	King
3,871,372 A	3/1975	Bivins
3,943,925 A	3/1976	Leight
D262,491 S	12/1981	Ebert
D291,894 S	9/1987	Weisenfeld
D309,619 S	7/1990	Kalbach
5,074,375 A	12/1991	Grozil
D328,908 S	8/1992	Kalbach
D337,337 S	7/1993	Dang
D338,037 S	8/1993	Miller
5,366,072 A	11/1994	Goldenberg
5,369,452 A	11/1994	Williams
D354,759 S	1/1995	Wolff
D354,760 S	1/1995	Wolff
D355,358 S	2/1995	Starr
D361,081 S	8/1995	Pardinas
D362,261 S	9/1995	Bernzweig
5,475,449 A	12/1995	Pyle
D368,272 S	3/1996	Starr
D370,023 S	5/1996	Torrey
D370,492 S	6/1996	Torrey
D371,150 S	6/1996	Bolash
D371,154 S	6/1996	Kalbach
5,541,677 A	7/1996	Huhtala
5,600,873 A	2/1997	May
D382,503 S	8/1997	Kalbach
5,655,263 A	8/1997	Stoller
5,781,272 A	7/1998	Bright
D411,562 S	6/1999	Riley
D416,038 S	11/1999	Kalbach
D418,774 S	1/2000	Kalbach

D420,039 S	2/2000	Carey	
D424,600 S	5/2000	Riley	
6,067,664 A	5/2000	Cortes	
D435,265 S	12/2000	Landis	
6,176,576 B1	1/2001	Green	
D450,744 S	11/2001	Rhoades	
D455,772 S	4/2002	Rosso	
D455,773 S	4/2002	Rosso	
D462,523 S	9/2002	Kalbach	
D467,416 S	12/2002	Kalbach	
D486,174 S	2/2004	Chisolm	
D486,511 S	2/2004	Kalbach	
D491,364 S *	6/2004	Vish	D3/218
6,752,305 B2	6/2004	Shattuck	
6,764,177 B1	7/2004	Chisolm	
6,941,619 B2	9/2005	Mackay et al.	
D536,364 S	2/2007	Kalbach	
7,213,916 B1	5/2007	Pettett	
D562,807 S	2/2008	Andre	
D576,199 S	9/2008	Mosley	
7,594,724 B2	9/2009	Purcell	
D607,919 S	1/2010	Williams	
D630,241 S	1/2011	Campbell	
D634,354 S	3/2011	Schwartz	
D640,733 S	6/2011	Ho	
D642,211 S	7/2011	Bilton	
D658,875 S *	5/2012	Xiang	D3/269
D666,287 S	8/2012	Quinlan	
D667,484 S	9/2012	Anders	
D667,749 S	9/2012	Case	
D669,115 S	10/2012	Kalbach	
D672,384 S	12/2012	Brauner	
D677,189 S	3/2013	Kalbach	
8,523,350 B2	9/2013	Krisik et al.	
8,590,539 B2	11/2013	Froissard	
8,671,949 B2	3/2014	Oshima	
D705,421 S *	5/2014	Eisenmenger	D24/106
D723,264 S	3/2015	Akana	
D730,315 S *	5/2015	Stevinson	D14/205
D731,781 S *	6/2015	Behar	D3/201
9,101,795 B2	8/2015	Anderson	
9,167,330 B1	10/2015	Shattuck	
D743,691 S	11/2015	Romano	
D767,665 S	9/2016	McSwain	
D771,010 S	11/2016	Louis	
D774,591 S	12/2016	Businger	
D781,570 S	3/2017	Andersen	
2003/0223032 A1	12/2003	Gagnon	
2006/0196900 A1	9/2006	Sasick	
2007/0080186 A1	4/2007	deLeon	
2007/0081324 A1	4/2007	Schrimmer	
2007/0229296 A1	10/2007	Kohrman	
2007/0242214 A1	10/2007	Carter	
2008/0047996 A1	2/2008	Blouin	
2009/0165189 A1	7/2009	Purcell	
2010/0133307 A1	6/2010	Martin	
2010/0165286 A1	7/2010	Martin	
2010/0206925 A1	8/2010	Fielding	
2010/0302501 A1	12/2010	Hansen	
2013/0250230 A1	9/2013	Huynh	
2016/0183668 A1	6/2016	Grossman	
2016/0286943 A1	10/2016	Andersen	

OTHER PUBLICATIONS

Ebay, Official 2016 Goodwood Sky Sports F1 Lanyard Ear Plugs Canister, Sep. 2016.

* cited by examiner

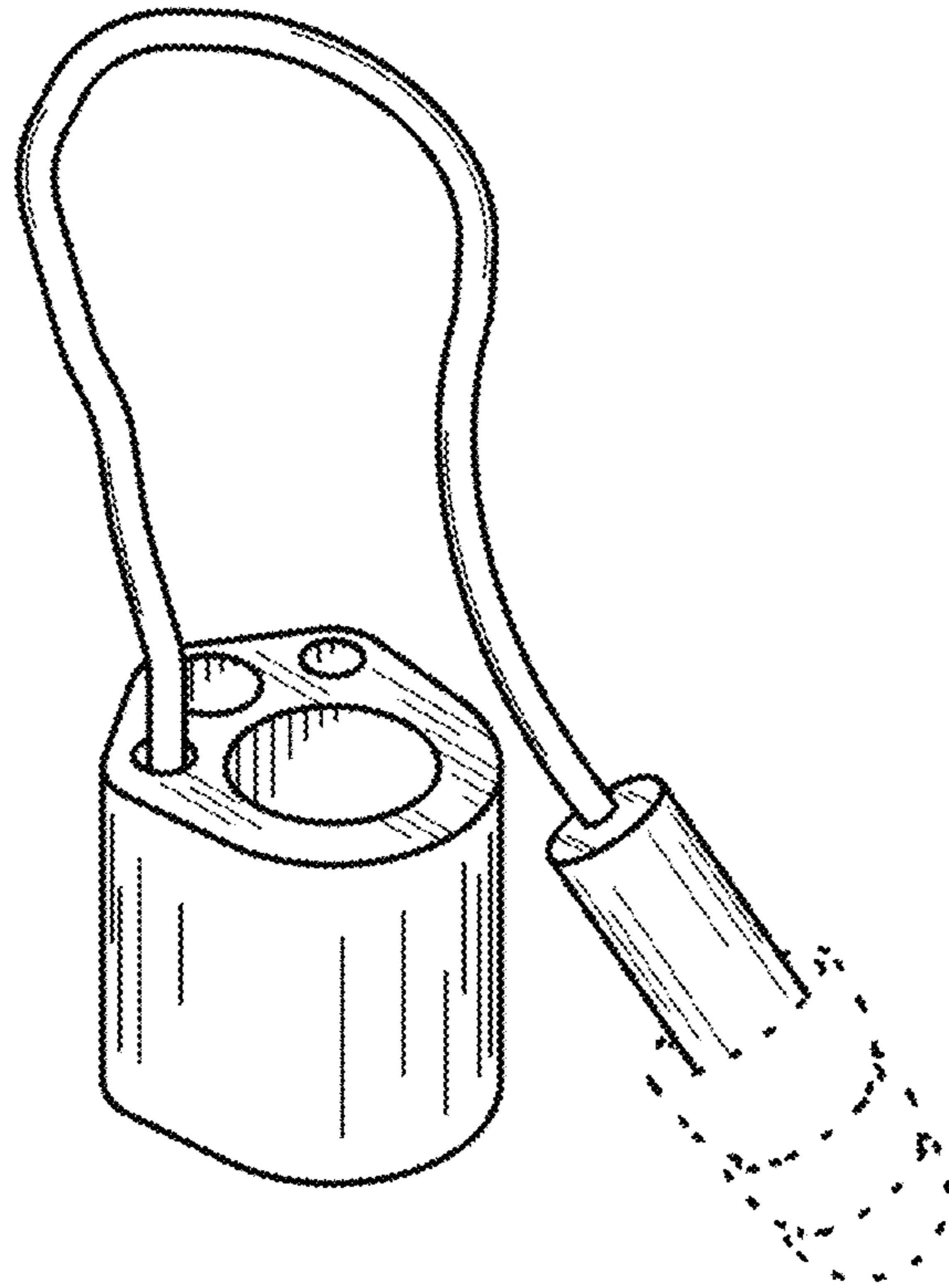


FIG. 1

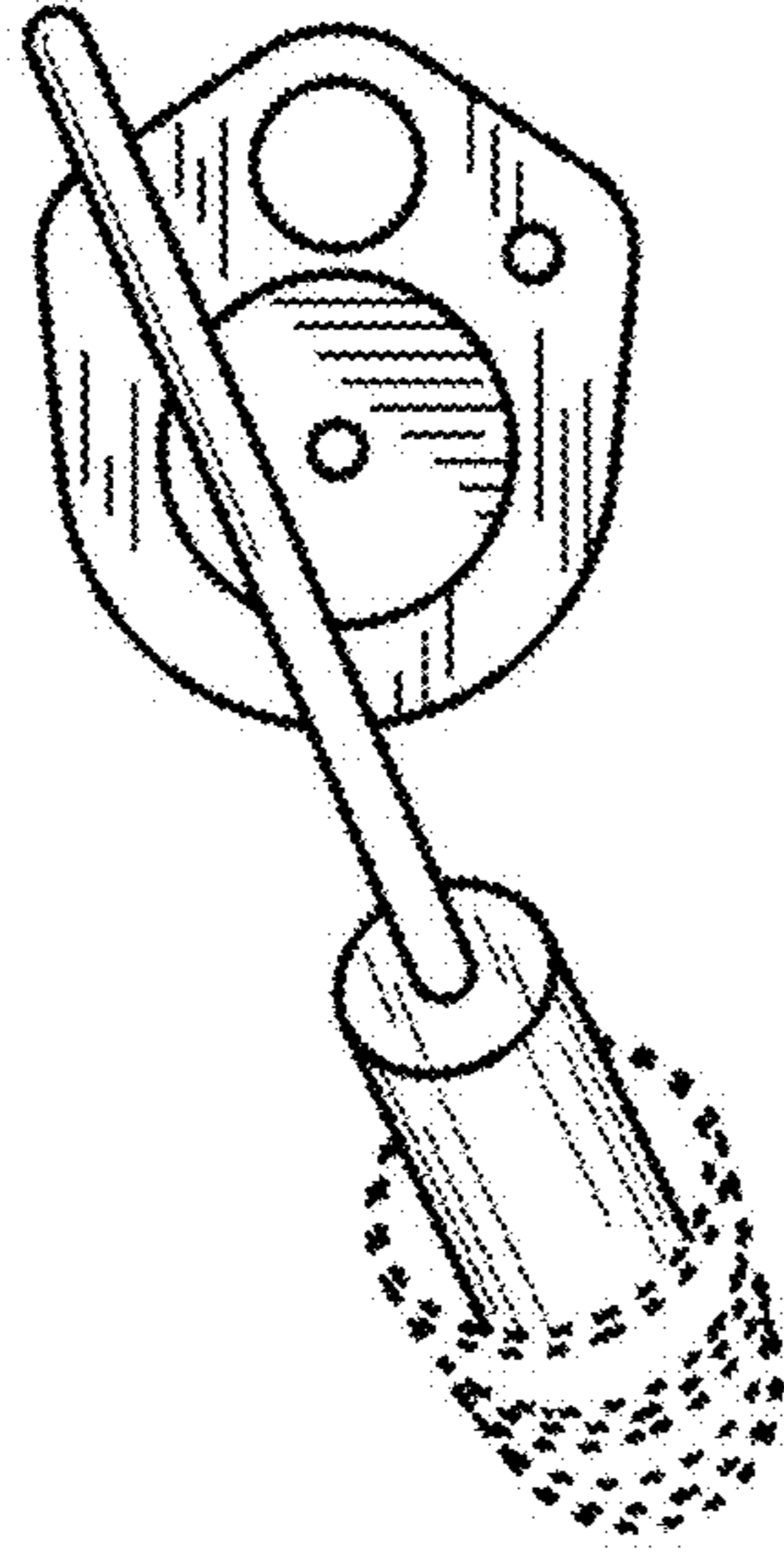


FIG. 2

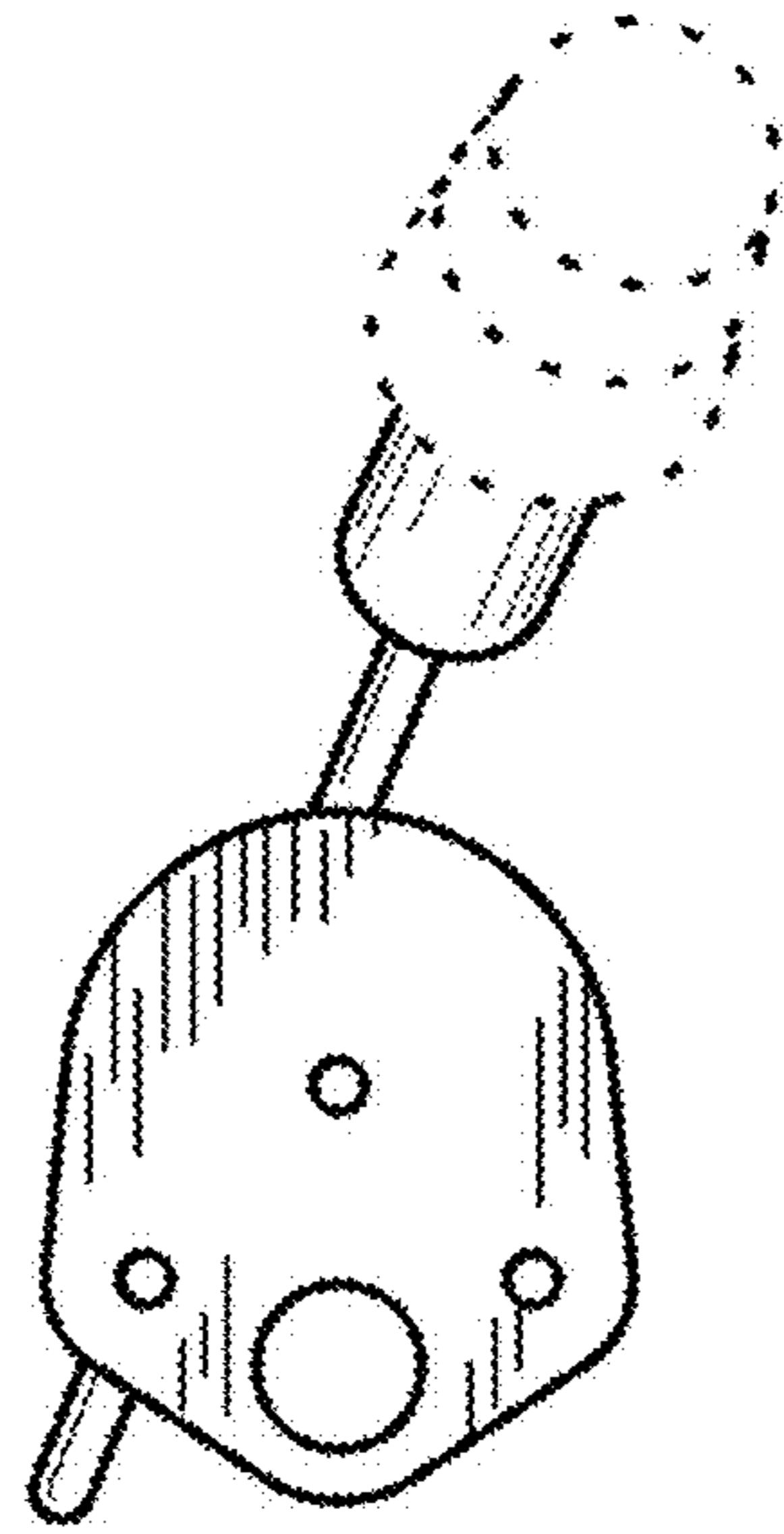


FIG. 3




FIG. 4

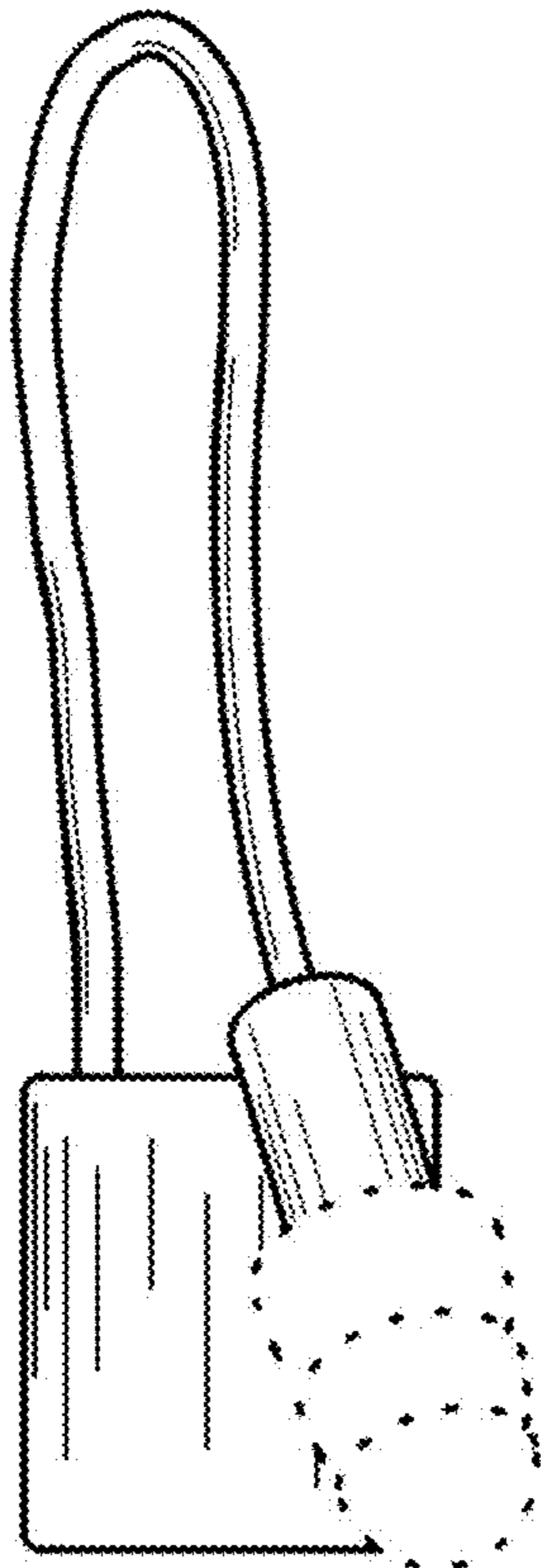


FIG. 5

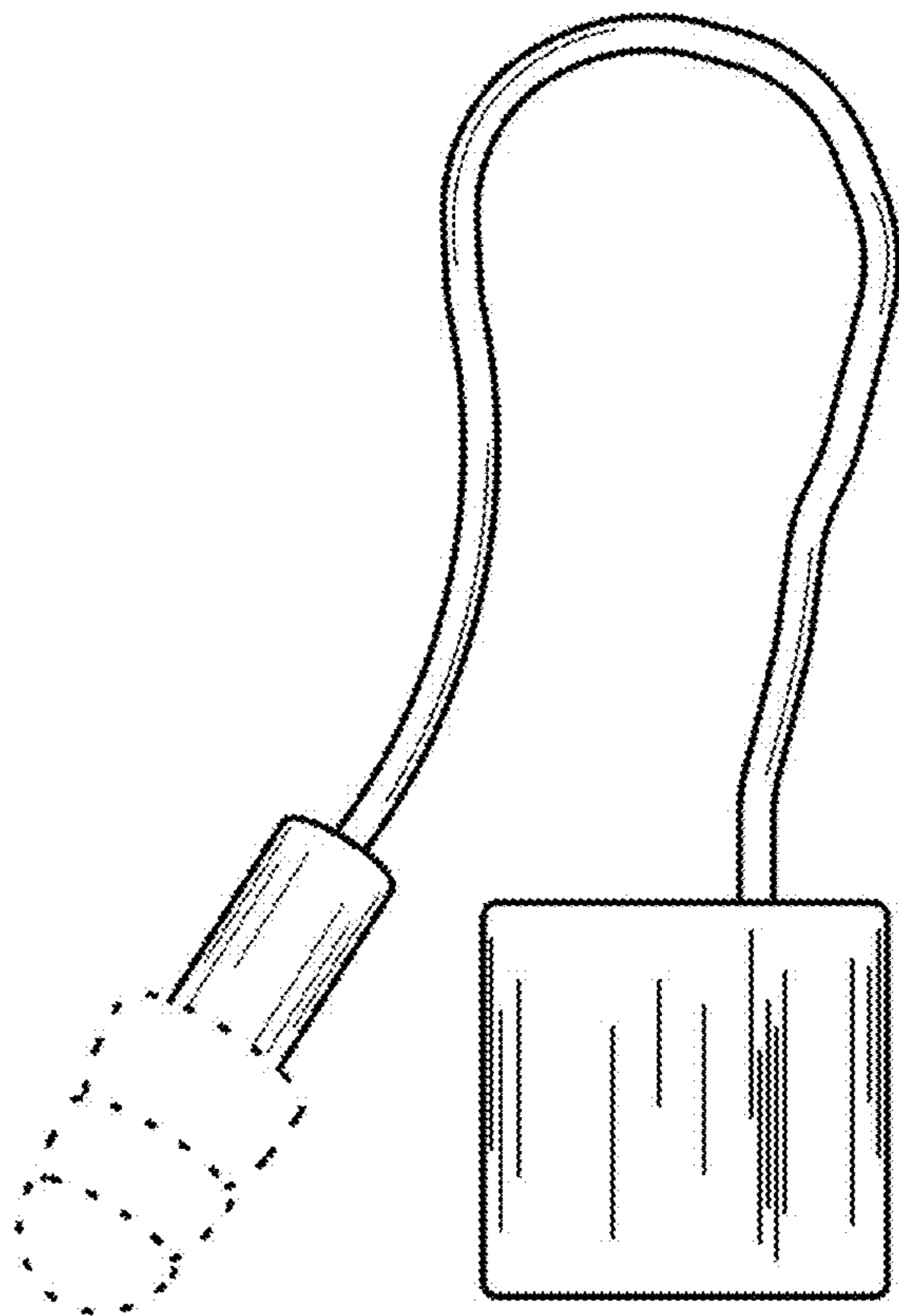


FIG. 6

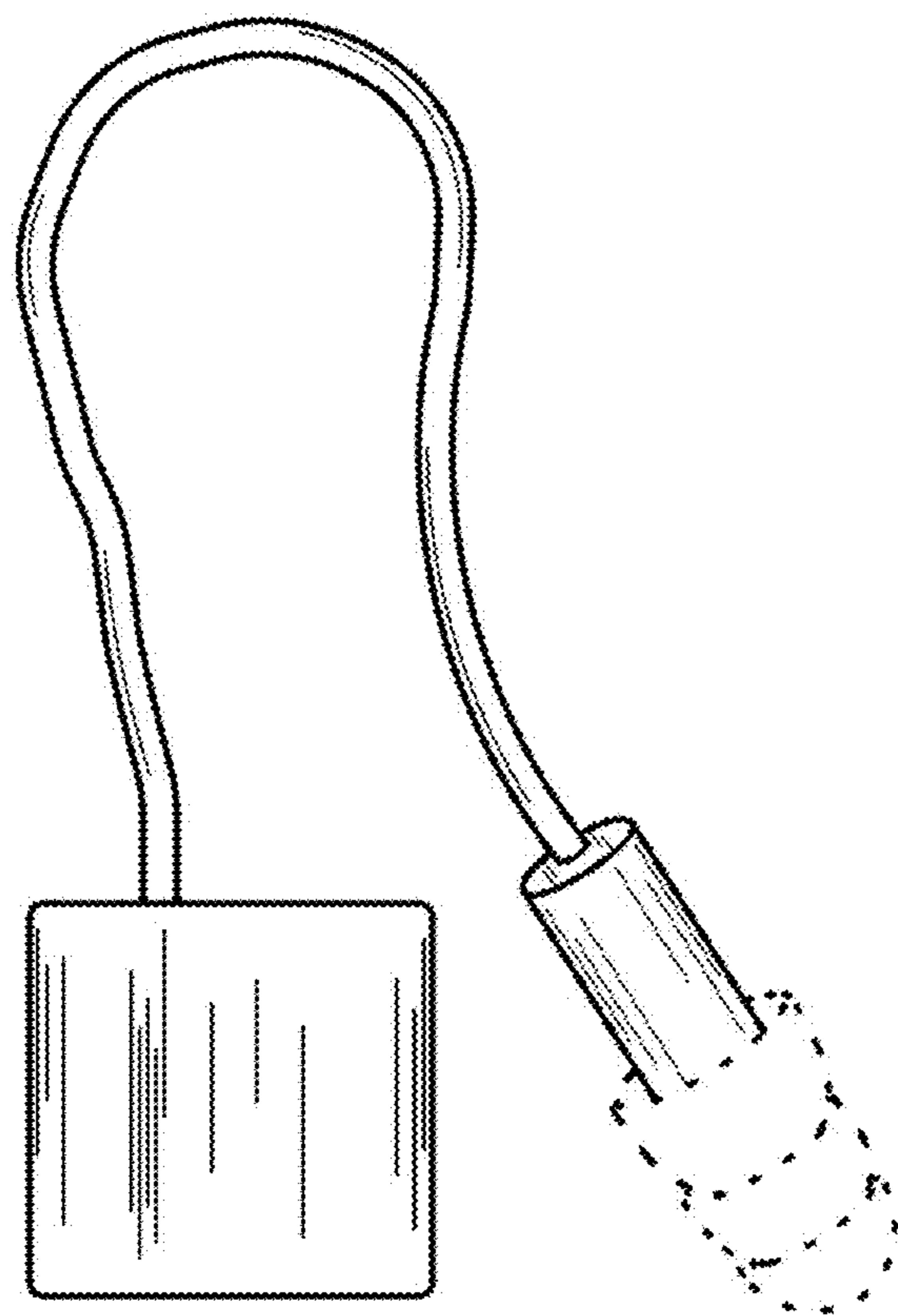


FIG. 7

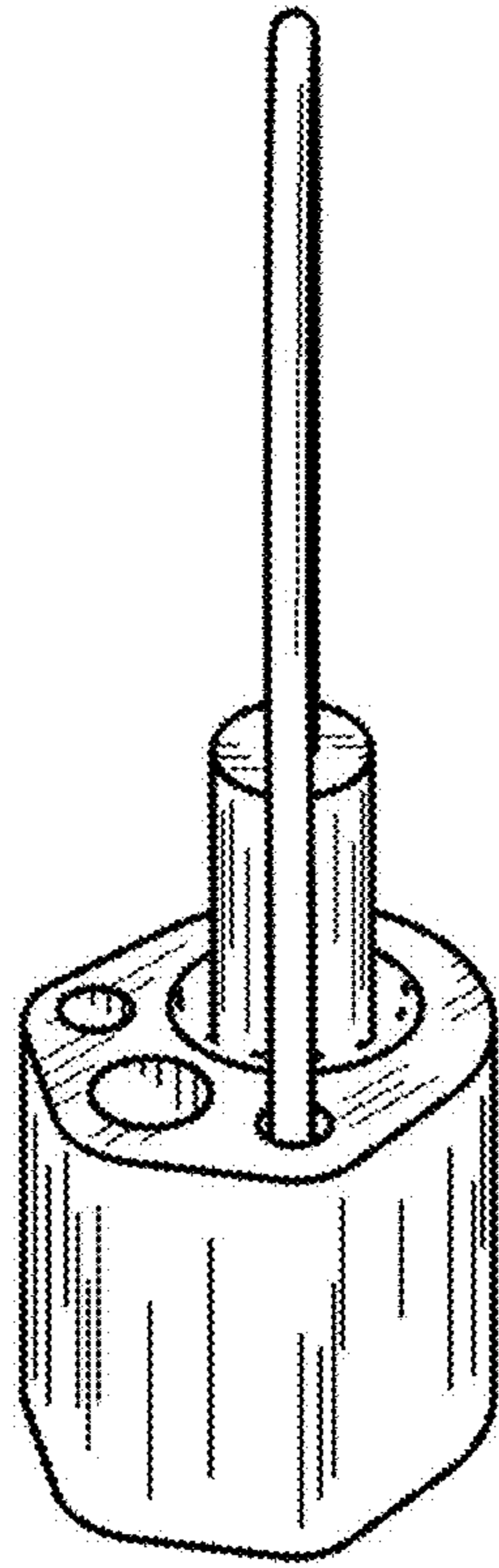


FIG. 8

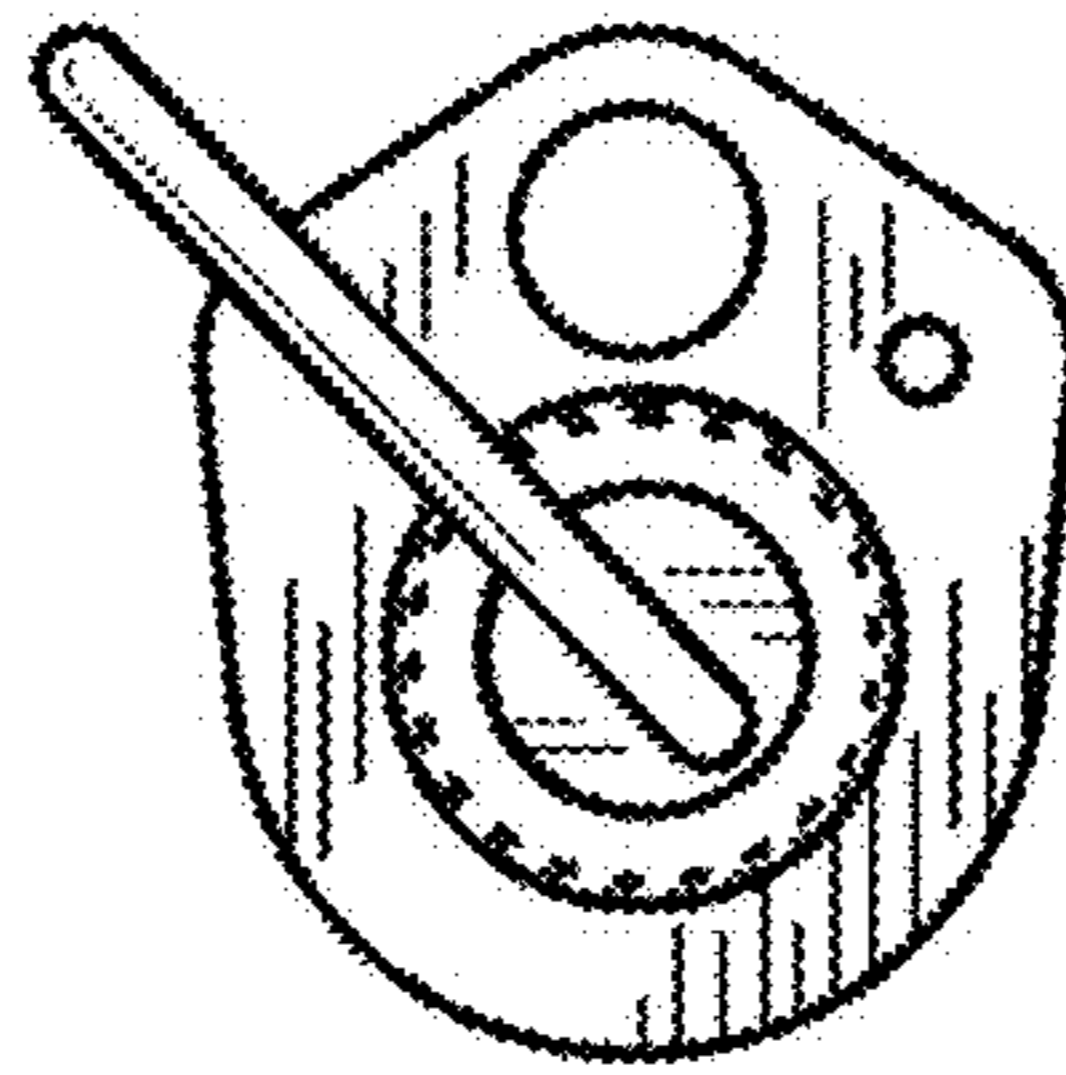


FIG. 9

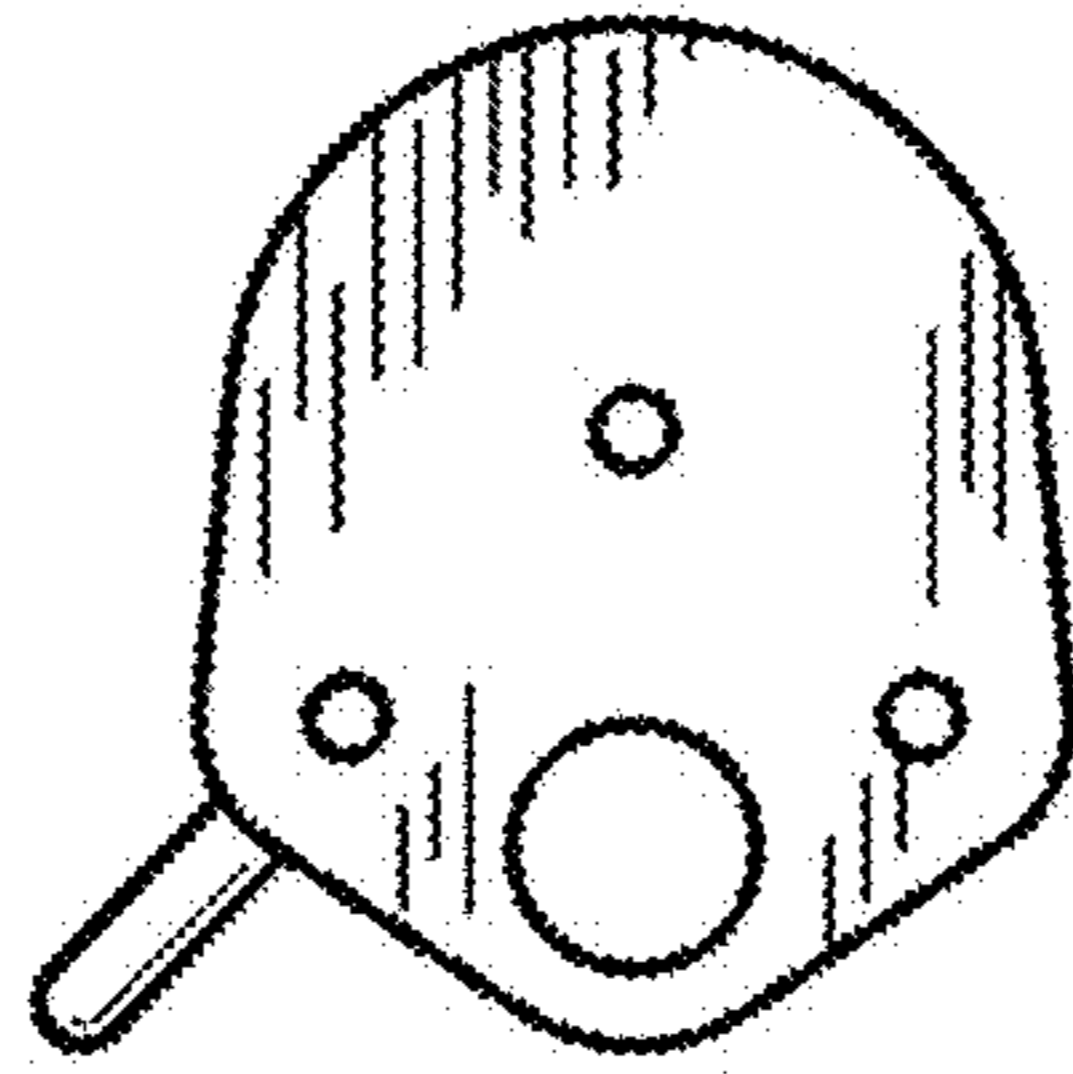


FIG. 10

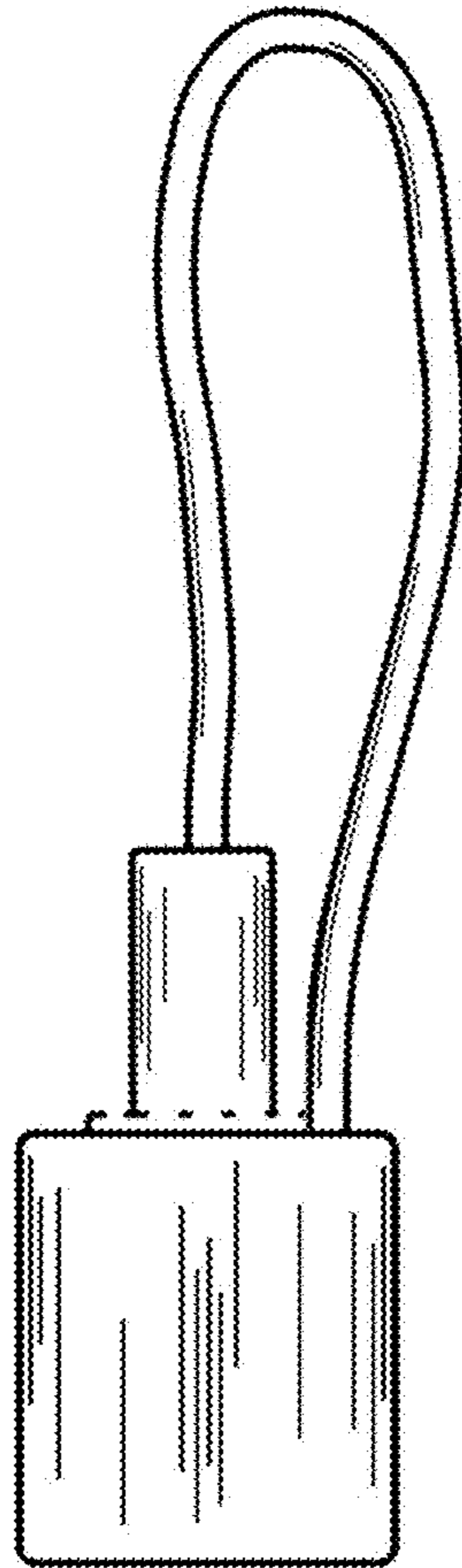


FIG. 11

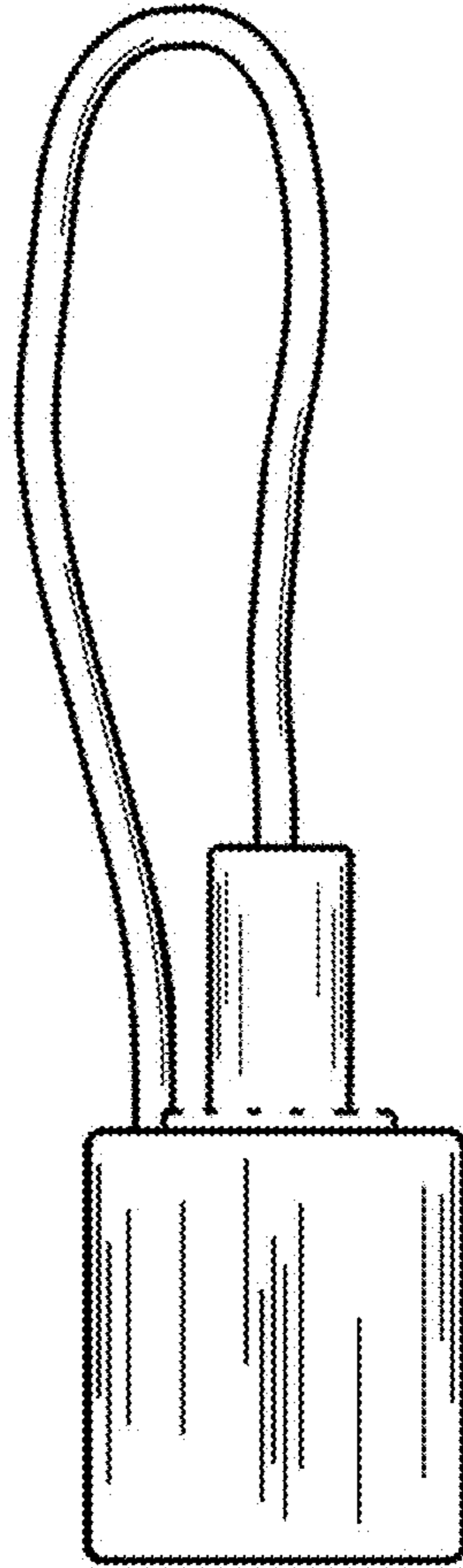


FIG. 12

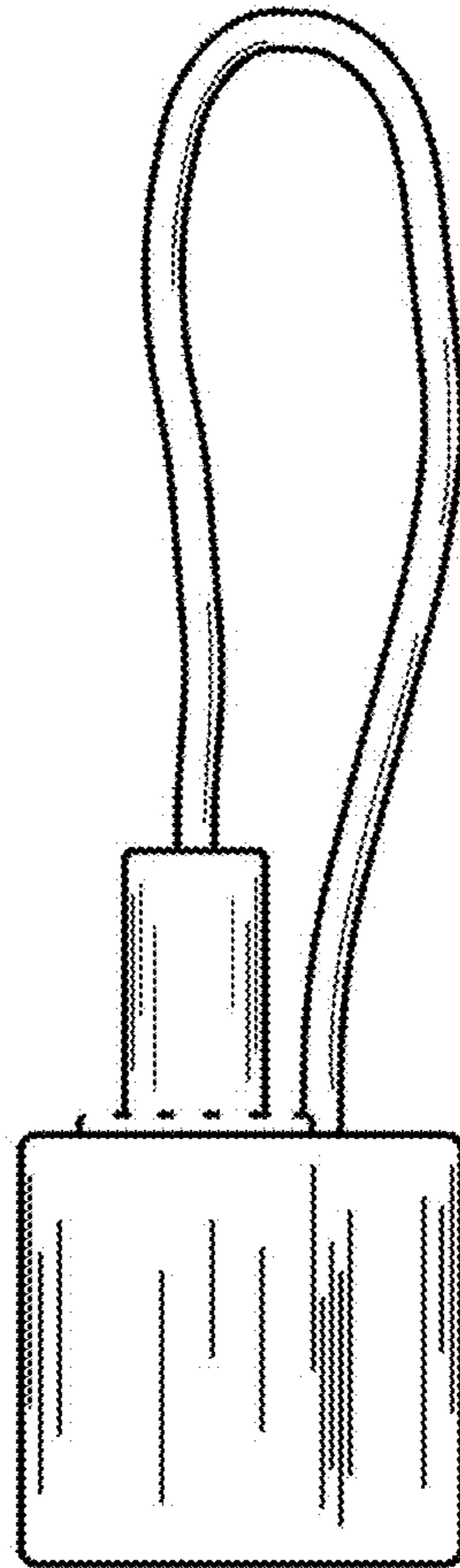


FIG. 13

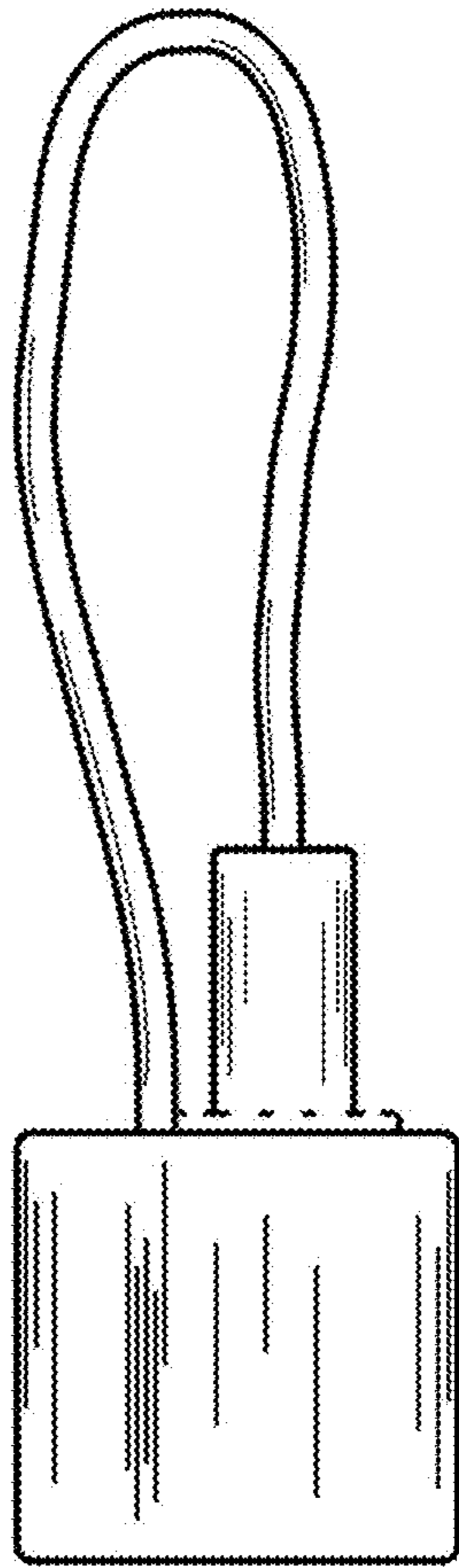


FIG. 14

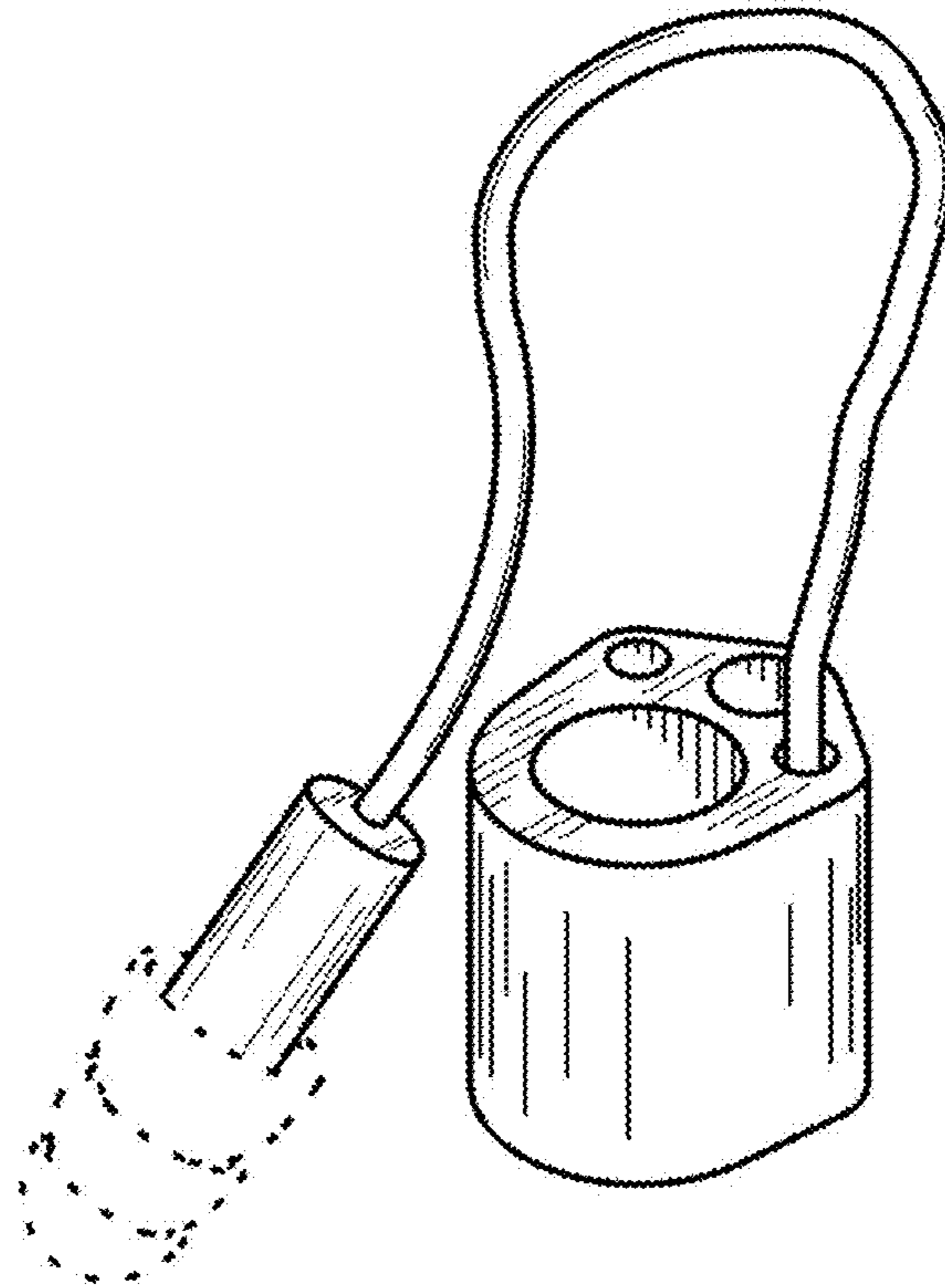


FIG. 15

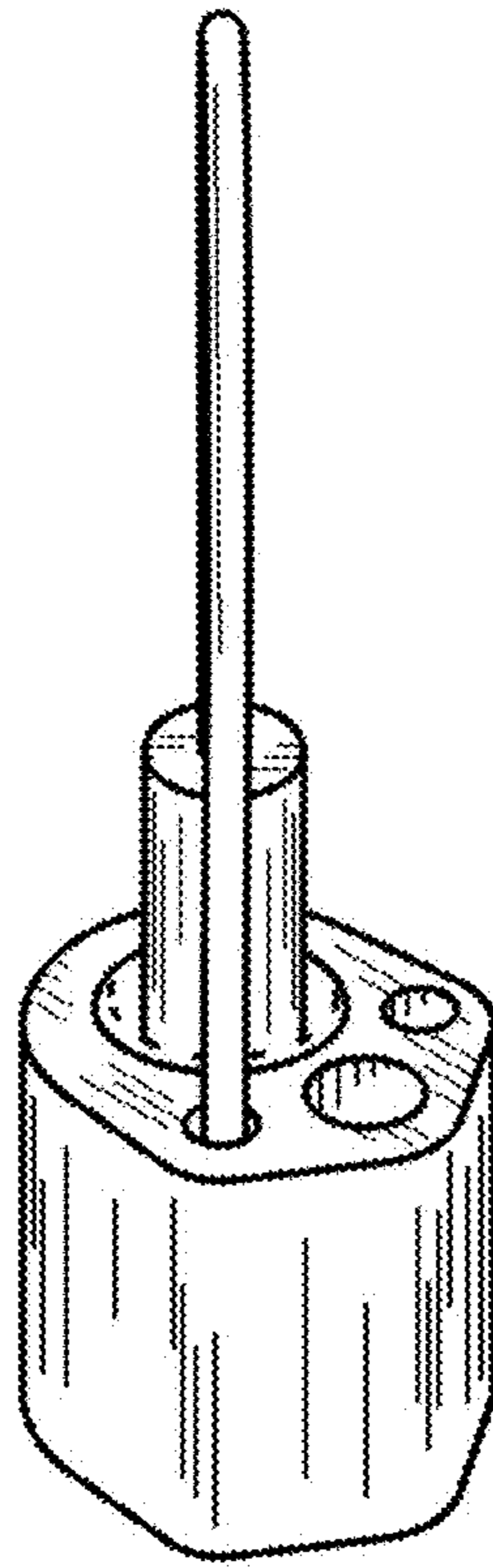


FIG. 16

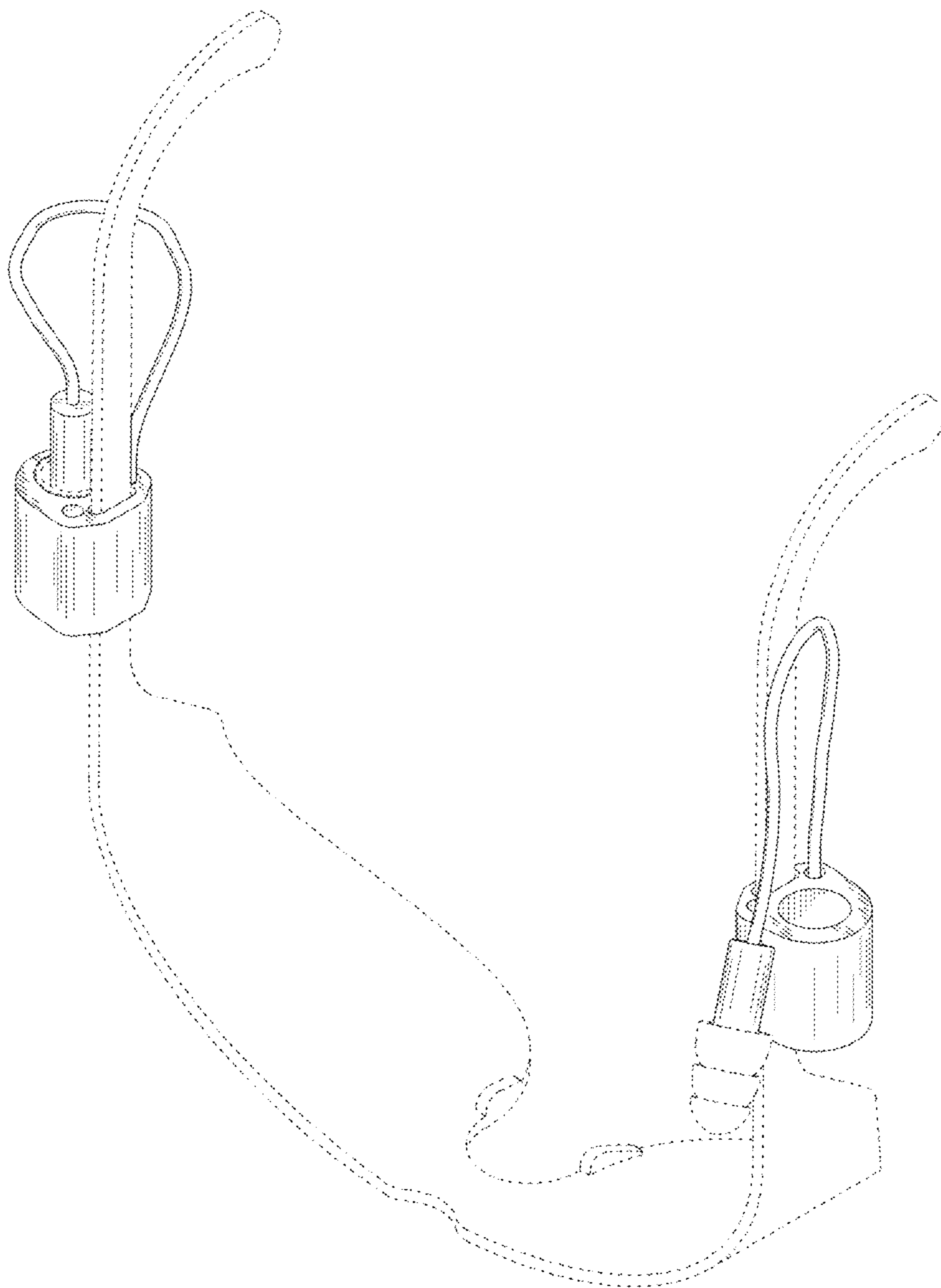


FIG. 17

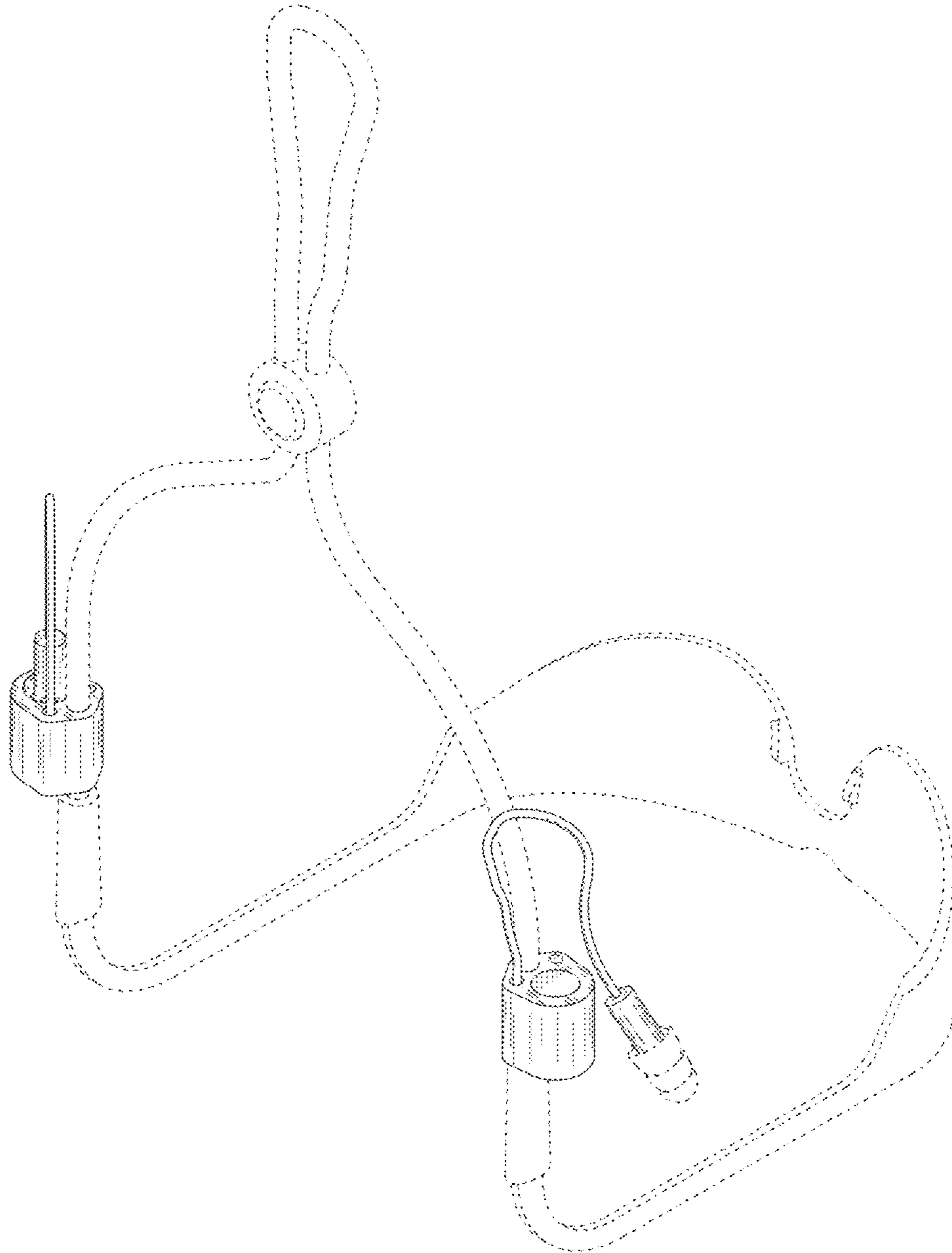


FIG. 18

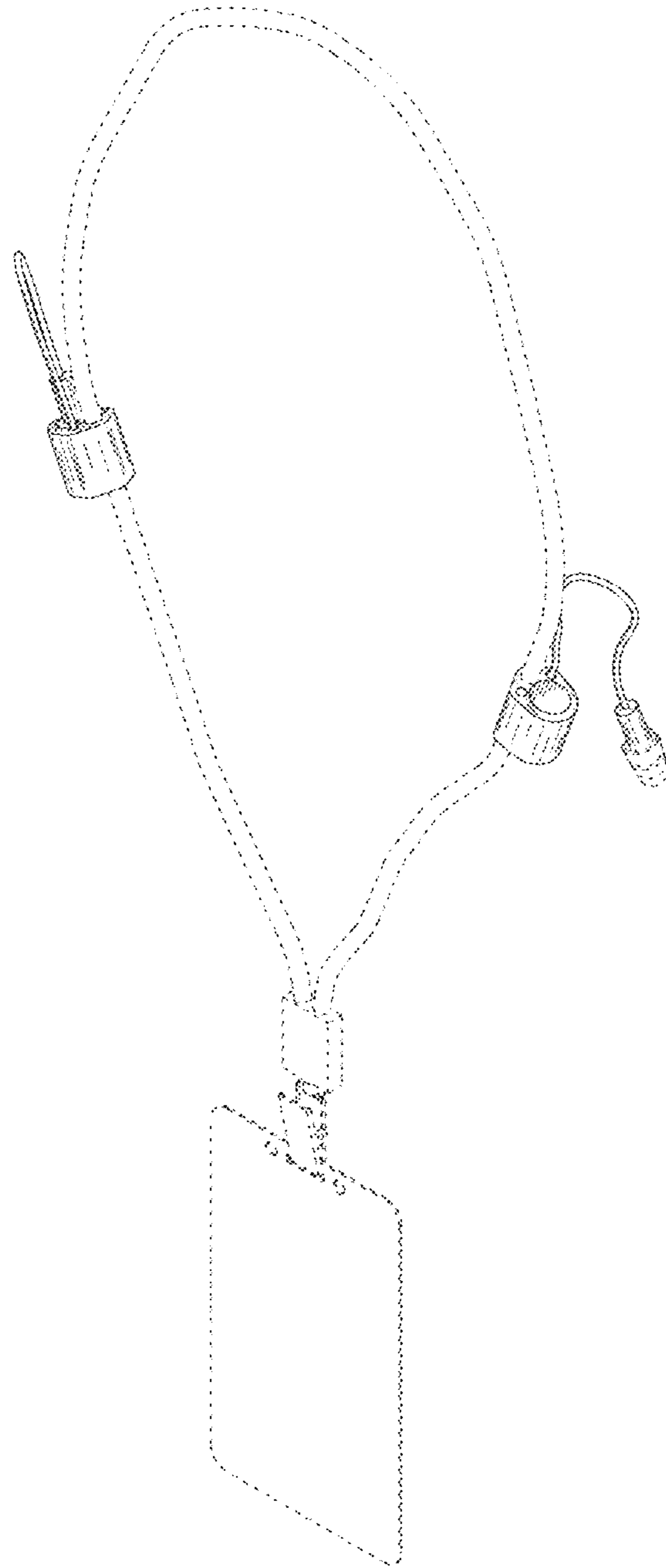


FIG. 19