



US00D818255S

(12) **United States Design Patent**  
**Choi**

(10) **Patent No.:** **US D818,255 S**

(45) **Date of Patent:** **\*\* May 22, 2018**

(54) **FOOTWEAR**

(71) Applicant: **J. Choo Limited**, London (GB)

(72) Inventor: **Sandra Choi**, London (GB)

(73) Assignee: **J. Choo Limited**, London (GB)

(\*\*) Term: **15 Years**

(21) Appl. No.: **29/584,559**

(22) Filed: **Nov. 15, 2016**

(51) **LOC (11) Cl.** ..... **02-99**

(52) **U.S. Cl.**

USPC ..... **D2/971**

(58) **Field of Classification Search**

USPC ..... D2/925-942, 969, 971; 36/1, 83,  
36/8.1-8.3, 9 R, 45-58, 104, 108, 76 R

CPC ..... A43B 21/00; A43B 21/02; A43B 21/06;  
A43B 9/14; A43B 1/0045; A43B 13/10;  
A43B 13/12; A43B 23/06; A43B 23/07;  
A43B 1/0036; A43B 5/12

See application file for complete search history.

(56) **References Cited**

**U.S. PATENT DOCUMENTS**

D92,594 S	6/1934	Elkin
D97,609 S	11/1935	Levin
D628,789 S	12/2010	Guers-Neyraud
D650,564 S	12/2011	Choi
D710,075 S	8/2014	Choi et al.

**OTHER PUBLICATIONS**

Design U.S. Appl. No. 29/584,556, filed Nov. 15, 2016; First named inventor S. Choi.

*Primary Examiner* — Dominic V Simone

(74) *Attorney, Agent, or Firm* — Fross Zelnick Lehrman & Zissu, P.C.; Lawrence E. Apolzon, Esq.

(57) **CLAIM**

The ornamental design for footwear, as shown and described.

**DESCRIPTION**

FIG. 1 is a front perspective view of a footwear showing my new design;

FIG. 2 is a left side view of the footwear shown in FIG. 1;

FIG. 3 is a right side view of the footwear shown in FIG. 1;

FIG. 4 is a front view of the footwear shown in FIG. 1;

FIG. 5 is a rear view of the footwear shown in FIG. 1;

FIG. 6 is a top view of the footwear shown in FIG. 1;

FIG. 7 is a front perspective view of an alternate embodiment of the footwear shown in FIG. 1;

FIG. 8 is a left side view thereof;

FIG. 9 is a right side view thereof;

FIG. 10 is a front view thereof;

FIG. 11 is a rear view thereof; and,

FIG. 12 is a top view thereof.

The broken line showing of the heel, portions of the footbed, portions of the straps, portions of the upper, buckle, and buckle holes in the drawings shows unclaimed subject matter,

The APPENDIX, comprised of pages A-G, and incorporated as part of the disclosure of this application, shows additional photos of the above referenced design.

**1 Claim, 12 Drawing Sheets**

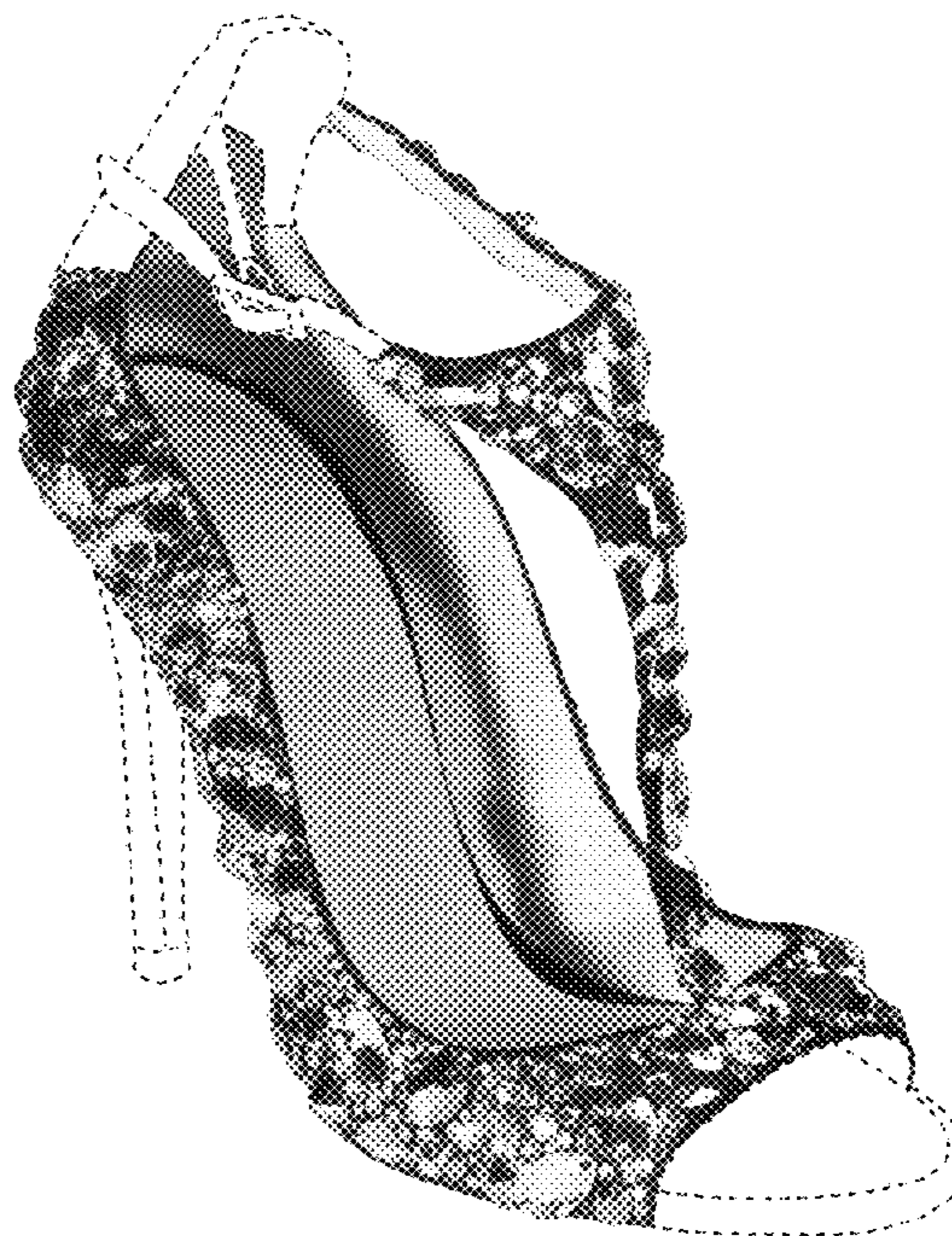




FIG. 1



FIG. 2



FIG. 3




FIG. 4




FIG. 5

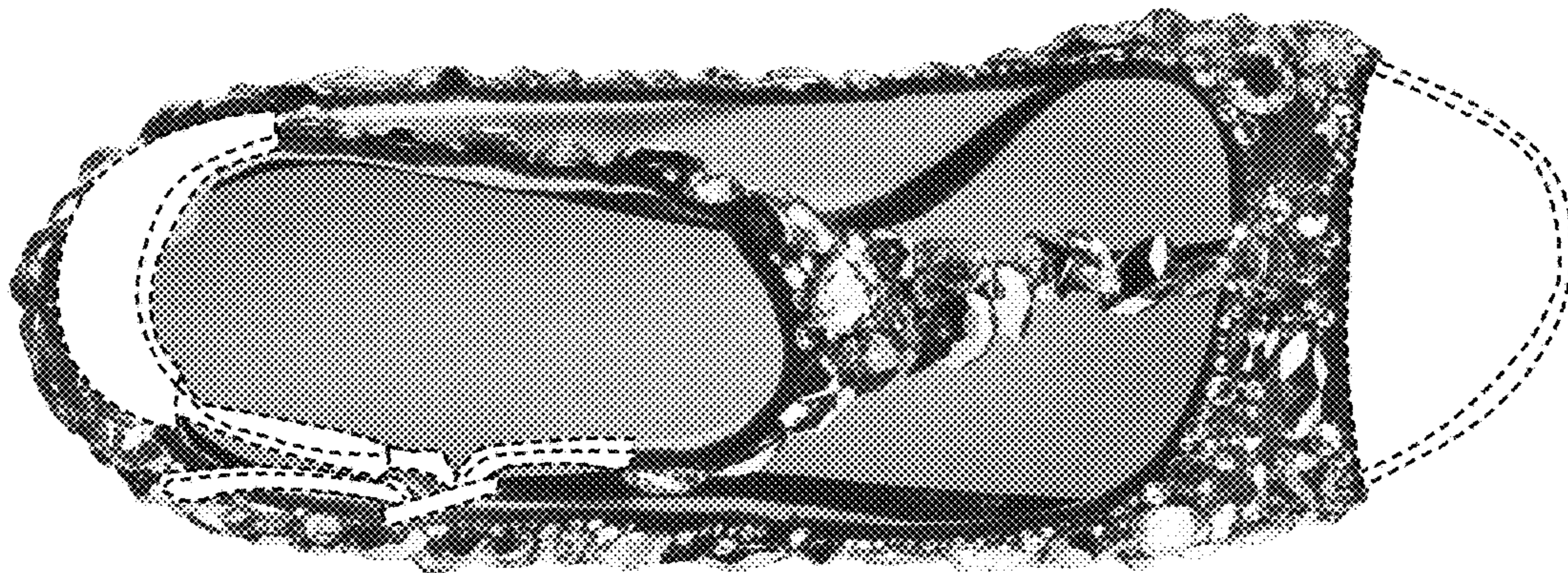


FIG. 6



FIG. 7





FIG. 8



FIG. 9

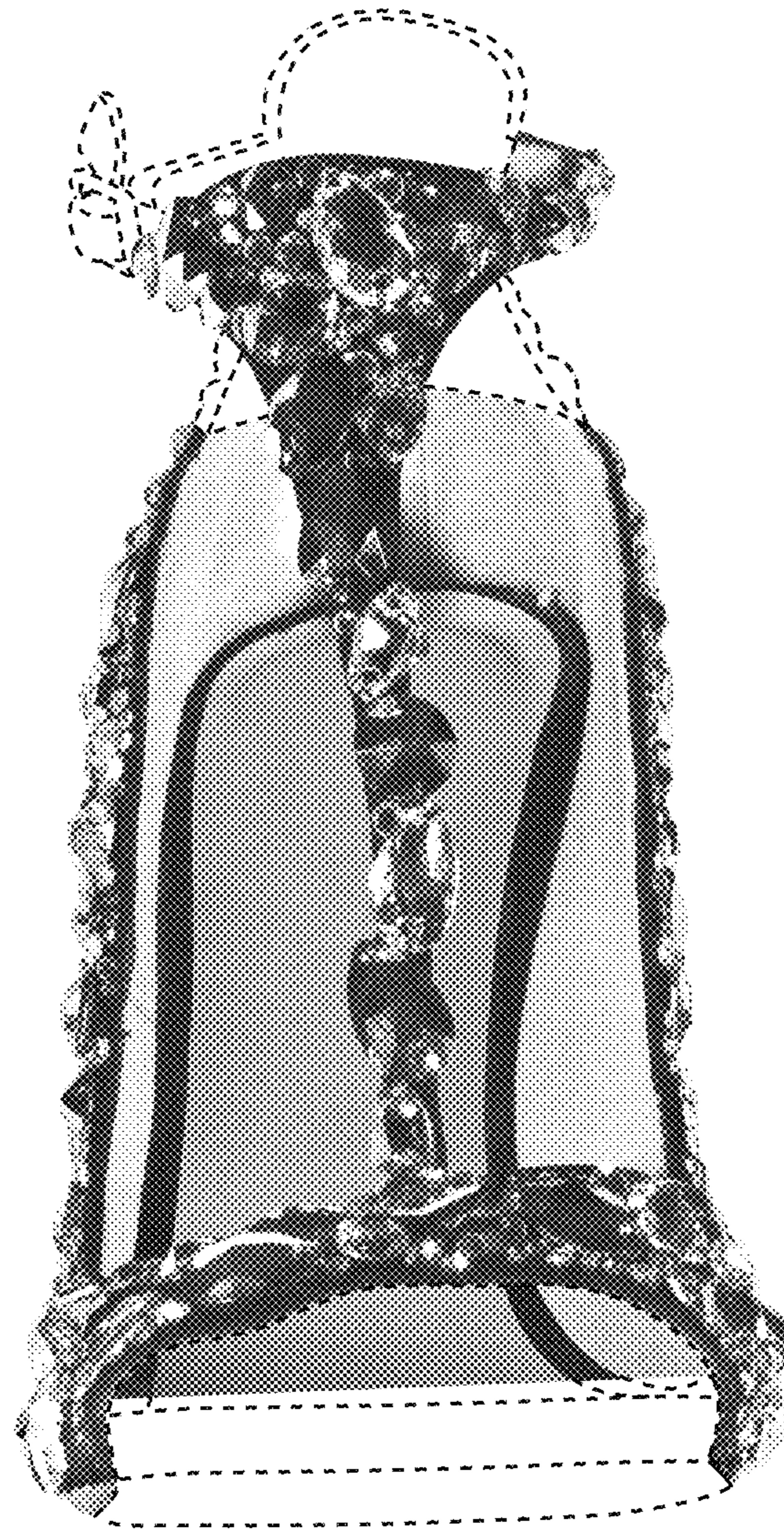


FIG. 10



FIG. 11

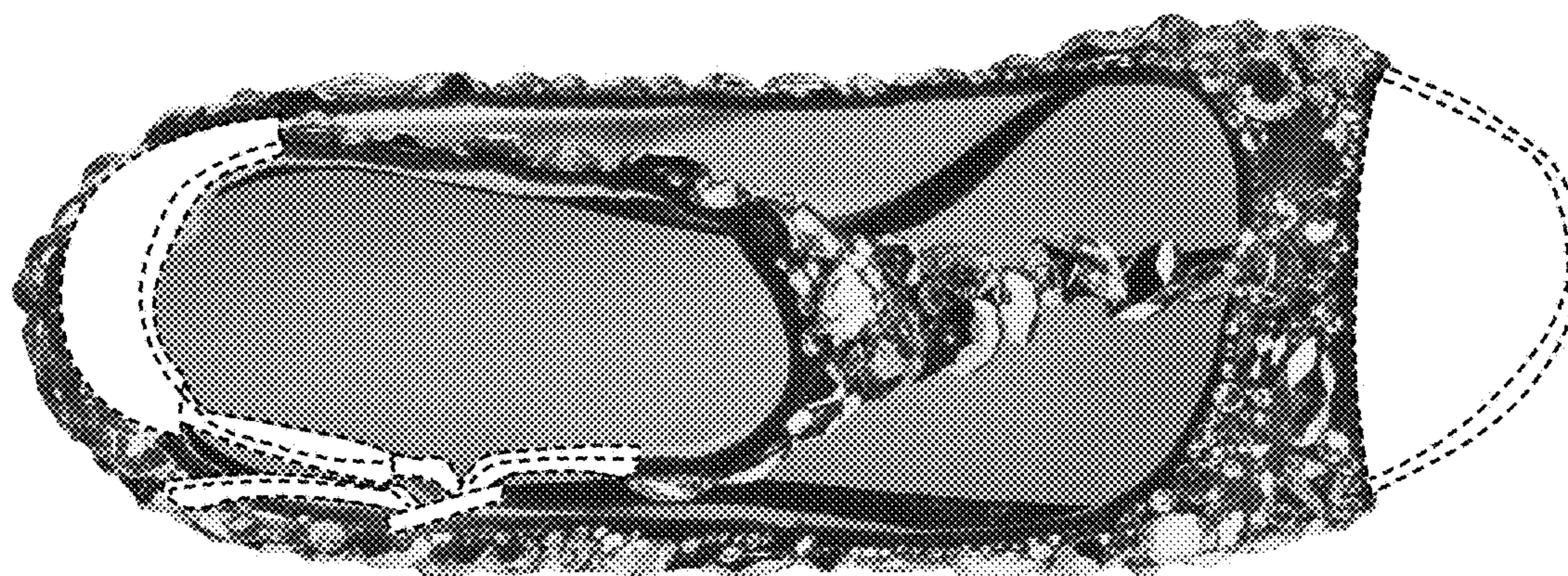


FIG. 12