



US00D818218S

(12) **United States Design Patent** (10) **Patent No.:** **US D818,218 S**
Liu et al. (45) **Date of Patent:** **** May 15, 2018**

(54) **WASHING MACHINE**

(71) Applicant: **WUXI LITTLE SWAN CO., LTD.**,
Wuxi (CN)

(72) Inventors: **Jianwei Liu**, Wuxi (CN); **Jun Fan**,
Wuxi (CN)

(73) Assignee: **WUXI LITTLE SWAN CO., LTD.**,
Wuxi (CN)

(**) Term: **15 Years**

(21) Appl. No.: **29/599,126**

(22) Filed: **Mar. 31, 2017**

(30) **Foreign Application Priority Data**

Oct. 25, 2016 (CN) 2016 3 0522055

(51) **LOC (11) Cl.** **15-05**

(52) **U.S. Cl.**
USPC **D32/6**

(58) **Field of Classification Search**
USPC D32/1, 5, 6, 8, 12, 25, 28, 29
CPC D06F 33/02; D06F 39/02; D06F 2204/065;
D06F 25/00; D06F 35/006; D06F 58/00;
D06F 58/02; D06F 58/04; D06F 58/20;
D06F 23/04; D06F 39/12; D06F 39/022;
G05B 19/042

See application file for complete search history.

(56) **References Cited**

U.S. PATENT DOCUMENTS

D583,114 S * 12/2008 Jeon D32/8
D699,906 S * 2/2014 Choi D32/25
D700,410 S * 2/2014 Hwang D32/25

D701,656 S * 3/2014 Choi D32/6
D730,597 S * 5/2015 Jeon D32/8
D739,096 S * 9/2015 Qin D32/6
D754,937 S * 4/2016 Kim D32/8
D760,968 S * 7/2016 Choi D32/8
D761,503 S * 7/2016 Choi D32/6
D764,120 S * 8/2016 Choi D32/6
D772,506 S * 11/2016 Bixby D32/25
D775,437 S * 12/2016 Yoon D32/6
D775,438 S * 12/2016 Kang D32/6
D778,010 S * 1/2017 Choi D32/8
D783,213 S * 4/2017 Jeon D32/6
D783,214 S * 4/2017 Jeon D32/6
D795,511 S * 8/2017 Jeon D32/6
2006/0288608 A1 * 12/2006 Carow D06F 58/04
34/604

* cited by examiner

Primary Examiner — Michael A. Pratt

Assistant Examiner — Michelle E Wilson

(74) *Attorney, Agent, or Firm* — Hodgson Russ LLP

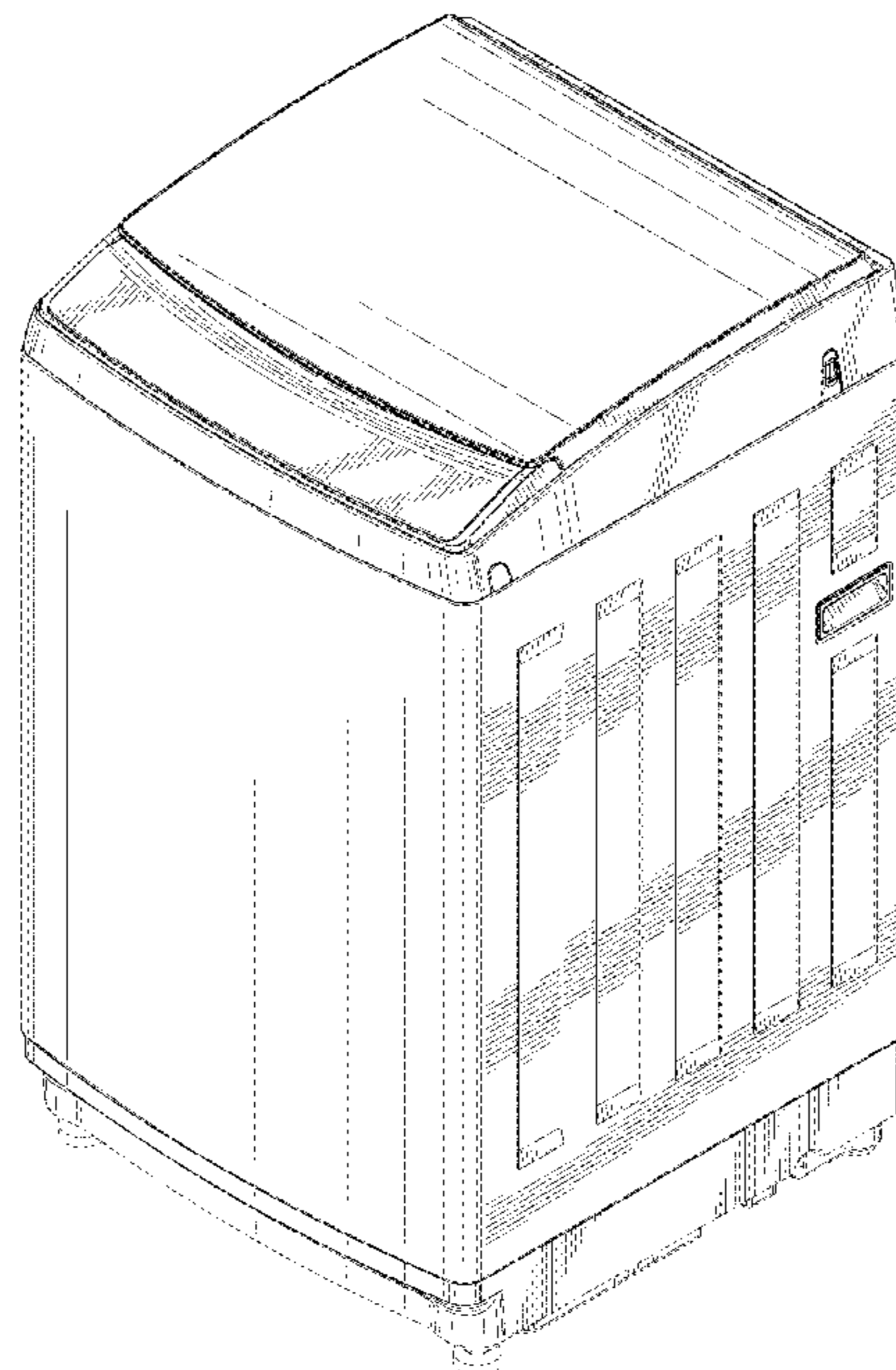
(57) **CLAIM**

The ornamental design for a washing machine, as shown and described.

DESCRIPTION

FIG. 1 is a perspective view of a washing machine;
FIG. 2 is a front elevation view thereof;
FIG. 3 is a rear elevation view thereof;
FIG. 4 is a left side elevation view thereof;
FIG. 5 is a right side view thereof;
FIG. 6 is a top plan view thereof; and,
FIG. 7 is a bottom plan view thereof.
The broken lines represent unclaimed features that form no part of the claimed design.

1 Claim, 7 Drawing Sheets



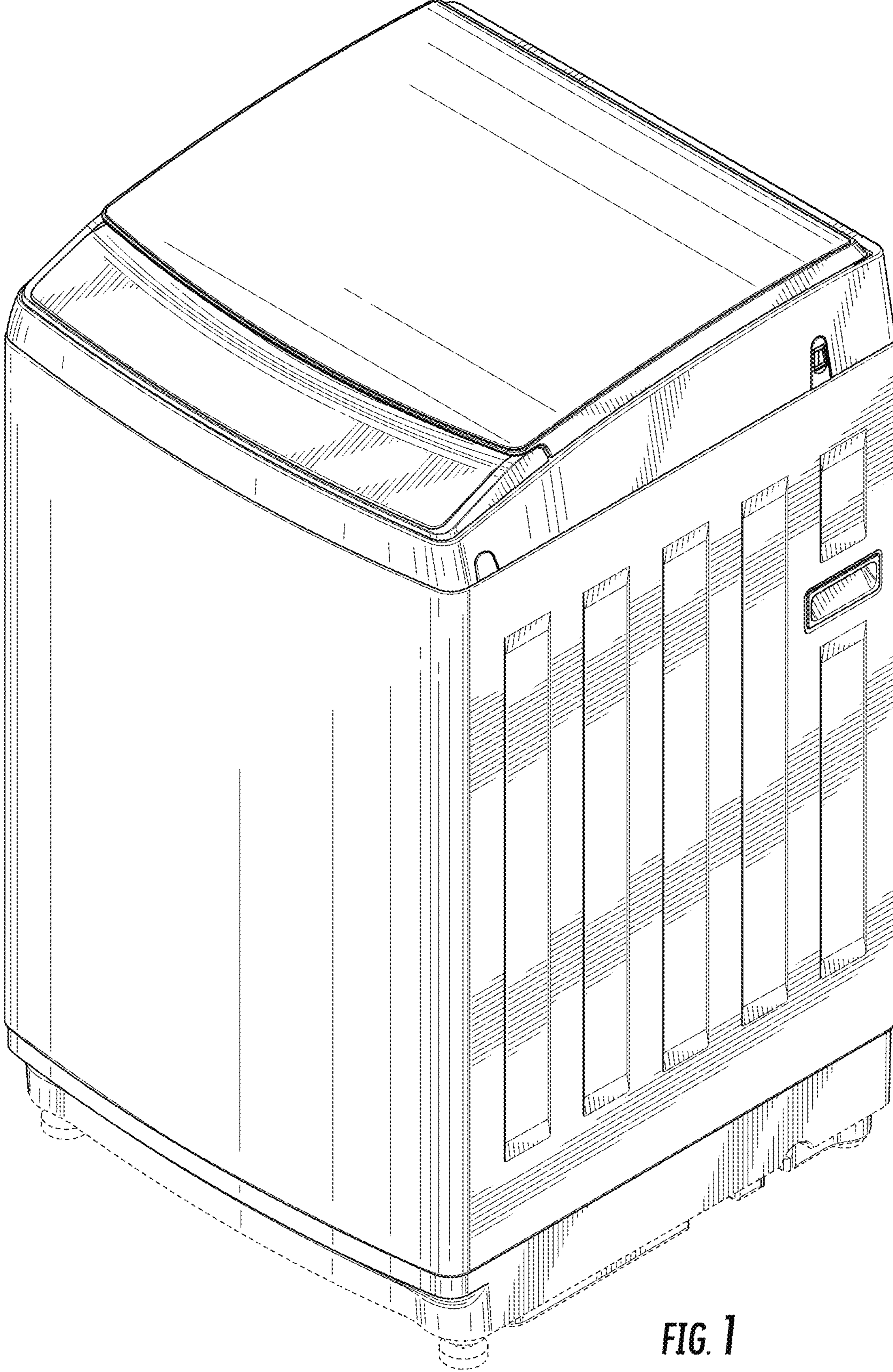


FIG. 1




FIG. 2

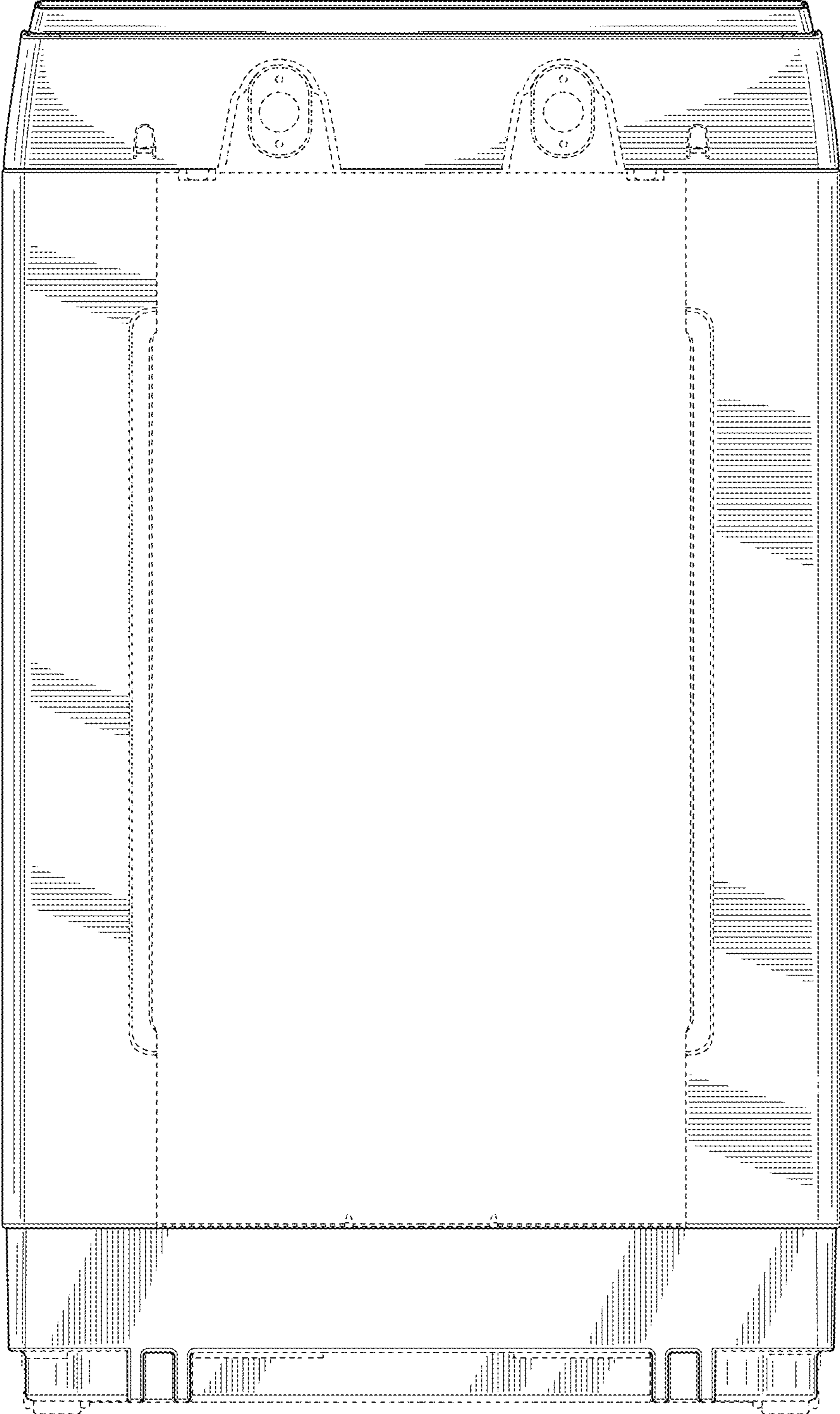


FIG. 3




FIG. 4




FIG. 5




FIG. 6

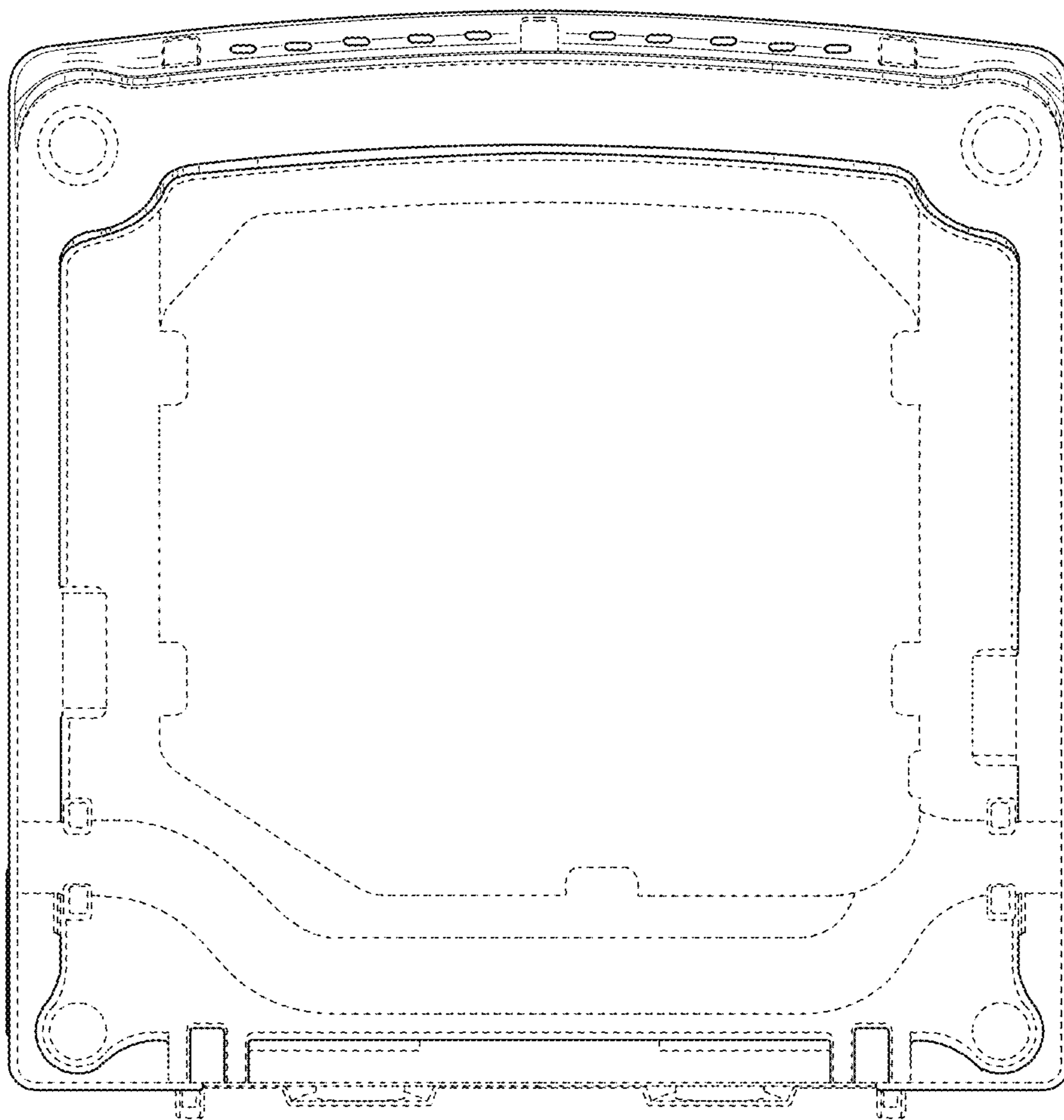


FIG. 7