



US00D818212S

(12) **United States Design Patent** (10) **Patent No.:** **US D818,212 S**  
**Pater et al.** (45) **Date of Patent:** **\*\* May 15, 2018**

(54) **DOG CHEW TOY**  
(71) Applicant: **Paragon Pet Products Europe B.V.**,  
Veendam (NL)  
(72) Inventors: **Willem Theodoor Martinus Pater**,  
Veendam (NL); **JanJaap Freije**,  
Veendam (NL)  
(73) Assignee: **Paragon Pet Products Europe B.V.**,  
Veendam (NL)

D638,606 S \* 5/2011 Freije ..... D1/106  
D677,441 S \* 3/2013 Renforth ..... D30/160  
D688,012 S \* 8/2013 Canello ..... D21/599  
D694,964 S \* 12/2013 Axelrod ..... D30/160  
D702,405 S \* 4/2014 Yerton ..... D1/106  
D717,016 S \* 11/2014 Osenga ..... D1/199  
D740,518 S \* 10/2015 Axelrod ..... D1/106  
D762,042 S \* 7/2016 Osenga ..... D1/106  
9,737,053 B2 \* 8/2017 Barnvos ..... A01K 15/026

(\*\*) Term: **15 Years**

(21) Appl. No.: **29/562,542**

(22) Filed: **Apr. 26, 2016**

(30) **Foreign Application Priority Data**

Apr. 7, 2016 (EP) ..... 003059518

(51) **LOC (11) Cl.** ..... **30-99**

(52) **U.S. Cl.**  
USPC ..... **D30/160; D1/125**

(58) **Field of Classification Search**  
USPC ..... D1/106-109, 125, 199; D30/119, 121,  
D30/122, 160, 199

CPC ..... A01K 15/025; A01K 15/026  
See application file for complete search history.

(56) **References Cited**

**U.S. PATENT DOCUMENTS**

D531,365 S \* 10/2006 Axelrod ..... D30/160  
D534,694 S \* 1/2007 Pozzoni ..... D30/160  
D578,726 S \* 10/2008 Edwards ..... D1/109  
D584,476 S \* 1/2009 Caudill ..... D1/125  
D584,477 S \* 1/2009 Caudill ..... D1/125  
D590,127 S \* 4/2009 Caudill ..... D1/125  
D635,326 S \* 4/2011 Freije ..... D1/106

**FOREIGN PATENT DOCUMENTS**

EM 000173513-0001 \* 7/2004

**OTHER PUBLICATIONS**

<https://www.whimzees.com/> uploaded Jul. 2017 (Year: 2017).\*

\* cited by examiner

*Primary Examiner* — Susan Bennett Hattan  
*Assistant Examiner* — Leanne Was-Englehart  
(74) *Attorney, Agent, or Firm* — McNeese Wallace &  
Nurick LLC

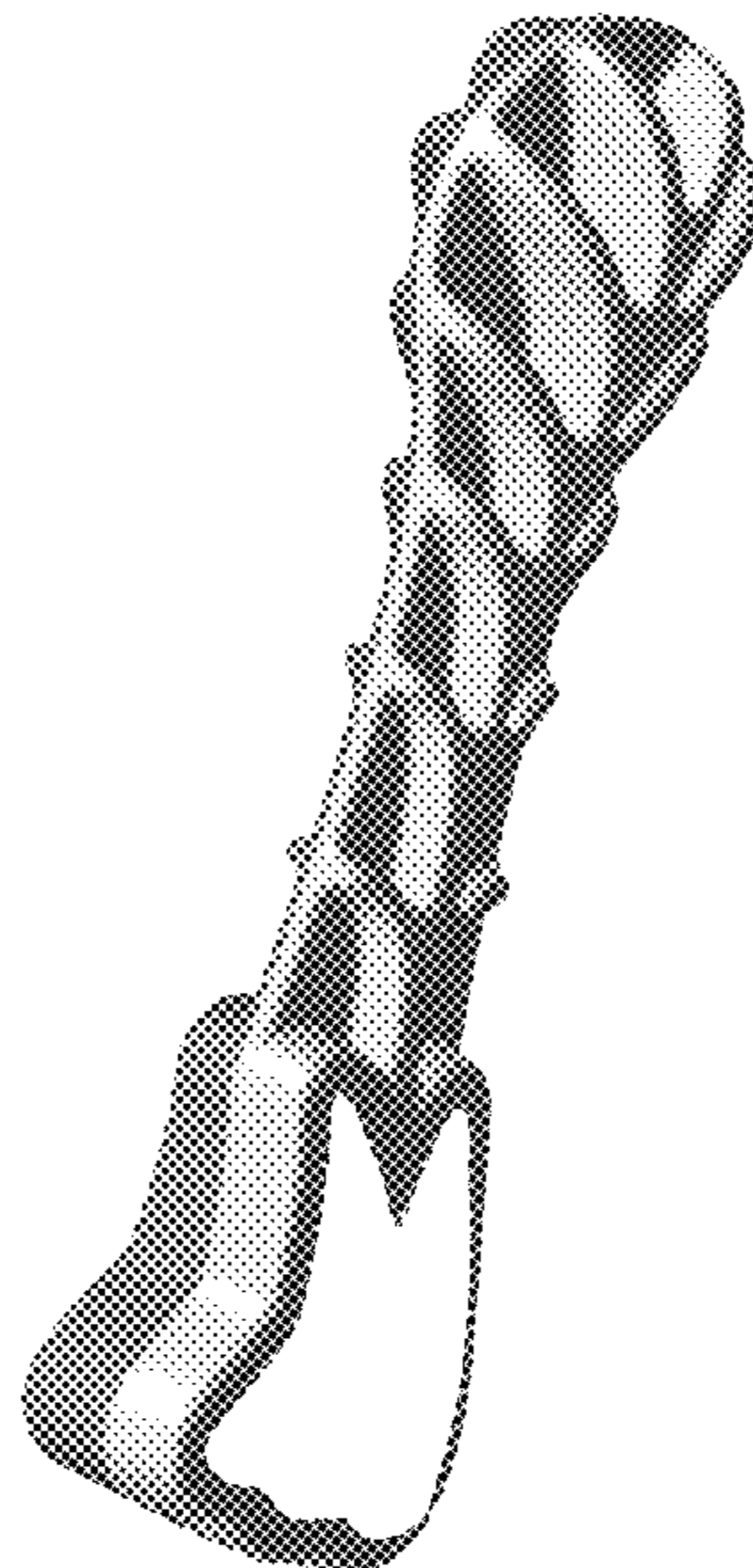
(57) **CLAIM**

The ornamental design for a dog chew toy, as shown and described.

**DESCRIPTION**

FIG. 1 is a perspective view showing our new design;  
FIG. 2 is an enlarged rear elevational view thereof;  
FIG. 3 is a top elevational view thereof;  
FIG. 4 is a bottom elevational view thereof;  
FIG. 5 is a side elevational view thereof; and,  
FIG. 6 is an enlarged front elevational view thereof.  
The broken lines in the drawings depict portions of the dog  
chew toy that form no part of the claimed design.

**1 Claim, 6 Drawing Sheets**



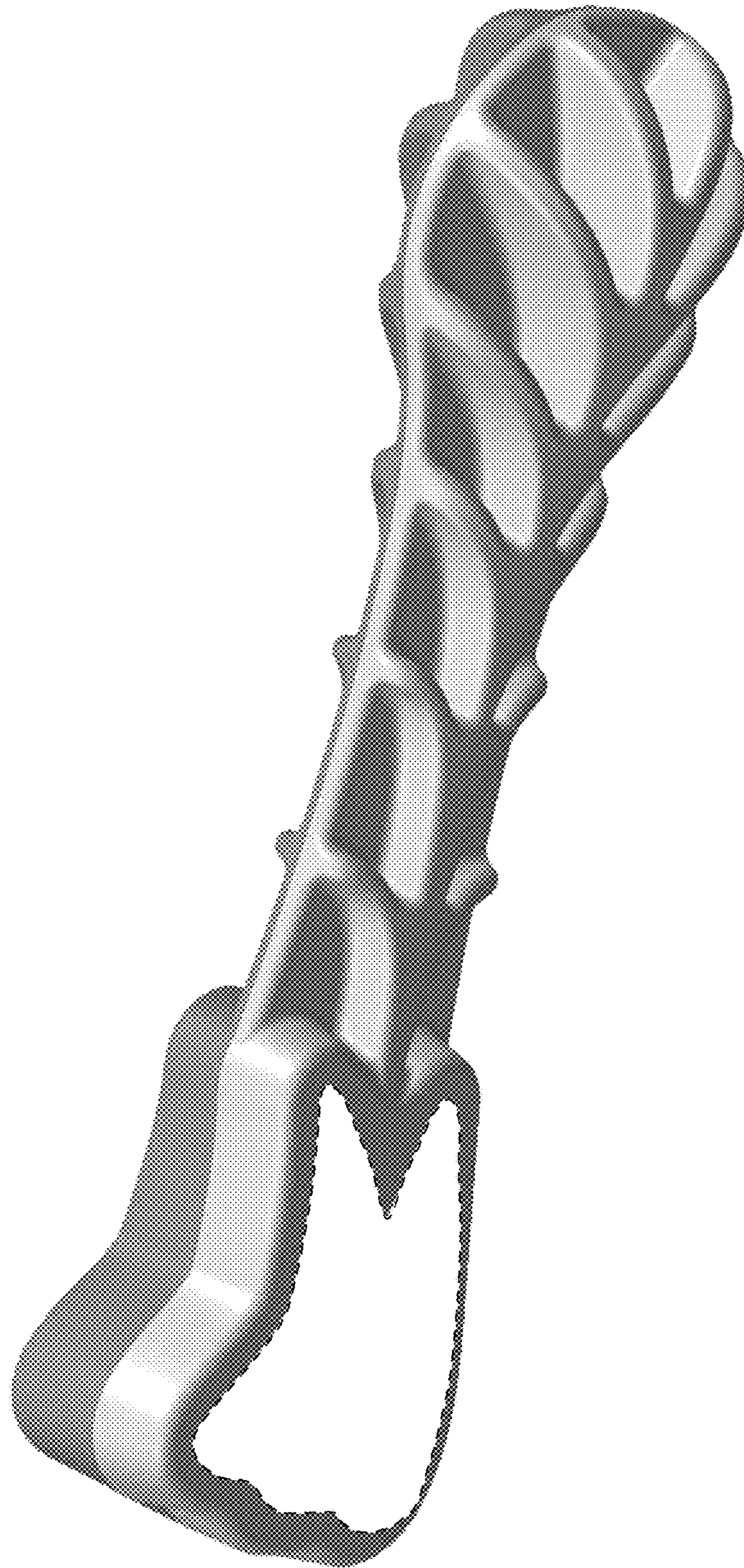


FIG. 1



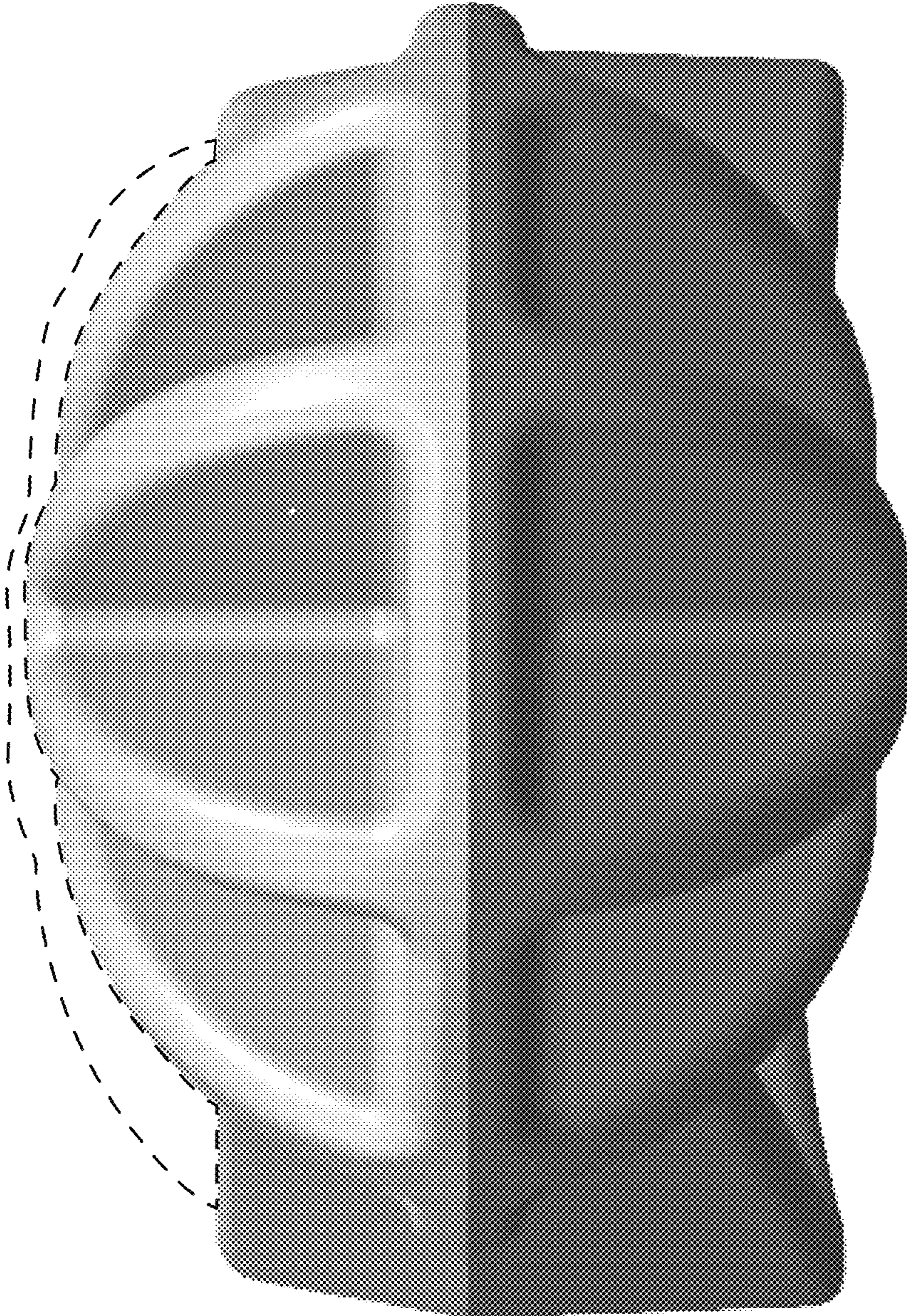


FIG. 2



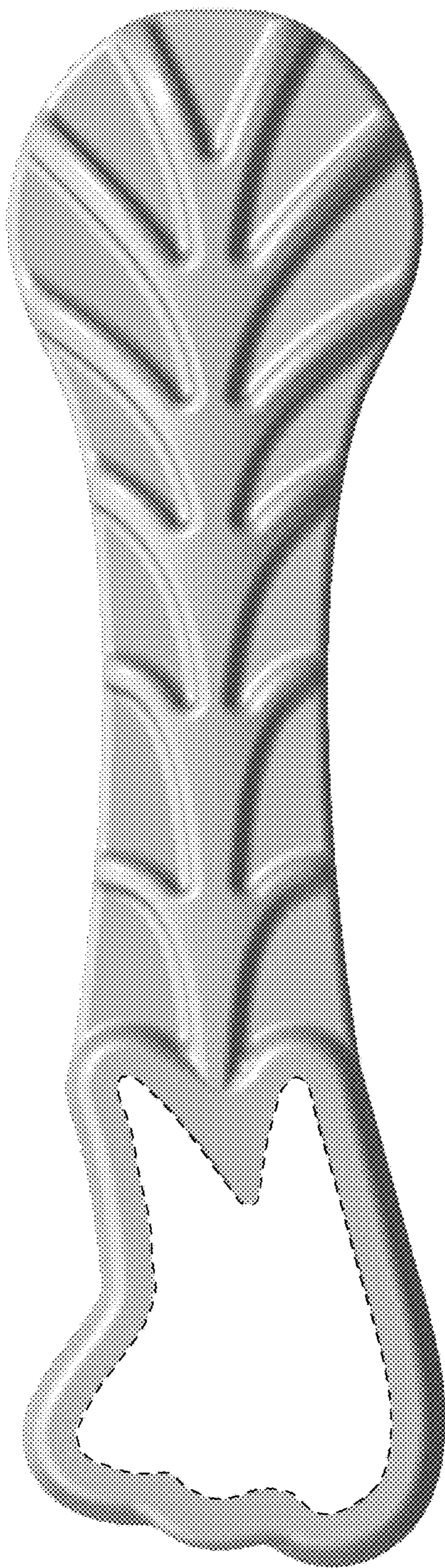


FIG. 3



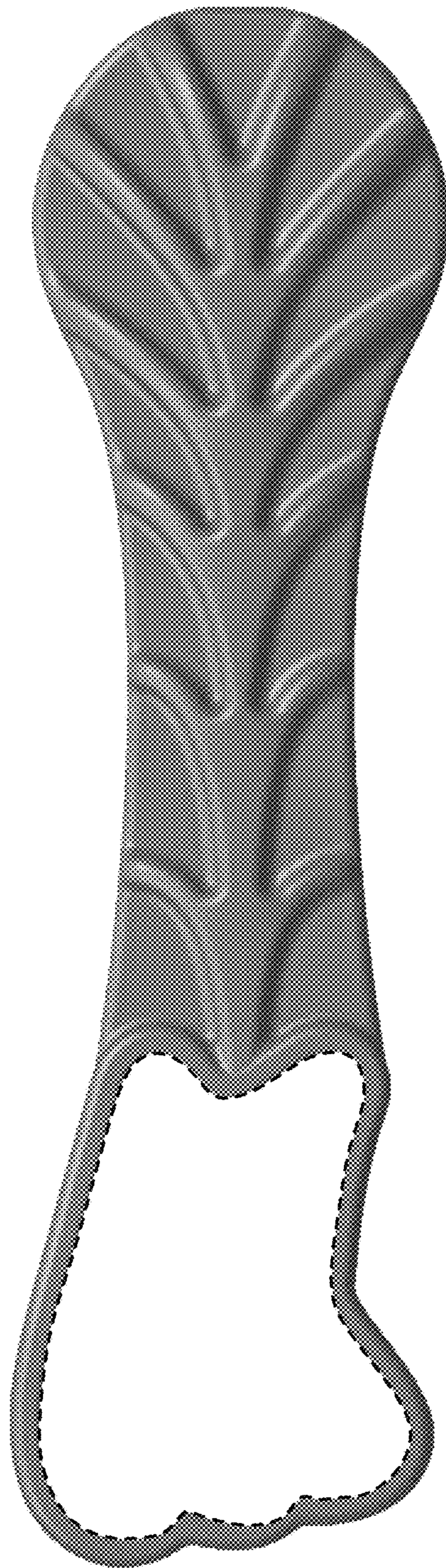


FIG. 4

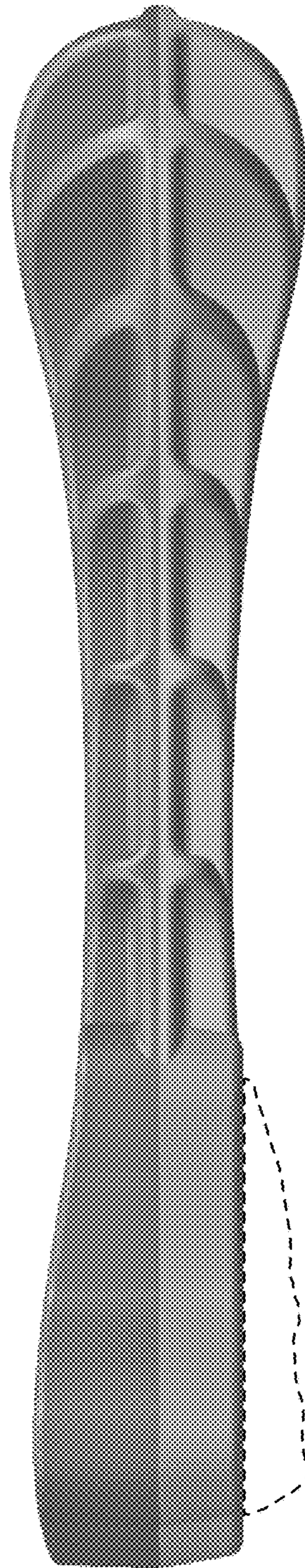


FIG. 5



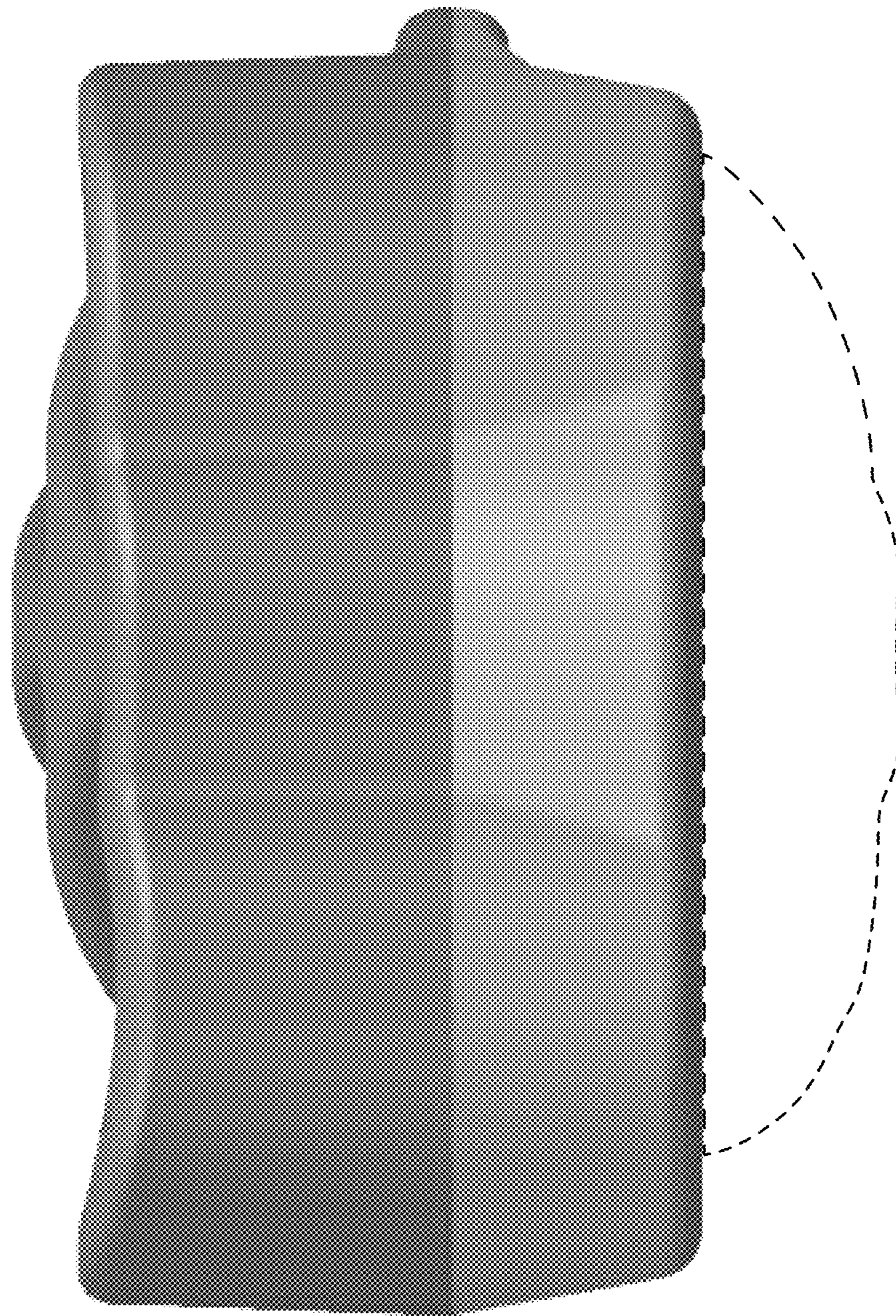


FIG. 6