



US00D818191S

(12) **United States Design Patent** (10) **Patent No.:** **US D818,191 S**
Trzesniowski (45) **Date of Patent:** **** May 15, 2018**

(54) **EXTRUSION FOR AN LED-BASED LIGHTING APPARATUS**

(71) Applicant: **LEDsON Sp. ZOO, Sp.K.**, Blizne Laszczynskiego (PL)

(72) Inventor: **Slawomir Trzesniowski**, Warsaw (PL)

(**) Term: **15 Years**

(21) Appl. No.: **29/571,356**

(22) Filed: **Jul. 18, 2016**

(51) **LOC (11) Cl.** **26-05**

(52) **U.S. Cl.**
USPC **D26/138**

(58) **Field of Classification Search**
USPC D26/76, 78, 79, 80, 81, 82, 83, 85, 86, D26/88, 90, 113, 118, 119, 120, 121, 122, D26/138, 139, 140, 141, 142, 152
CPC F21S 2/00; F21S 4/00; F21S 4/003; F21S 4/005; F21S 4/006; F21S 4/007; F21S 4/008; F21S 6/00; F21S 8/00; F21S 8/024; F21S 8/026; F21S 8/031; F21S 8/033; F21S 8/035-8/037; F21S 8/04; F21S 8/043; F21S 8/063
See application file for complete search history.

(56) **References Cited**

U.S. PATENT DOCUMENTS

3,302,350	A *	2/1967	Brown	E04F 19/0436 174/101
D245,273	S *	8/1977	Pettersson	D25/119
D649,680	S	11/2011	Trzesniowski		
D649,681	S	11/2011	Trzesniowski		
D649,682	S	11/2011	Trzesniowski		
D649,683	S	11/2011	Trzesniowski		
D649,684	S	11/2011	Trzesniowski		
D649,685	S	11/2011	Trzesniowski		
D649,686	S	11/2011	Trzesniowski		
D649,687	S	11/2011	Trzesniowski		

D649,688	S	11/2011	Trzesniowski		
D649,689	S	11/2011	Trzesniowski		
D649,690	S	11/2011	Trzesniowski		
D649,691	S	11/2011	Trzesniowski		
D649,692	S	11/2011	Trzesniowski		
D649,693	S	11/2011	Trzesniowski		
D651,739	S	1/2012	Trzesniowski		
D652,568	S	1/2012	Trzesniowski		
D652,569	S	1/2012	Trzesniowski		
D652,985	S	1/2012	Trzesniowski		
D652,986	S	1/2012	Trzesniowski		
D698,076	S *	1/2014	Klus	D26/138
D733,353	S *	6/2015	Klus	D26/138
D757,993	S *	5/2016	Klus	D26/138

(Continued)

FOREIGN PATENT DOCUMENTS

EM	001908617-0001	8/2011
EM	001950759-0001	11/2011

(Continued)

Primary Examiner — George D. Kirschbaum
Assistant Examiner — Natasha Vujcic
(74) *Attorney, Agent, or Firm* — Zane Coleman

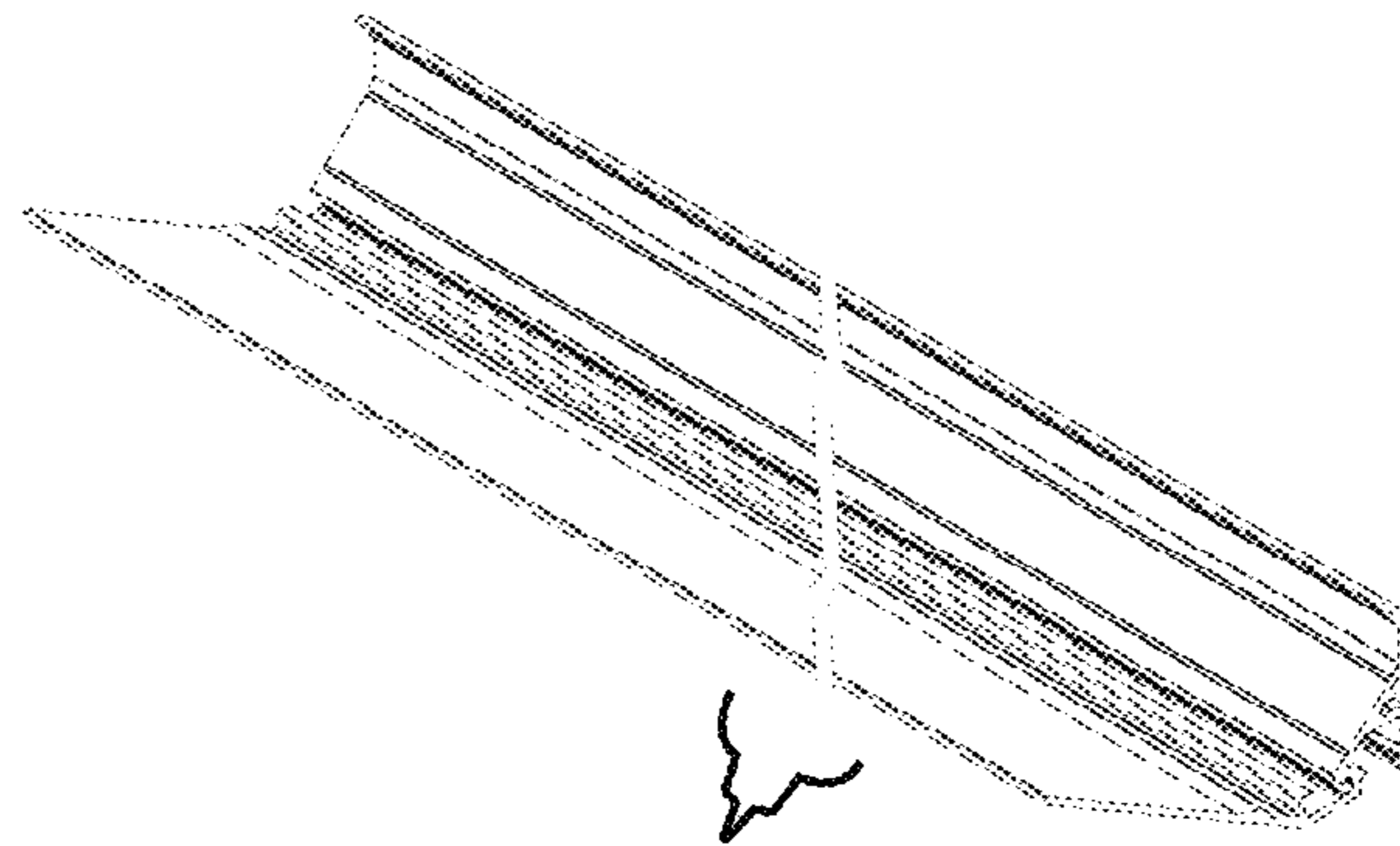

(57) **CLAIM**

The ornamental design for an extrusion for a LED-based lighting apparatus, as described and shown.

DESCRIPTION

FIG. 1 is a right side elevation view of an extrusion for LED-based lighting apparatus showing my new and original design; the left side elevation view being a mirror image thereof; and, FIG. 2 is back-left side perspective view thereof. The broken break lines and brackets shown in FIG. 2 indicates that the appearance of any portion of the extrusion for a LED-based lighting apparatus between the break lines forms no part of the claimed design.

1 Claim, 2 Drawing Sheets



(56)

References Cited

U.S. PATENT DOCUMENTS

D799,066	S	*	10/2017	Tremaine	D26/138
D806,937	S	*	1/2018	Klus	D26/138
D806,939	S	*	1/2018	Klus	D26/142
D807,570	S	*	1/2018	Klus	D26/138
D808,577	S	*	1/2018	Klus	D26/138
D808,579	S	*	1/2018	Klus	D26/138
D809,675	S	*	2/2018	Singh	D25/119

FOREIGN PATENT DOCUMENTS

EM	002014126-0001	3/2012
EM	002014126-0002	3/2012
EM	002049700-0001	5/2012
EM	002049700-0002	5/2012
EM	002049700-0003	5/2012
EM	002049700-0004	5/2012
EM	002049700-0005	5/2012
EM	002049700-0006	5/2012
EM	002502724-0001	7/2014
EM	002502724-0002	7/2014
EM	002502724-0003	7/2014
EM	002502724-0004	7/2014
EM	002502724-0005	7/2014
EM	002502724-0006	7/2014
EM	002579565-0001	11/2014
EM	002579565-0002	11/2014
EM	002579565-0003	11/2014
EM	002802140-0001	9/2015
EM	002802140-0002	9/2015
EM	002802140-0003	9/2015
EM	002802140-0004	9/2015
EM	002802140-0005	9/2015
EM	002802140-0006	9/2015

* cited by examiner

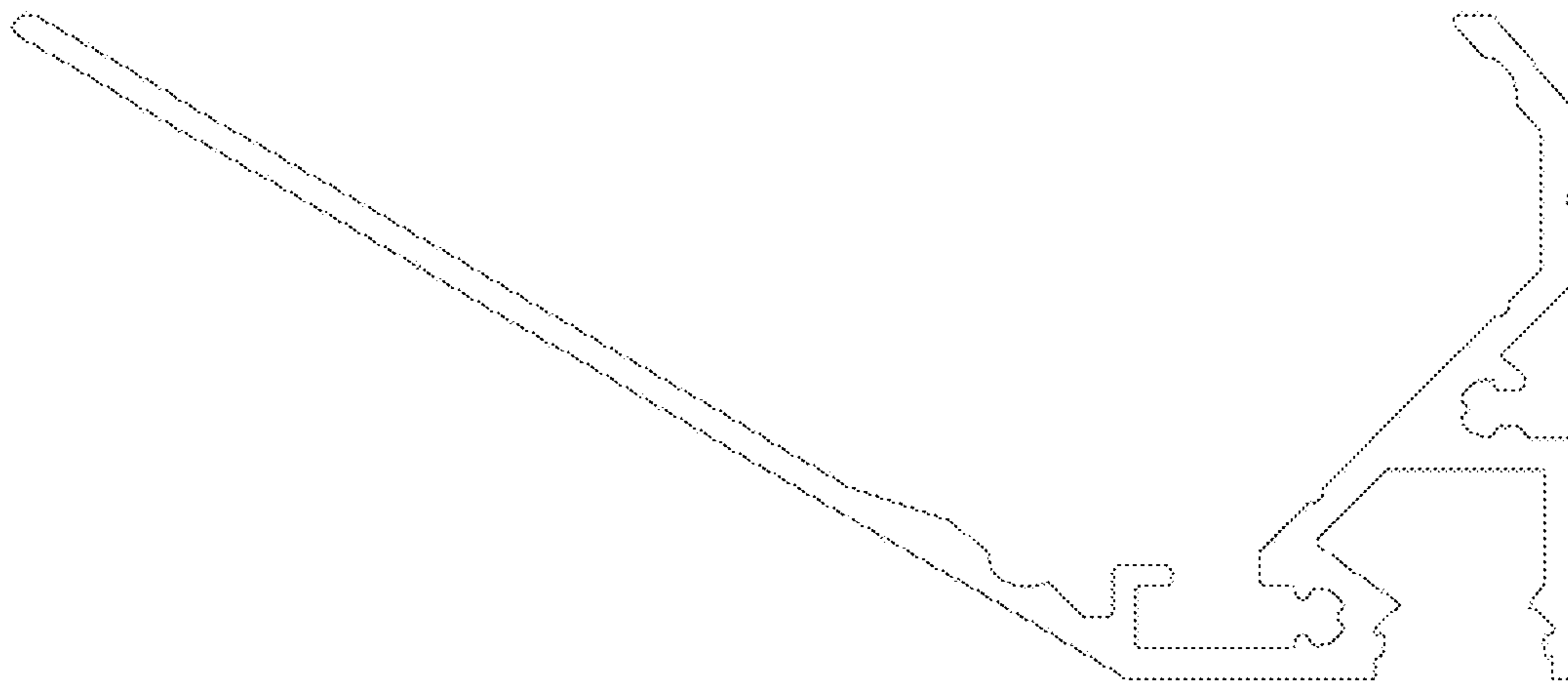


FIG. 1

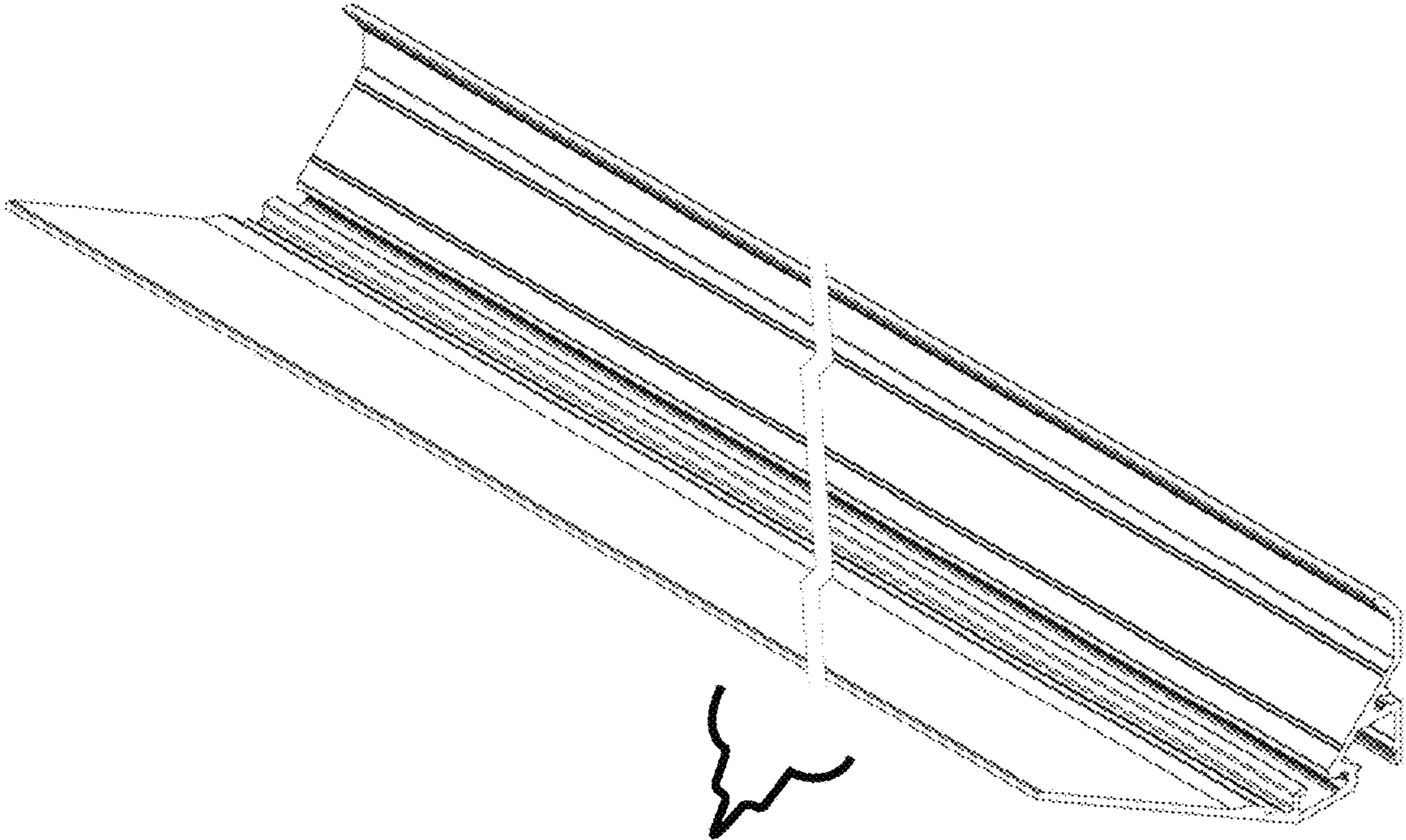


FIG. 2