



US00D818178S

(12) **United States Design Patent**
Dixon

(10) **Patent No.:** **US D818,178 S**

(45) **Date of Patent:** **** *May 15, 2018**

(54) **LIGHTING FIXTURE**

(71) Applicant: **TOM DIXON LIMITED**, London
(GB)

(72) Inventor: **Tom Dixon**, London (GB)

(73) Assignee: **TOM DIXON LIMITED**, London
(GB)

(*) Notice: This patent is subject to a terminal disclaimer.

(**) Term: **15 Years**

(21) Appl. No.: **29/568,031**

(22) Filed: **Jun. 15, 2016**

(30) **Foreign Application Priority Data**

Dec. 18, 2015 (EM) 002916106-0001

Dec. 18, 2015 (EM) 002916106-0002

(51) **LOC (11) Cl.** **26-03**

(52) **U.S. Cl.**
USPC **D26/88**

(58) **Field of Classification Search**

USPC D26/67, 70, 72, 82-86, 88-91, 118, 128,
D26/129, 132

CPC F21S 8/06; F21S 8/061; F21S 8/063; F21S
8/065; F21S 8/068; F21V 3/0418; F21V
3/0427; F21V 3/0436; F21V 3/0445;
F21V 21/008; F21V 21/104

See application file for complete search history.

(56) **References Cited**

U.S. PATENT DOCUMENTS

3,336,474 A * 8/1967 Leibl F21V 31/005
248/343

D218,474 S * 8/1970 Devine, Jr. D26/131

6,076,946 A * 6/2000 Brouillette, III F21V 15/01
362/183

D467,360 S * 12/2002 Wang D28/4

D481,157 S *	10/2003	Fickas	D26/128
D481,489 S *	10/2003	Cline	D26/128
D494,310 S *	8/2004	Cline	D26/128
D565,238 S *	3/2008	Lee	D26/128
D575,894 S *	8/2008	Lissoni	D26/128
D597,243 S *	7/2009	Trumble	D26/84
D628,740 S *	12/2010	Arbel	D26/128
D632,835 S *	2/2011	Arbel	D26/128
D679,851 S *	4/2013	Smith	D26/118
D709,637 S *	7/2014	Terzani	D26/83
D711,579 S *	8/2014	Watanabe	D26/138
D751,235 S *	3/2016	Sonneman	D26/88
D754,909 S *	4/2016	Toft Hansen	D26/88
D762,323 S *	7/2016	Arbel	D26/118
D766,491 S *	9/2016	Lee	D26/88
D775,757 S *	1/2017	Anastassiades	D26/88
D784,596 S *	4/2017	Toso	D26/130

(Continued)

OTHER PUBLICATIONS

Round Pendant light fixture found at modernlightinguniverse.com visited Jun. 16, 2009. (Year: 2009).*

(Continued)

Primary Examiner — Clare E Heflin

(74) *Attorney, Agent, or Firm* — Soroker Agmon
Nordman

(57) **CLAIM**

The ornamental design for a lighting fixture, as shown and described.

DESCRIPTION

FIG. 1 is a perspective view of the lighting fixture in my new design;

FIG. 2 is a front view of the lighting fixture thereof;

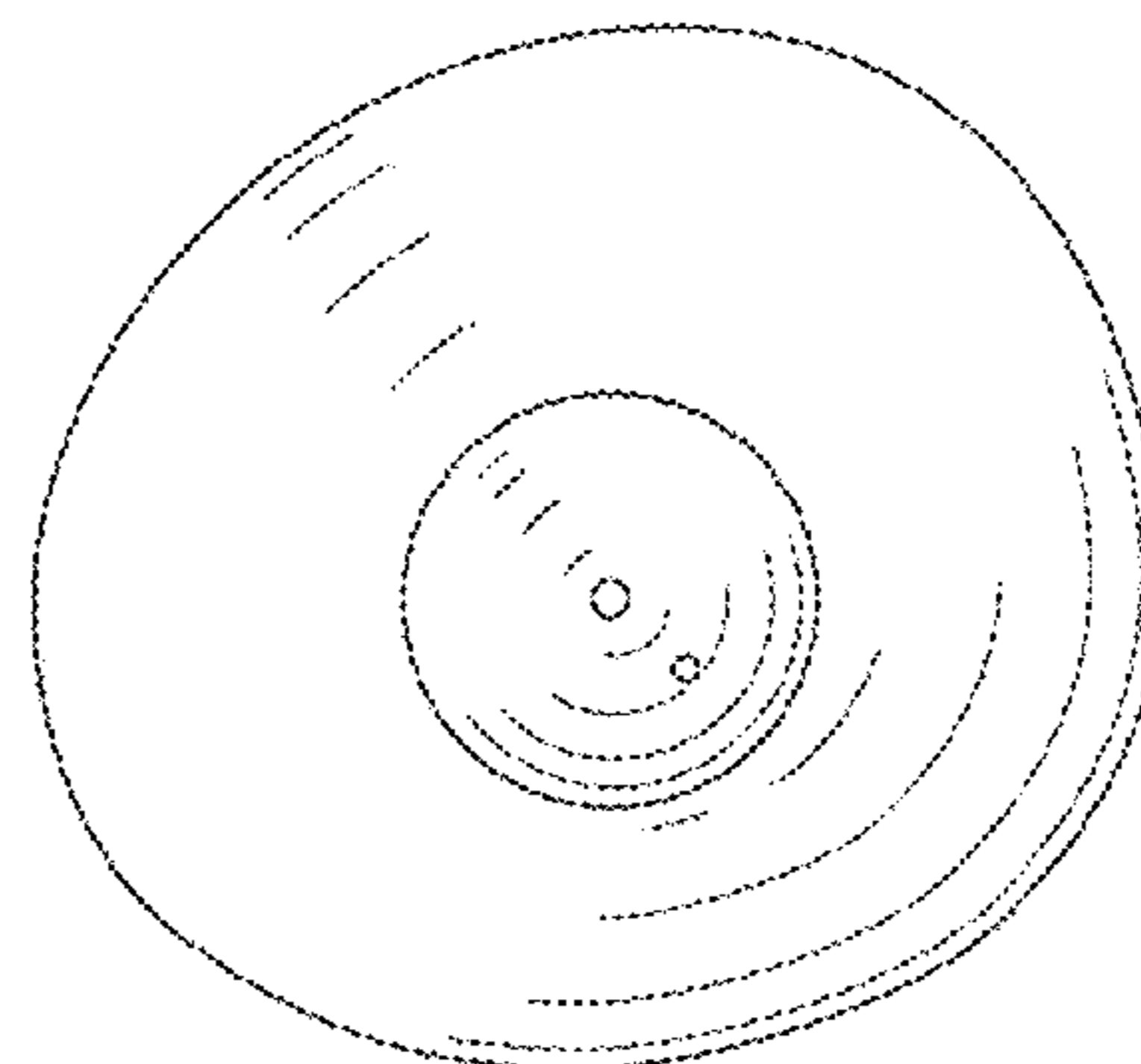
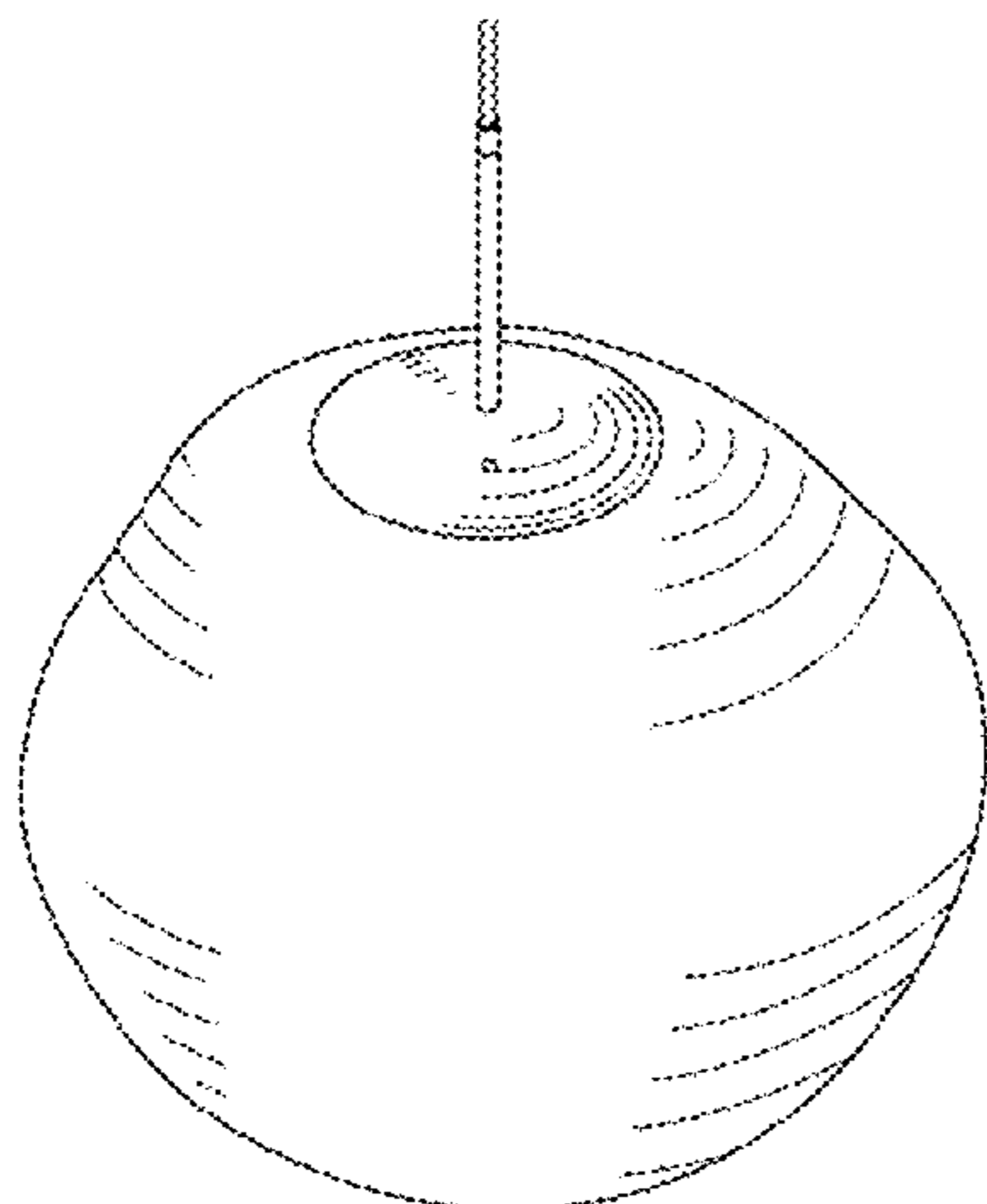
FIG. 3 is a right side view of the lighting fixture thereof;

FIG. 4 is a left side view of the lighting fixture thereof;

FIG. 5 is a top view of the lighting fixture thereof; and,

FIG. 6 is a bottom view of the lighting fixture thereof.

1 Claim, 3 Drawing Sheets



(56)

References Cited

U.S. PATENT DOCUMENTS

D786,482 S * 5/2017 Dixon D26/88
D792,007 S * 7/2017 Sonneman D26/88

OTHER PUBLICATIONS

“ORB” pendant light fixture on p. 74 of catalog from Design Research Ltd. © 2011. (2 pages, includes rear cover of catalog) (Year: 2011).*

* cited by examiner

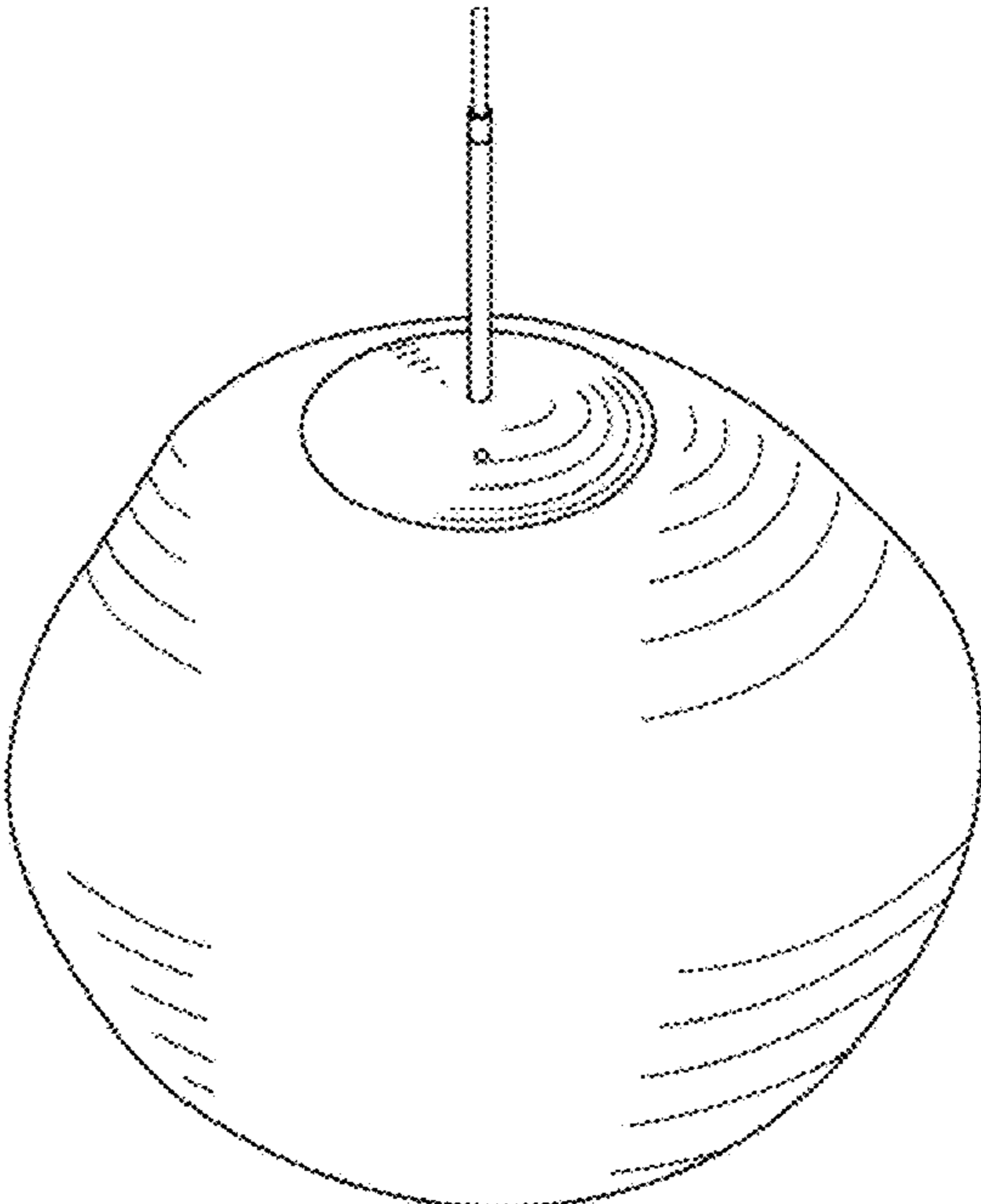


Fig. 1

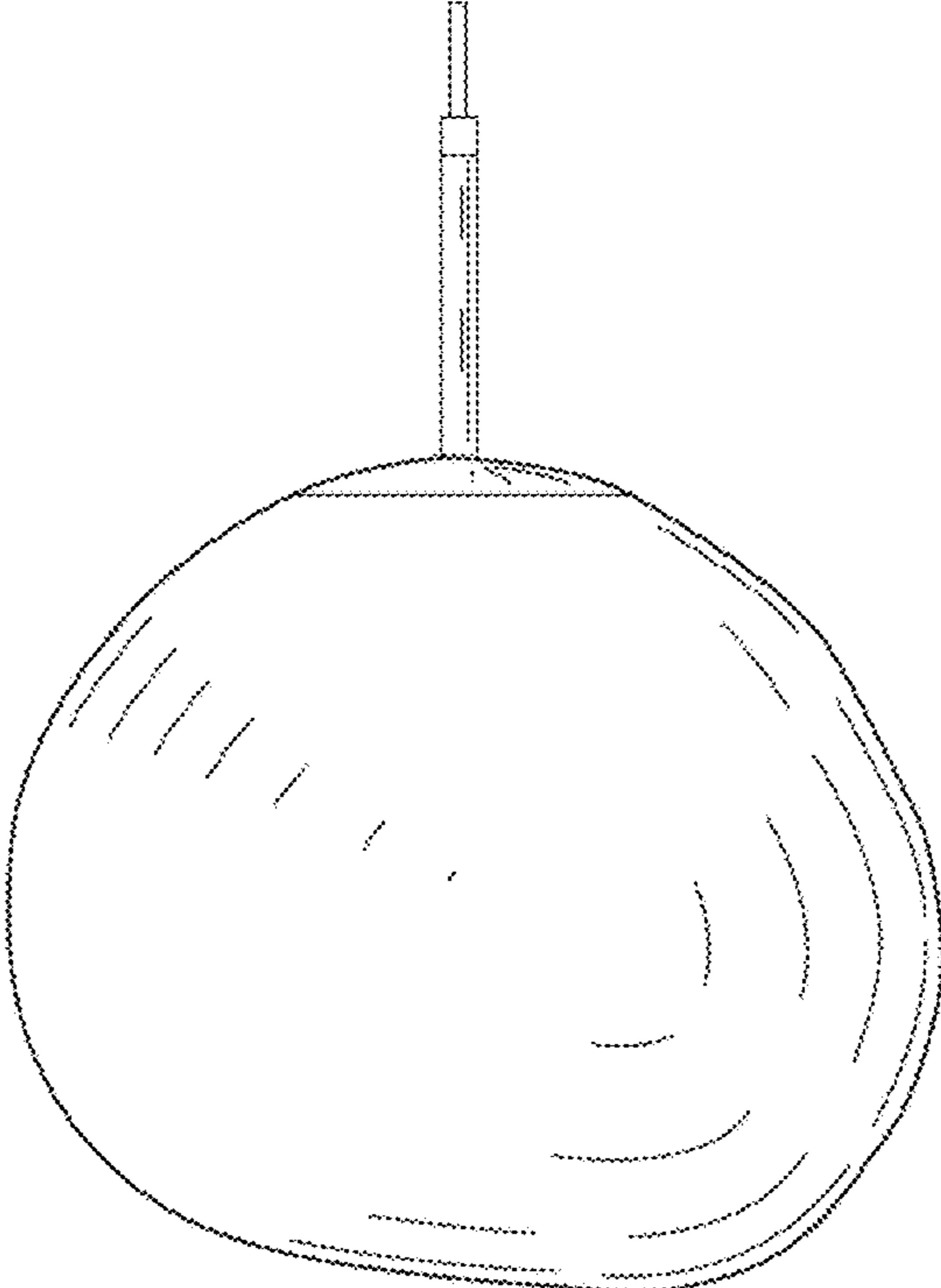


Fig. 2

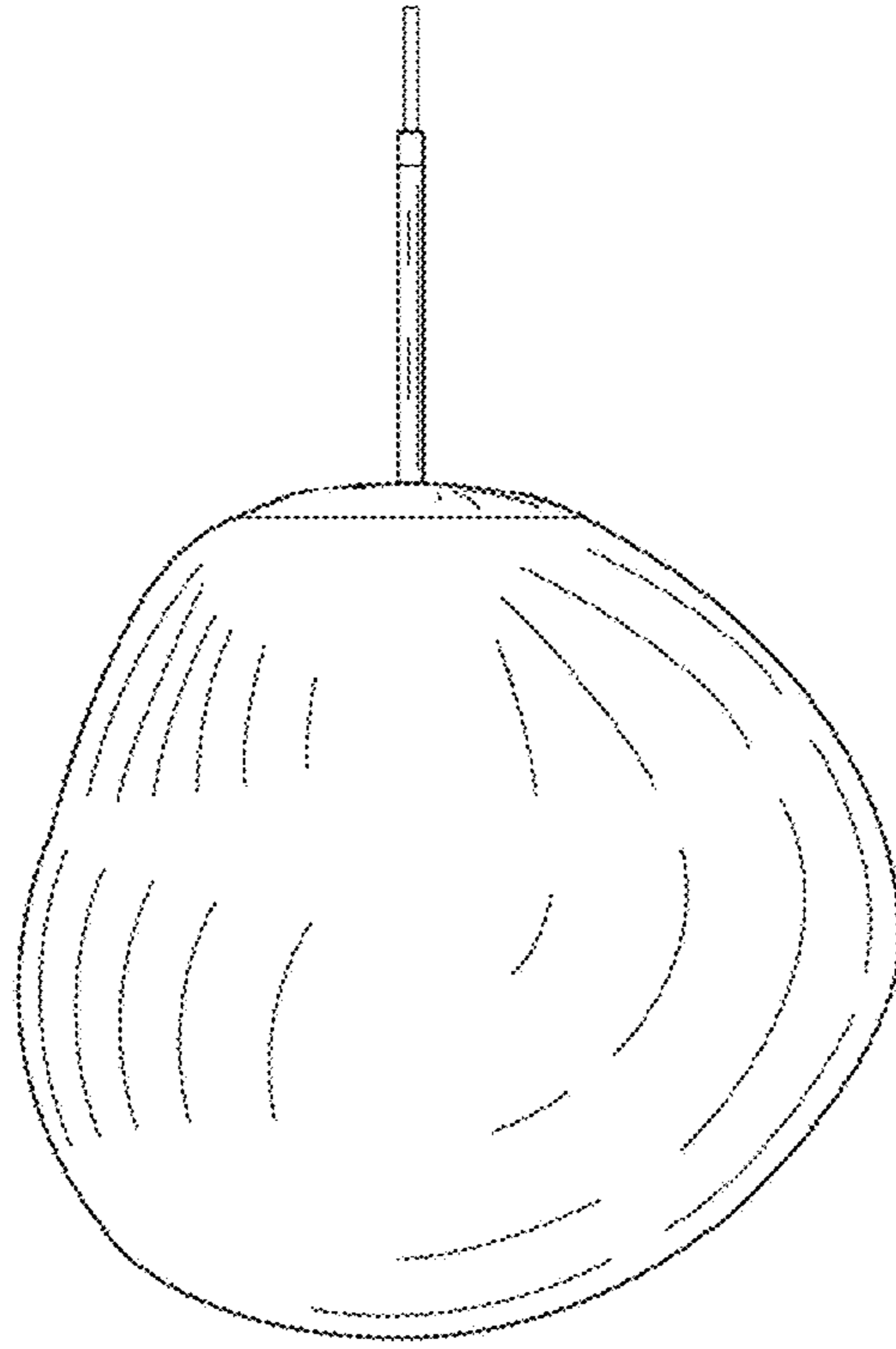


Fig. 3

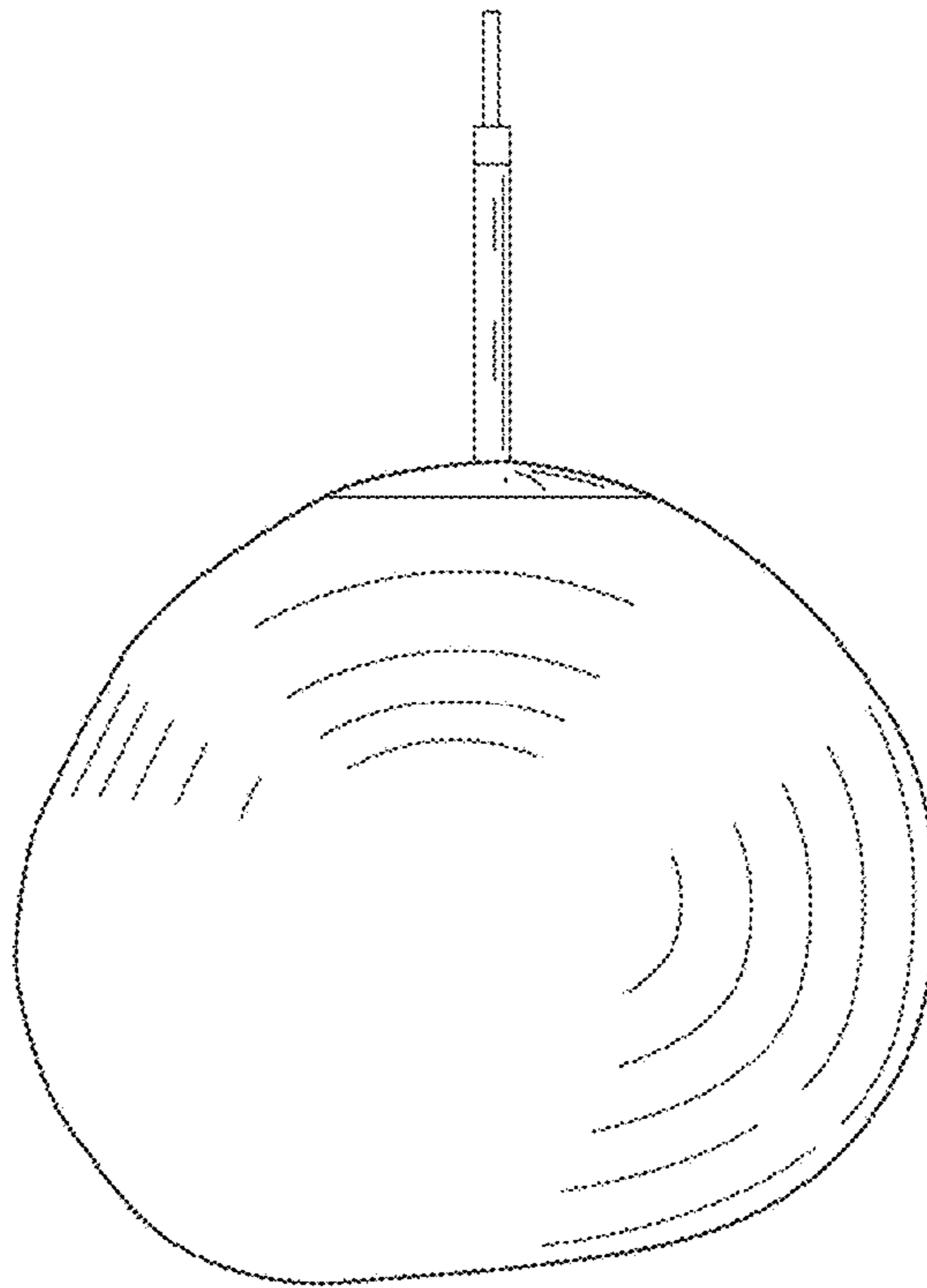


Fig. 4

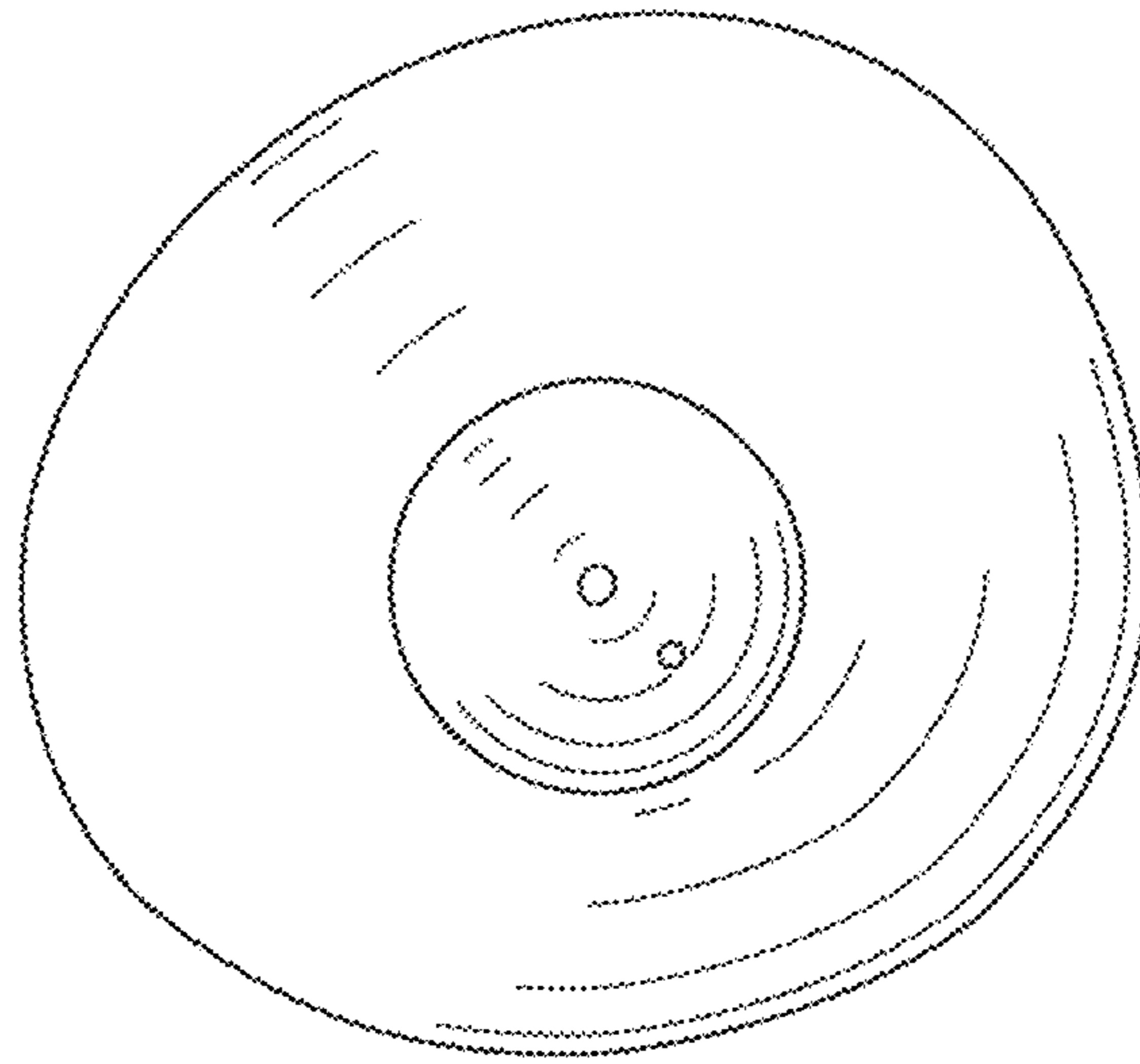


Fig. 5

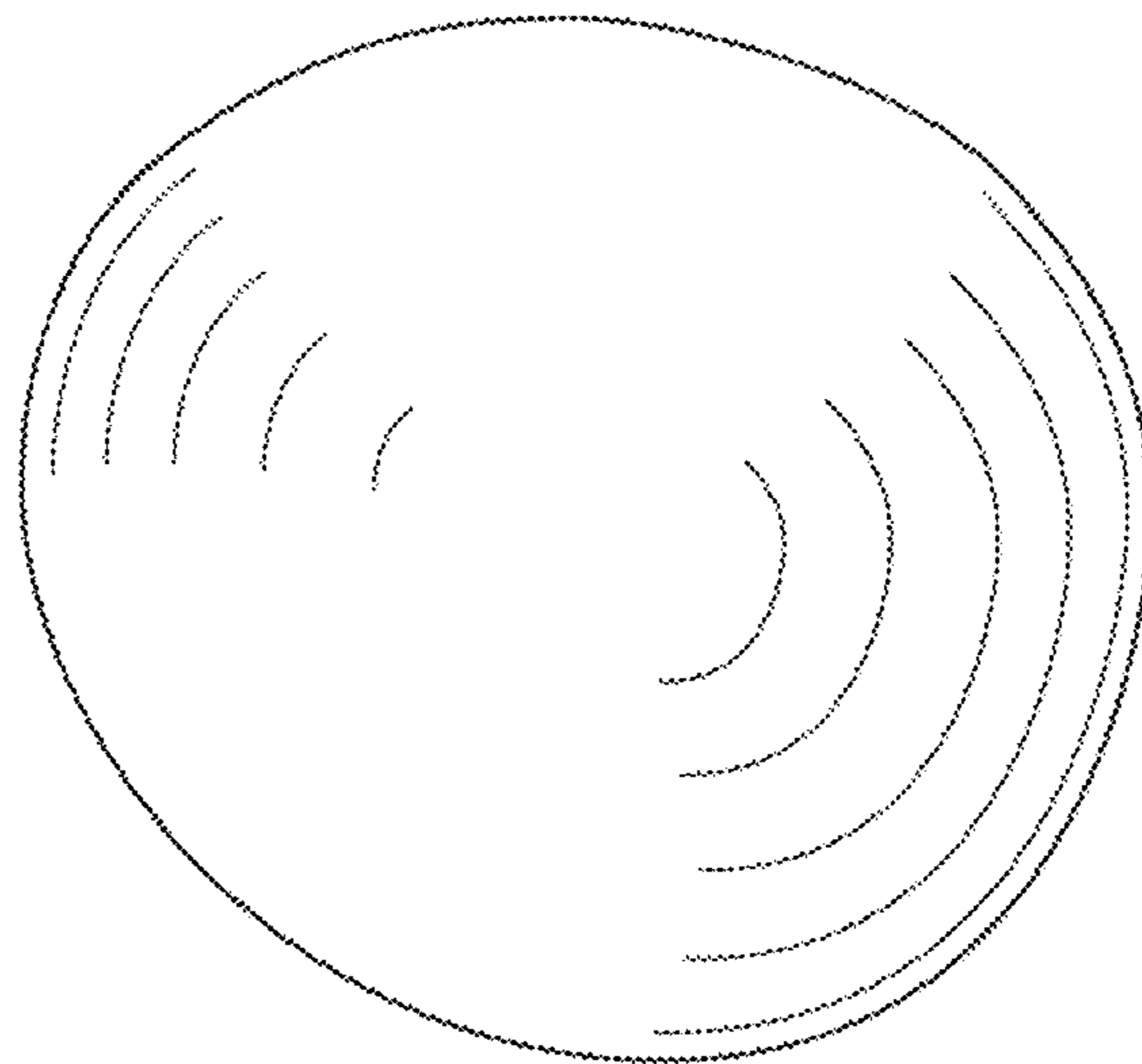


Fig. 6