



US00D818169S

(12) **United States Design Patent**
Versace

(10) **Patent No.:** **US D818,169 S**

(45) **Date of Patent:** **** May 15, 2018**

(54) **LAMP**

D557,852 S * 12/2007 Sanoner D26/68
D577,837 S * 9/2008 Cole D26/25
D612,535 S * 3/2010 Fisher D26/154

(71) Applicant: **Gianni Versace S.p.A.**, Milan (IT)

* cited by examiner

(72) Inventor: **Donatella Versace**, Milan (IT)

Primary Examiner — Brian N. Vinson

(73) Assignee: **Gianni Versace S.p.A.**, Milan (IT)

(74) *Attorney, Agent, or Firm* — Thomas I Horstemeyer,
LLP

(**) Term: **15 Years**

(21) Appl. No.: **29/580,574**

(22) Filed: **Oct. 11, 2016**

(57) **CLAIM**

(30) **Foreign Application Priority Data**

The ornamental design for a lamp, as shown and described.

Apr. 12, 2016 (EM) 003064963

(51) **LOC (11) Cl.** **26-03**

(52) **U.S. Cl.**
USPC **D26/62**

DESCRIPTION

(58) **Field of Classification Search**

USPC D26/1, 24-27, 61, 62, 68, 73, 80, 93,
D26/106, 110, 137, 154; D11/131, 132,
D11/133

CPC F21S 6/00; F21S 6/002; F21S 6/003; F21S
6/004; F21S 6/005; F21S 6/006; F21S
6/007; F21S 10/005; F21V 21/02; F21V
21/088; F21W 2121/00; F21W 2131/30

See application file for complete search history.

FIG. 1 is a perspective view of a lamp showing my new design;

FIG. 2 is a front elevational view thereof;

FIG. 3 is a rear elevational view thereof, opposite that of FIG. 2;

FIG. 4 is a side elevational view thereof;

FIG. 5 is a side elevational view thereof, from a side opposite that of FIG. 4;

FIG. 6 is a top view thereof; and,

FIG. 7 is a bottom view thereof.

(56) **References Cited**

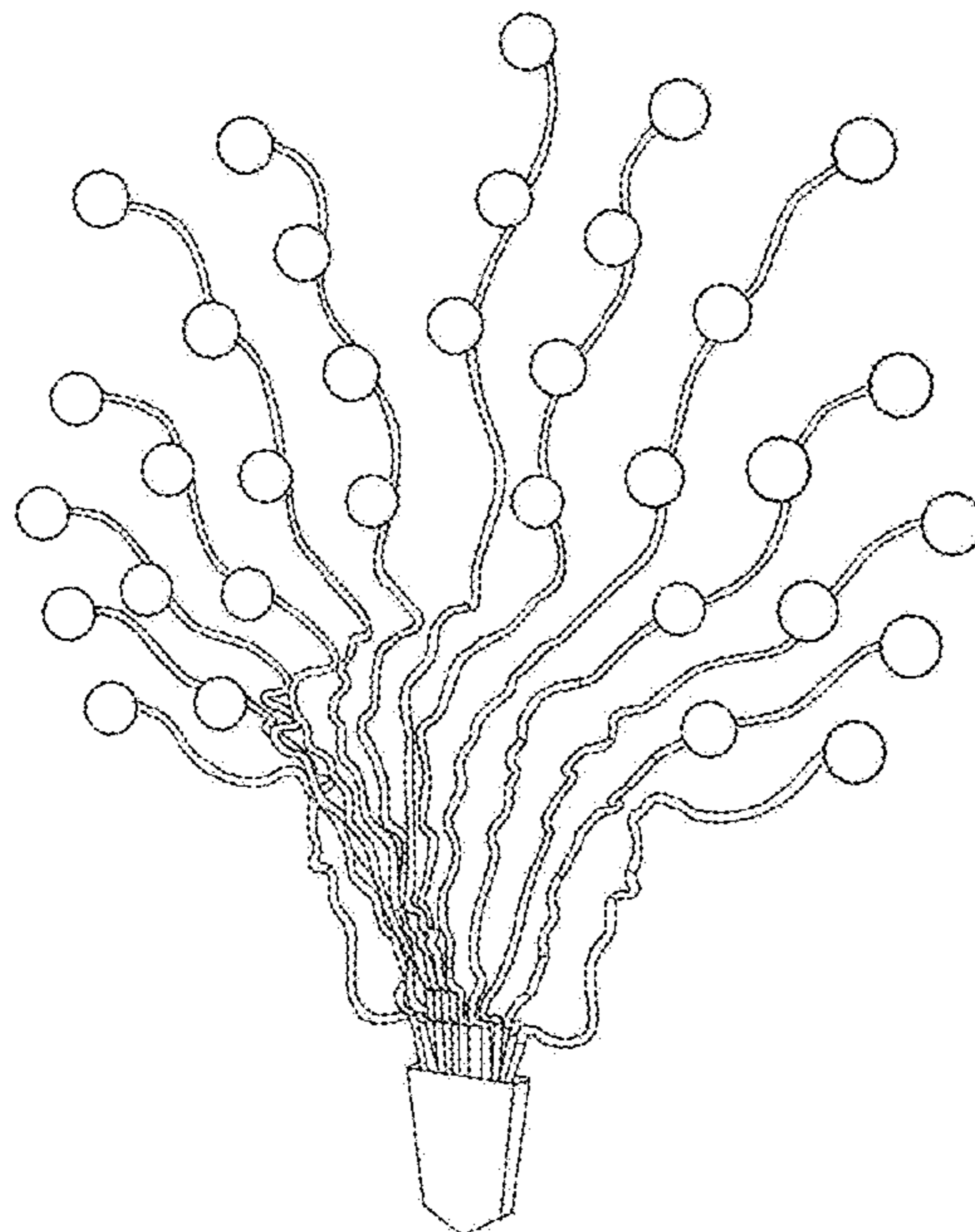
U.S. PATENT DOCUMENTS

3,536,908 A * 10/1970 Oster F21S 10/005
359/859

D523,974 S * 6/2006 Meyers D26/26

D536,479 S * 2/2007 Rugee D26/137

1 Claim, 7 Drawing Sheets



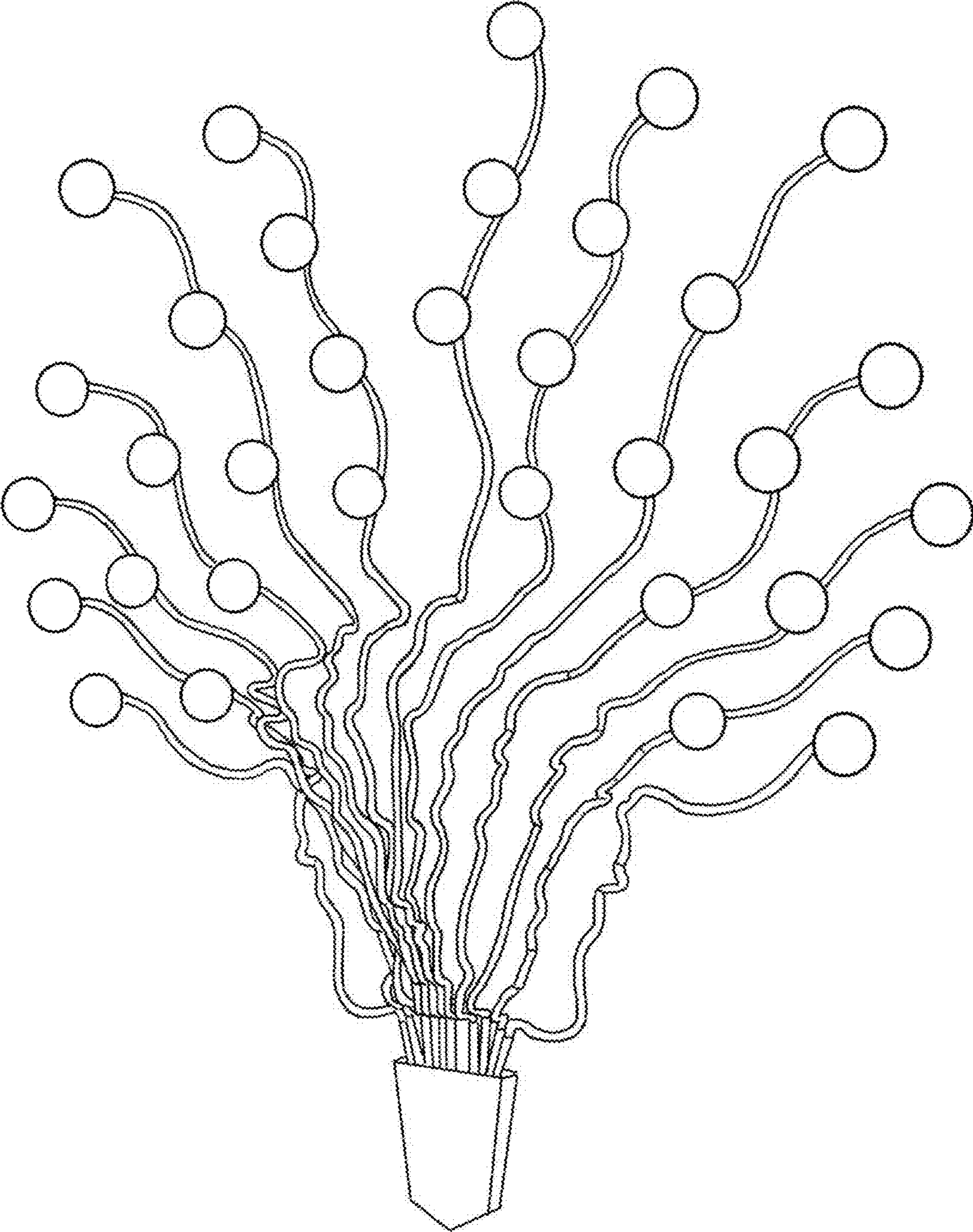


FIG. 1

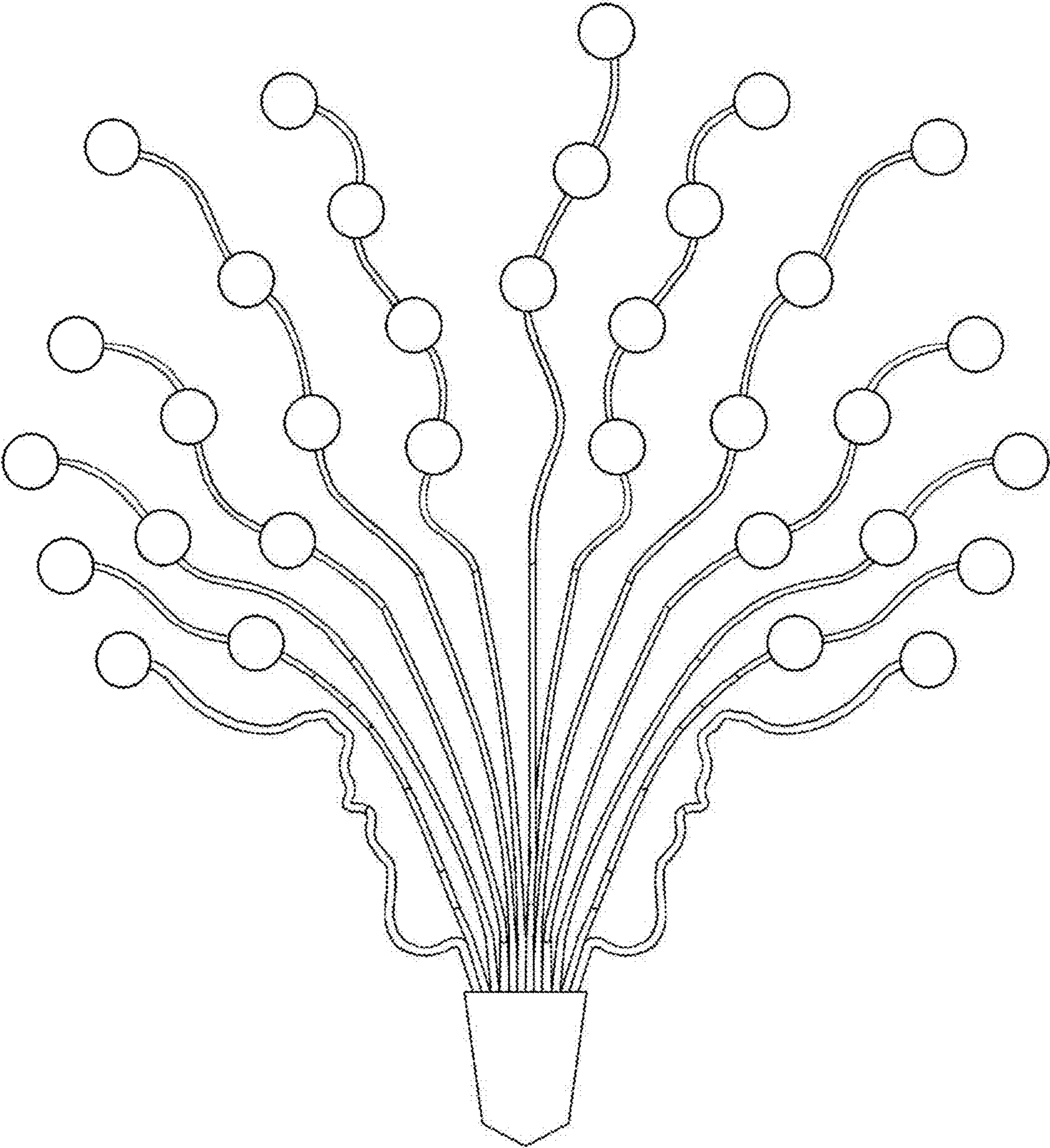


FIG. 2

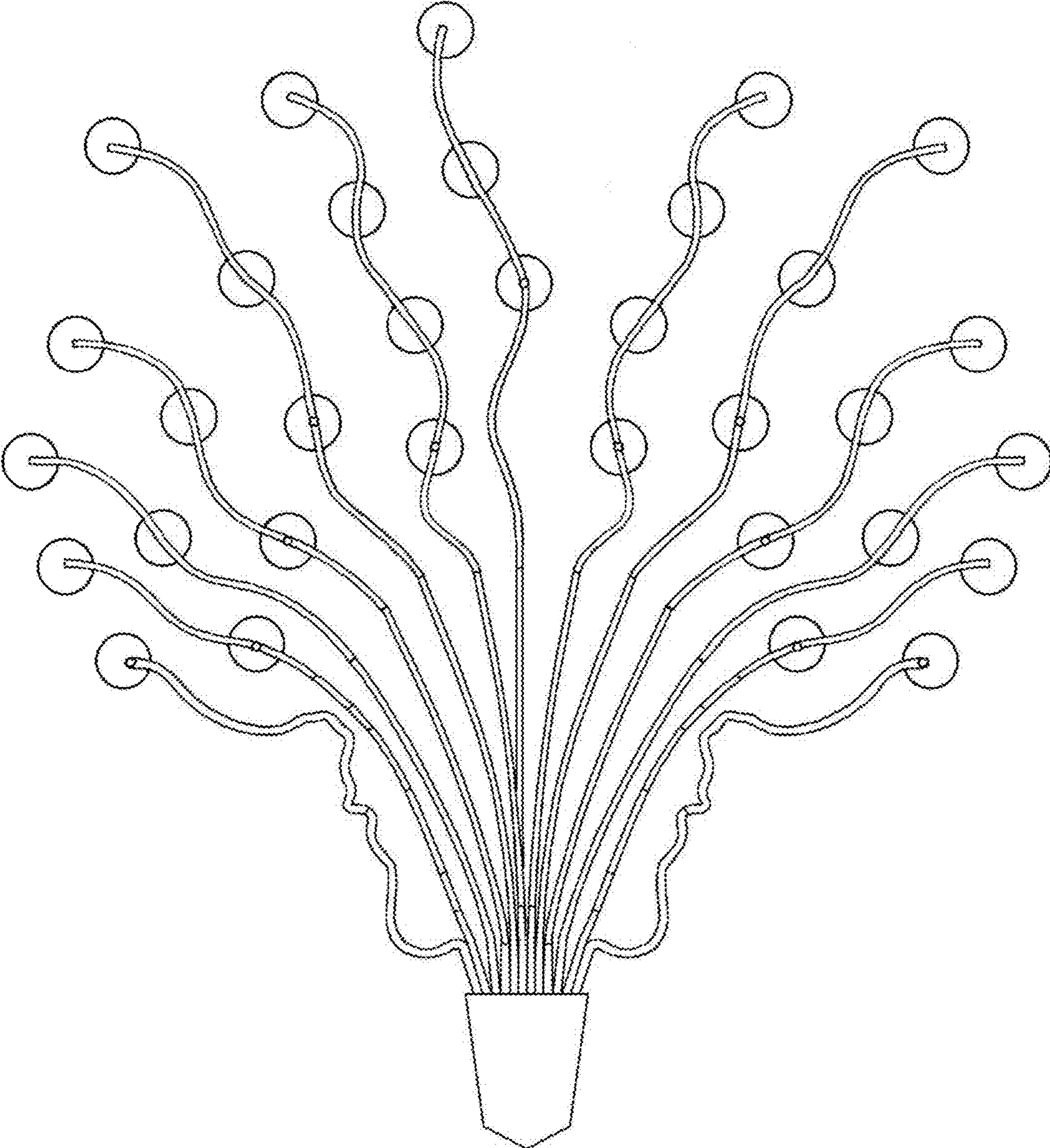


FIG. 3

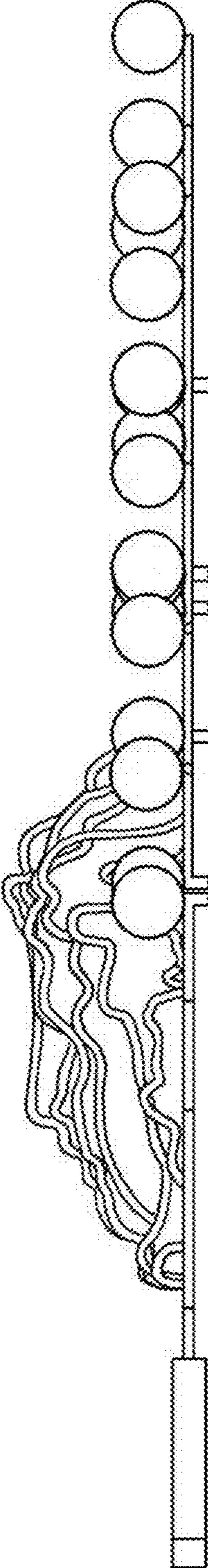


FIG. 4

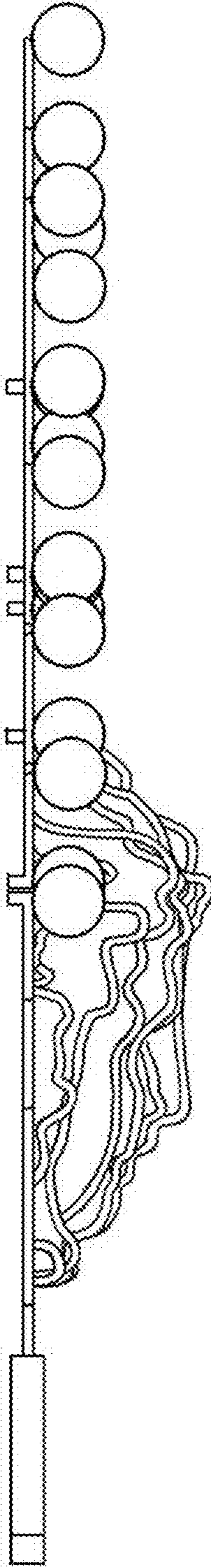


FIG. 5

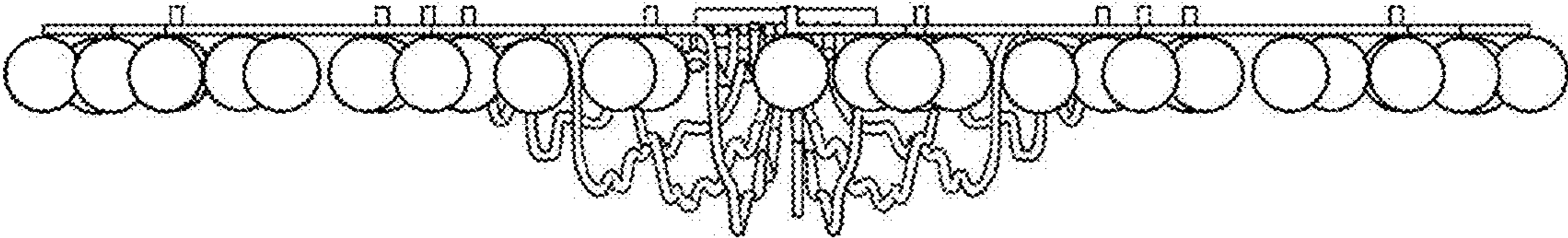


FIG. 6




FIG. 7