



US00D818166S

(12) **United States Design Patent** (10) **Patent No.:** **US D818,166 S**  
**Bao** (45) **Date of Patent:** **\*\* May 15, 2018**

(54) **WORKING LAMP**

(71) Applicant: **YUYAO YUCHANG ELECTRICAL APPLIANCE CO., LTD., Yuyao (CN)**

(72) Inventor: **Yong Bao, Yuyao (CN)**

(73) Assignee: **Yuyao Yuchang Electrical Appliance Co., Ltd., Yuyao (CN)**

(\*\*) Term: **15 Years**

(21) Appl. No.: **29/532,119**

(22) Filed: **Jul. 1, 2015**

(30) **Foreign Application Priority Data**

May 19, 2015 (CN) ..... 2015 3 0150467

(51) **LOC (11) Cl.** ..... **26-02**

(52) **U.S. Cl.**  
USPC ..... **D26/44; D26/42**

(58) **Field of Classification Search**  
USPC ..... D26/37, 39, 40, 41, 42, 43, 44, 46, 50;  
362/157, 158, 183, 184, 194-196,  
362/200-208, 253  
CPC ..... F21L 2003/00; F21L 4/00; F21L 4/005;  
F21L 4/02; F21L 4/025; F21L 4/027;  
F21L 4/04; F21L 4/08; F21L 2005/00;  
F21L 7/00; F21L 11/00; F21L 13/00;  
F21L 13/04; F21L 13/08; F21L 14/02;  
F21L 17/00; F21L 19/00  
See application file for complete search history.

(56) **References Cited**

U.S. PATENT DOCUMENTS

D362,816 S \* 10/1995 Yuen ..... D10/106.1  
D509,010 S \* 8/2005 Kovacik ..... D26/44  
D528,240 S \* 9/2006 Kovacik ..... D26/42  
D556,926 S \* 12/2007 Thirouin ..... D26/37  
D604,435 S \* 11/2009 Kingston ..... D26/37

D648,054 S \* 11/2011 Zhuang ..... D26/37  
D677,412 S \* 3/2013 Smith ..... D26/37  
D694,444 S \* 11/2013 Poon ..... D26/40  
D757,971 S \* 5/2016 Kovacik ..... D26/37  
D757,973 S \* 5/2016 Zhang ..... D26/44

\* cited by examiner

*Primary Examiner* — Lakiya Rogers

*Assistant Examiner* — Carissa C Fitts

(74) *Attorney, Agent, or Firm* — Wang Law Firm, Inc.

(57) **CLAIM**

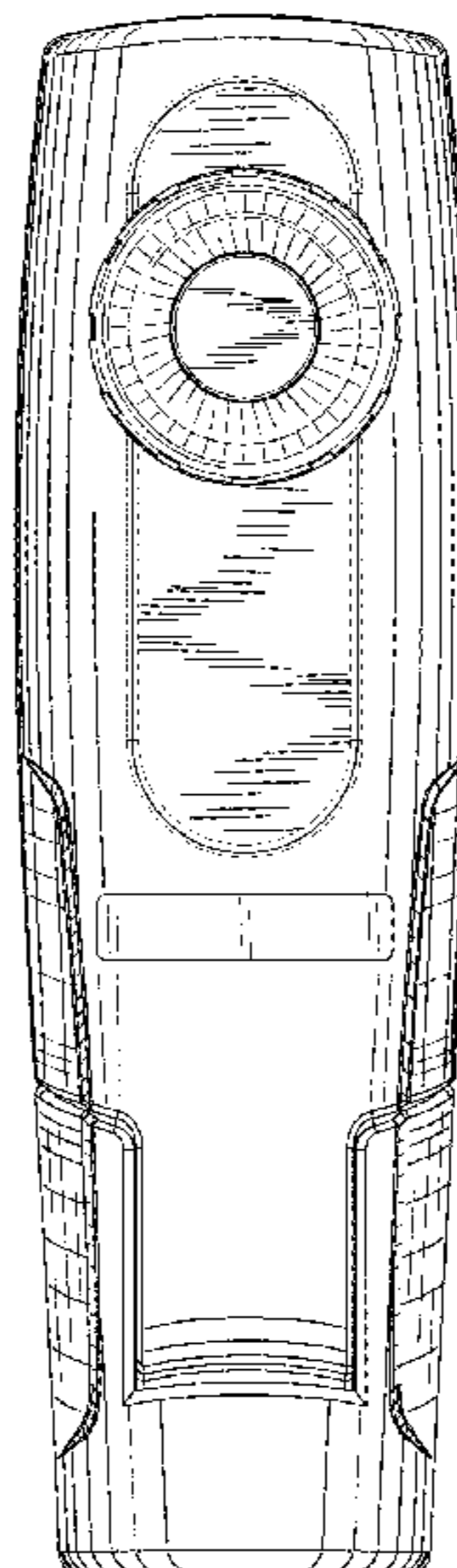
The ornamental design for a working lamp, as shown and described.

**DESCRIPTION**

FIG. 1 is a front view showing my new design;  
FIG. 2 is a right view thereof;  
FIG. 3 is a left view thereof;  
FIG. 4 is a top view thereof;  
FIG. 5 is a bottom view thereof;  
FIG. 6 is a rear view thereof;  
FIG. 7 is a front perspective view thereof; and,  
FIG. 8 is a front perspective view of the working lamp when unfolded.

The broken lines show portions of the article not claimed and form no part of the claimed design.

**1 Claim, 4 Drawing Sheets**



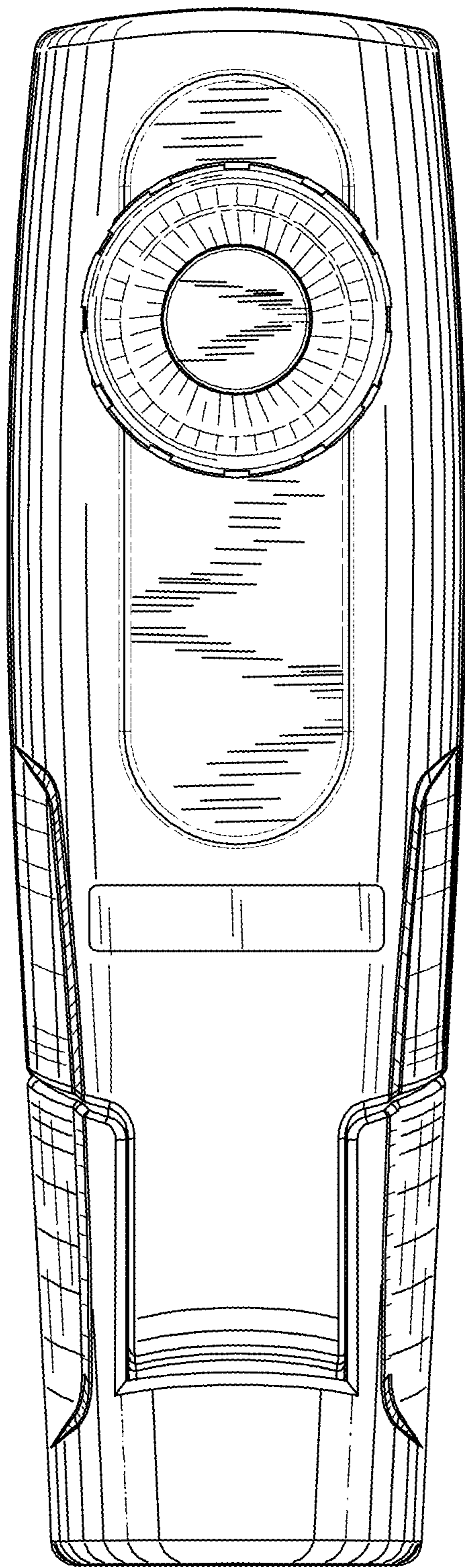


FIG. 1

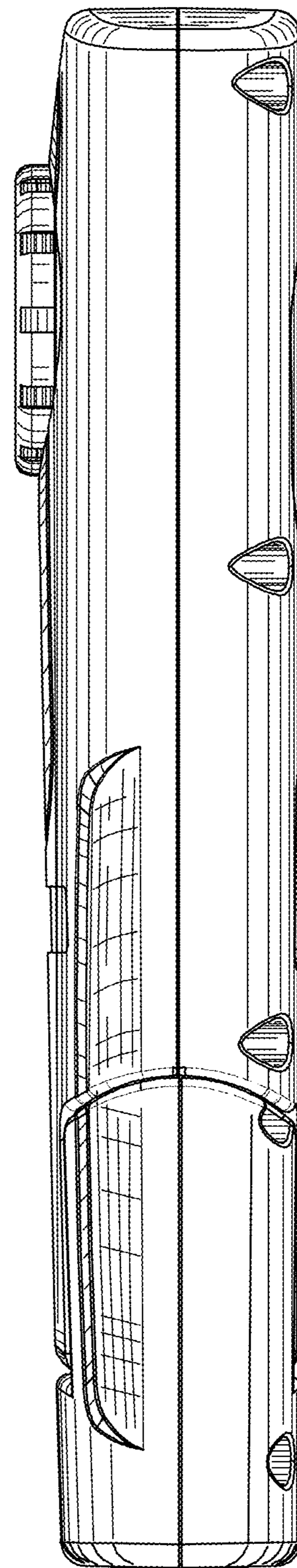


FIG. 2

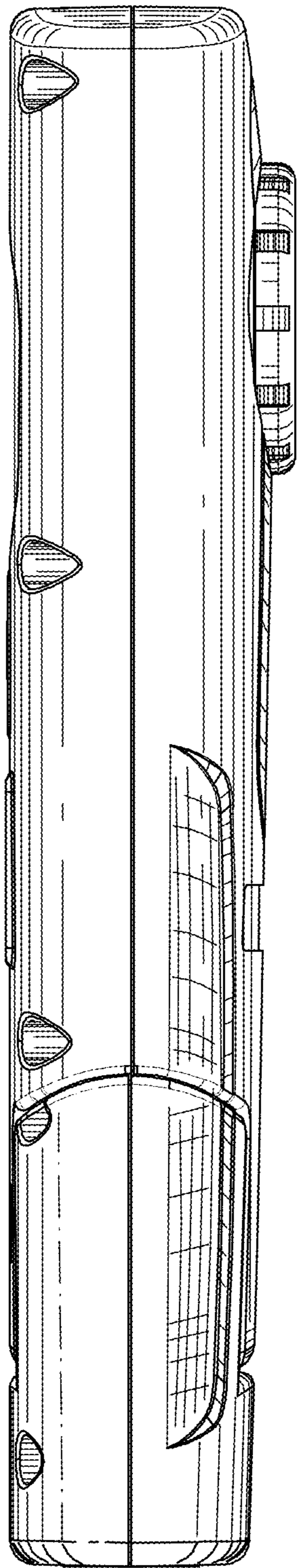


FIG. 3

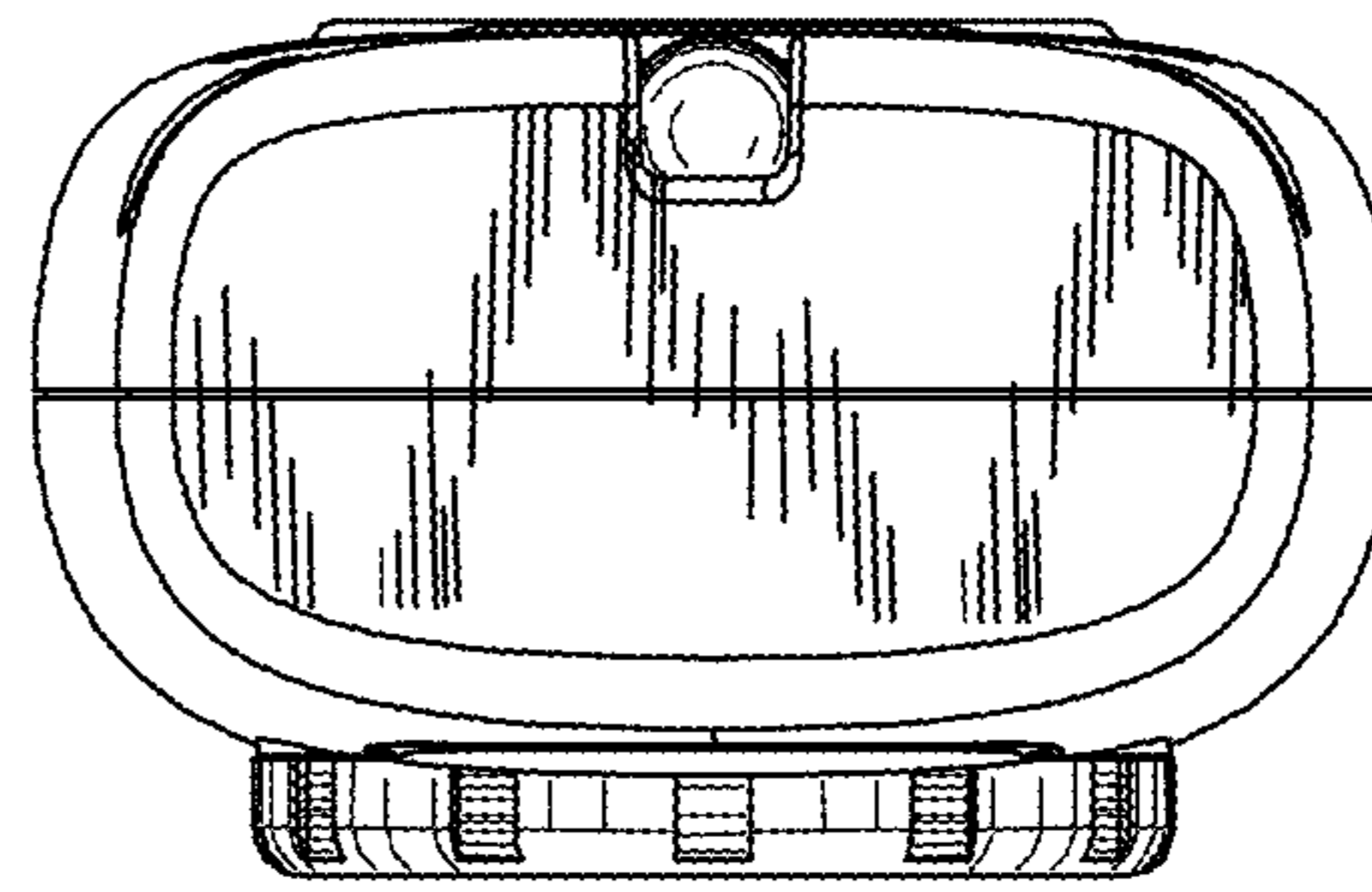


FIG. 4

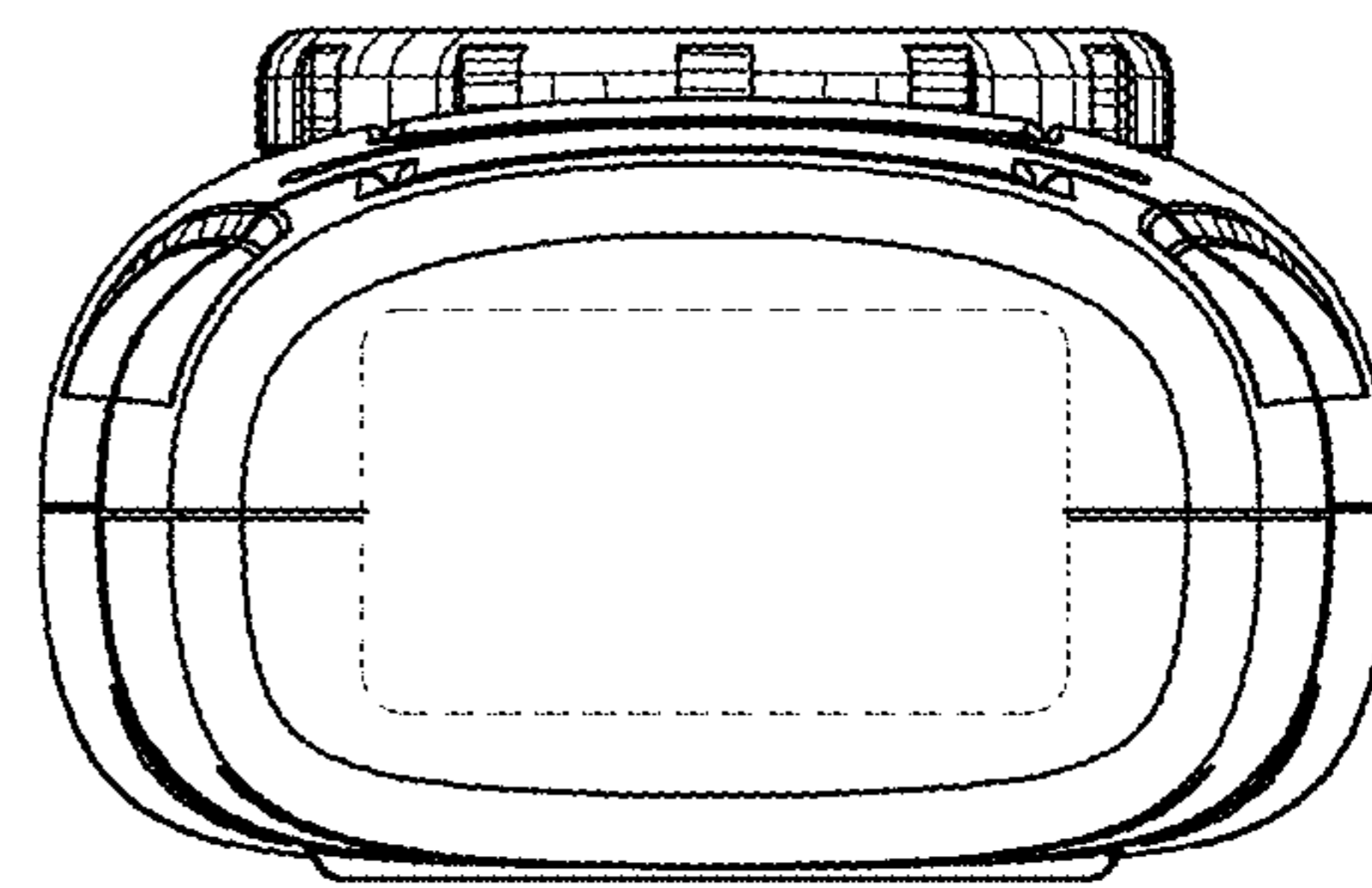


FIG. 5

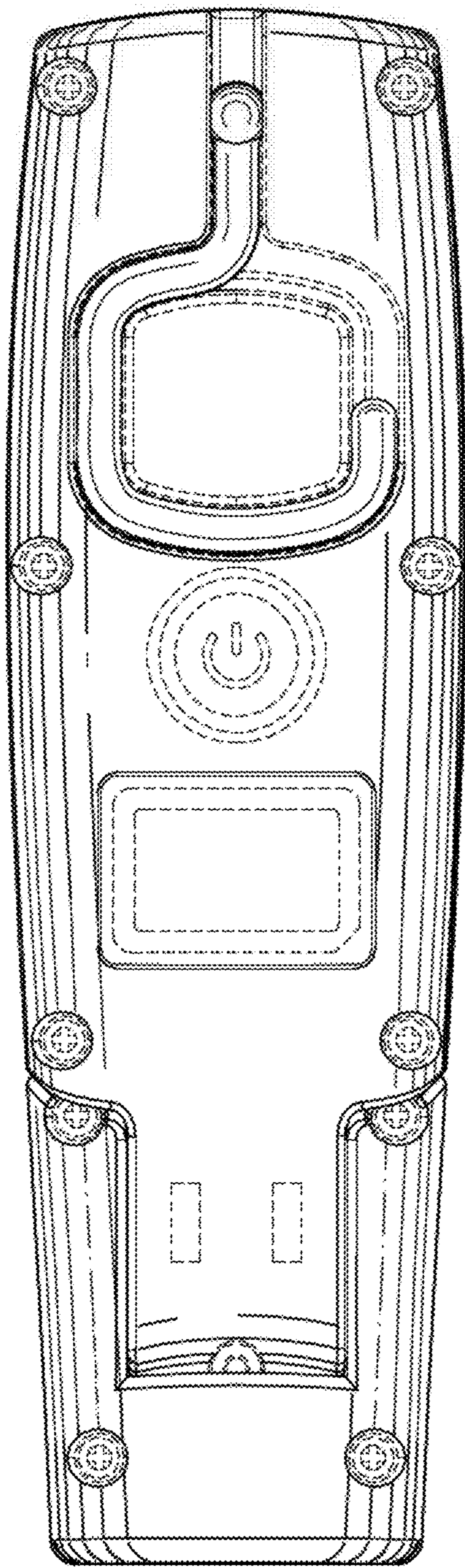


FIG. 6




FIG. 7

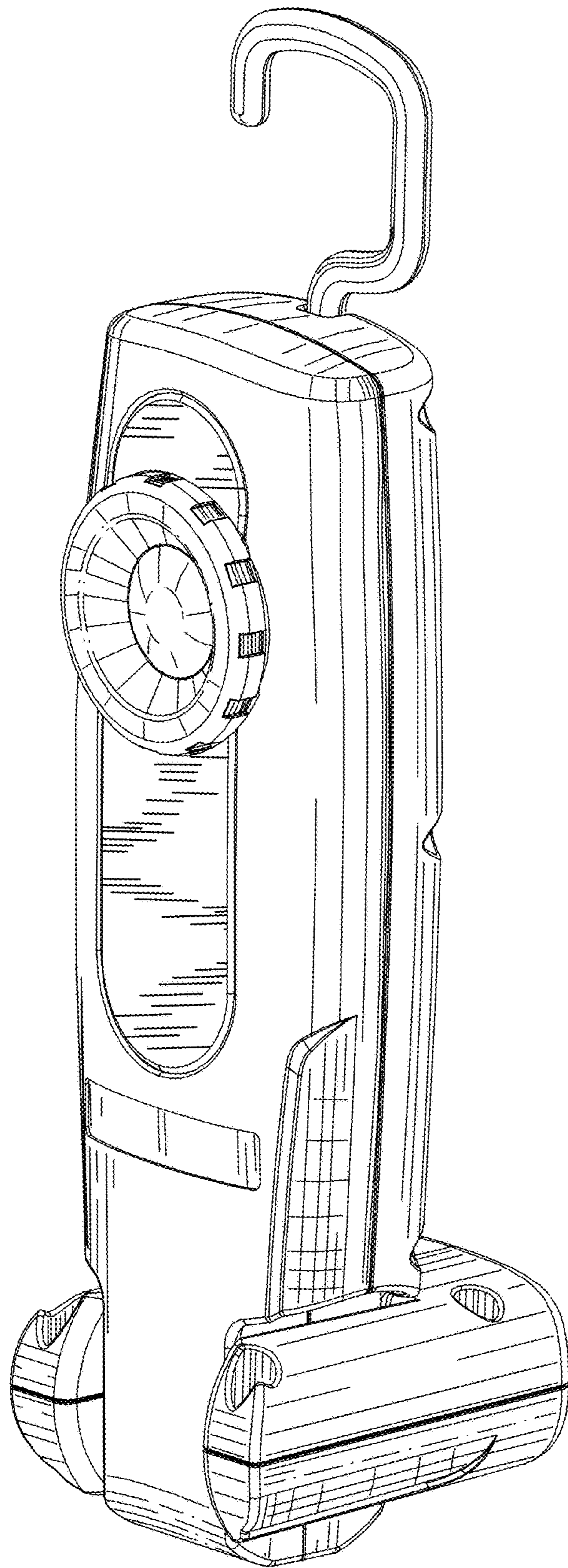


FIG. 8