



US00D818152S

(12) **United States Design Patent**
Stevens et al.

(10) **Patent No.:** **US D818,152 S**

(45) **Date of Patent:** **** May 15, 2018**

(54) **VIBRATION DAMPENING MEMBER FOR AN ACOUSTIC MOUNT**

(71) Applicants: **Benjamin Gordon Stevens**, Victoria (AU); **Kurt Schnepf**, Victoria (AU)

(72) Inventors: **Benjamin Gordon Stevens**, Victoria (AU); **Kurt Schnepf**, Victoria (AU)

(73) Assignee: **STUDCO BUILDING SYSTEMS PTY LTD**, Lilydale, Victoria (AU)

(**) Term: **14 Years**

(21) Appl. No.: **29/522,702**

(22) Filed: **Apr. 1, 2015**

Related U.S. Application Data

(63) Continuation-in-part of application No. 12/825,100, filed on Jun. 28, 2010, now abandoned, and a continuation of application No. 11/872,574, filed on Oct. 15, 2007, now abandoned.

(51) **LOC (11) Cl.** **25-99**

(52) **U.S. Cl.**
USPC **D25/199**

(58) **Field of Classification Search**
USPC D25/138-163, 199; D8/350, 352, 354, D8/364, 384, 395, 396
CPC E04B 1/62; E04B 1/84; E04B 2001/8263; E04B 2009/186; F16F 1/3732; F16F 1/376; Y10T 29/49826; A43C 15/162; A43C 15/168; B01J 19/30
See application file for complete search history.

(56) **References Cited**

U.S. PATENT DOCUMENTS

4,505,160 A * 3/1985 Zacharias, Jr. G01F 1/662
310/327
5,168,090 A * 12/1992 Ebner B01J 19/30
502/209

D381,394 S * 7/1997 Lex, Jr. D23/209
D385,988 S * 11/1997 McMullin D2/962
D387,548 S * 12/1997 McMullin D2/962
D391,391 S * 3/1998 Colias D2/962
5,860,228 A * 1/1999 Bathum A43C 15/162
36/127
D406,447 S * 3/1999 Ronci D2/962
5,940,993 A * 8/1999 Ronci A43B 5/001
36/127
D416,631 S * 11/1999 Schimmelpfennig D25/135

(Continued)

OTHER PUBLICATIONS

Unique patented thermoplastic rubber with sound cell design (online), dated Jun. 11, 2009. Retrieved from Internet Mar. 23, 2017, URL: <https://web.archive.org/web/20090611151749/http://www.resilmount.com/> (1 page).*

Primary Examiner — Vy N Koenig
Assistant Examiner — Kimberly Barnes

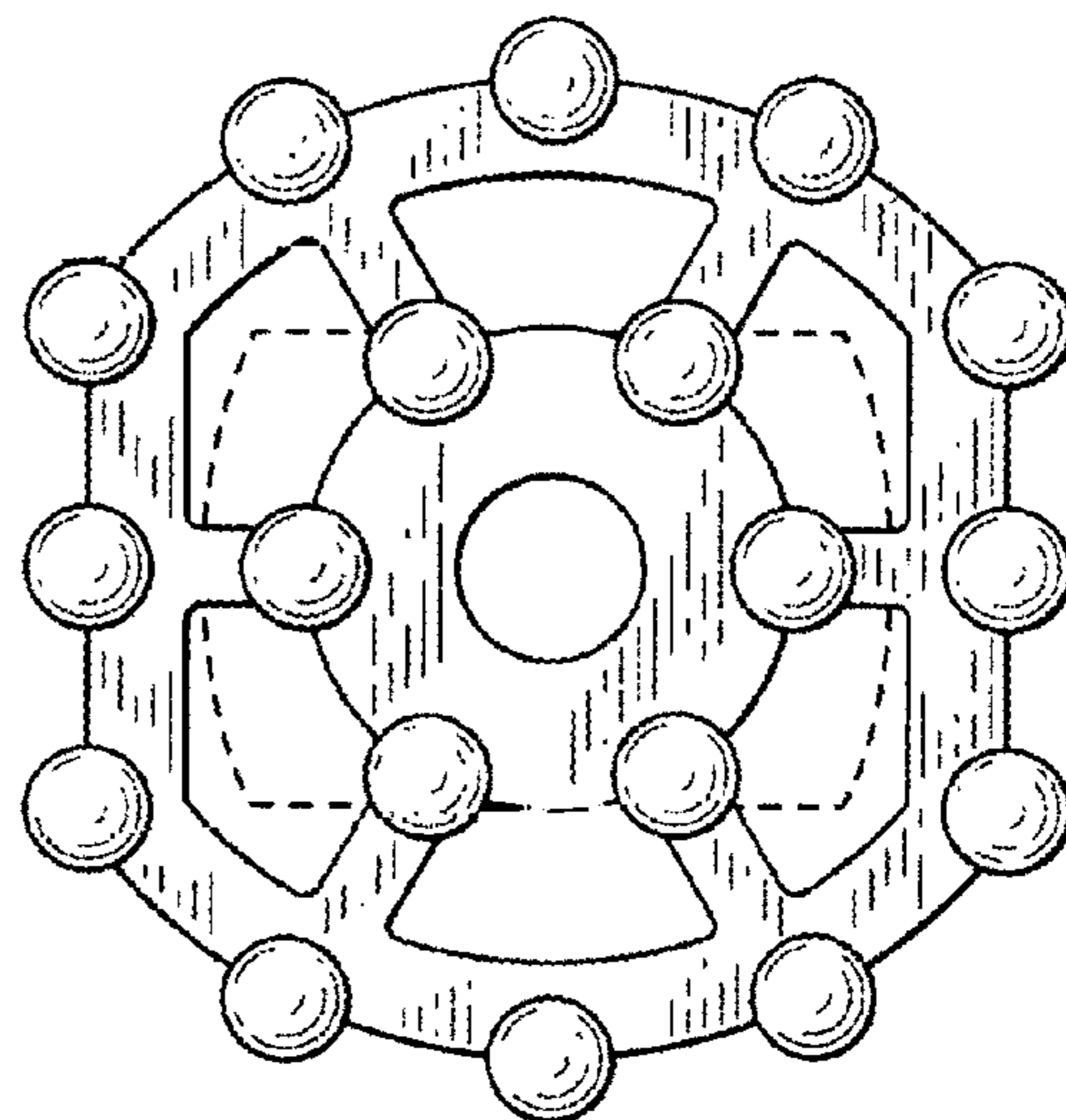
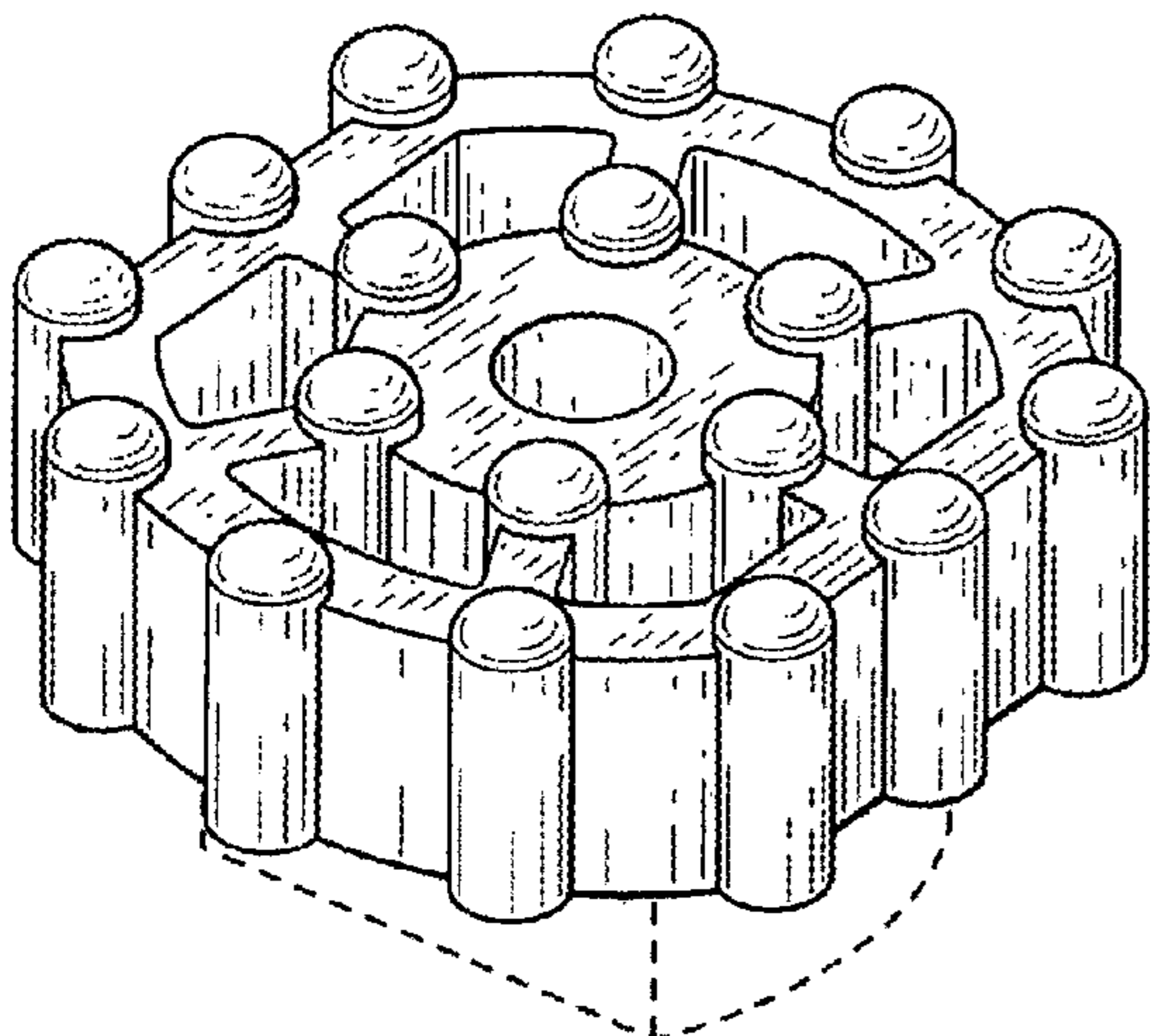
(57) **CLAIM**

We claim the ornamental design for a vibration dampening member for an acoustic mount, as shown and described.

DESCRIPTION

FIG. 1 is a front, right perspective view of a vibration dampening member embodying our design;
FIG. 2 is a top plan view of the vibration dampening member of FIG. 1;
FIG. 3 is a right side elevation view of the vibration dampening member of FIG. 1, the left side elevation view being identical thereof;
FIG. 4 is a front elevation view of the vibration dampening member of FIG. 1, the rear elevation view being identical thereof; and,
FIG. 5 is a bottom plan view of the vibration dampening member of FIG. 1.

1 Claim, 2 Drawing Sheets



(56)

References Cited

U.S. PATENT DOCUMENTS

D439,733 S *	4/2001	Savoie	D2/962	D667,144 S *	9/2012	Else	D25/158
6,267,347 B1 *	7/2001	Ryan	F16F 1/376	D683,615 S *	6/2013	Noumi	D8/356
			248/562	D683,616 S *	6/2013	Noumi	D8/356
6,338,208 B1 *	1/2002	Waterbury	A43C 15/168	D716,638 S *	11/2014	McDonald	D8/354
			36/127	D734,062 S *	7/2015	Alesi	D2/962
D506,307 S *	6/2005	Issler	D2/962	9,328,522 B2 *	5/2016	Bordin	E04F 21/20
D559,080 S *	1/2008	Boote	D8/354	2008/0086966 A1 *	4/2008	Stevens	E04B 1/84
7,566,428 B2 *	7/2009	Warner	B01J 8/02				52/347
			261/94	2008/0128966 A1 *	6/2008	Tsai	F16F 1/3732
7,775,507 B2 *	8/2010	Niknafs	B01J 19/30				267/140.3
			261/94	2008/0164625 A1 *	7/2008	Niknafs	B01J 19/30
D630,656 S *	1/2011	Lambert	D15/139				261/94
7,862,013 B2 *	1/2011	Miller	B01J 19/30	2008/0201743 A1 *	8/2008	Stevens	G09B 21/009
			261/94				725/46
D641,611 S *	7/2011	Minayoshi	D8/354	2011/0182663 A1 *	7/2011	Harward	A61H 3/066
D648,410 S *	11/2011	Sims	D21/753				404/12
				2015/0376895 A1 *	12/2015	Fox	F24F 7/00
							52/302.3

* cited by examiner

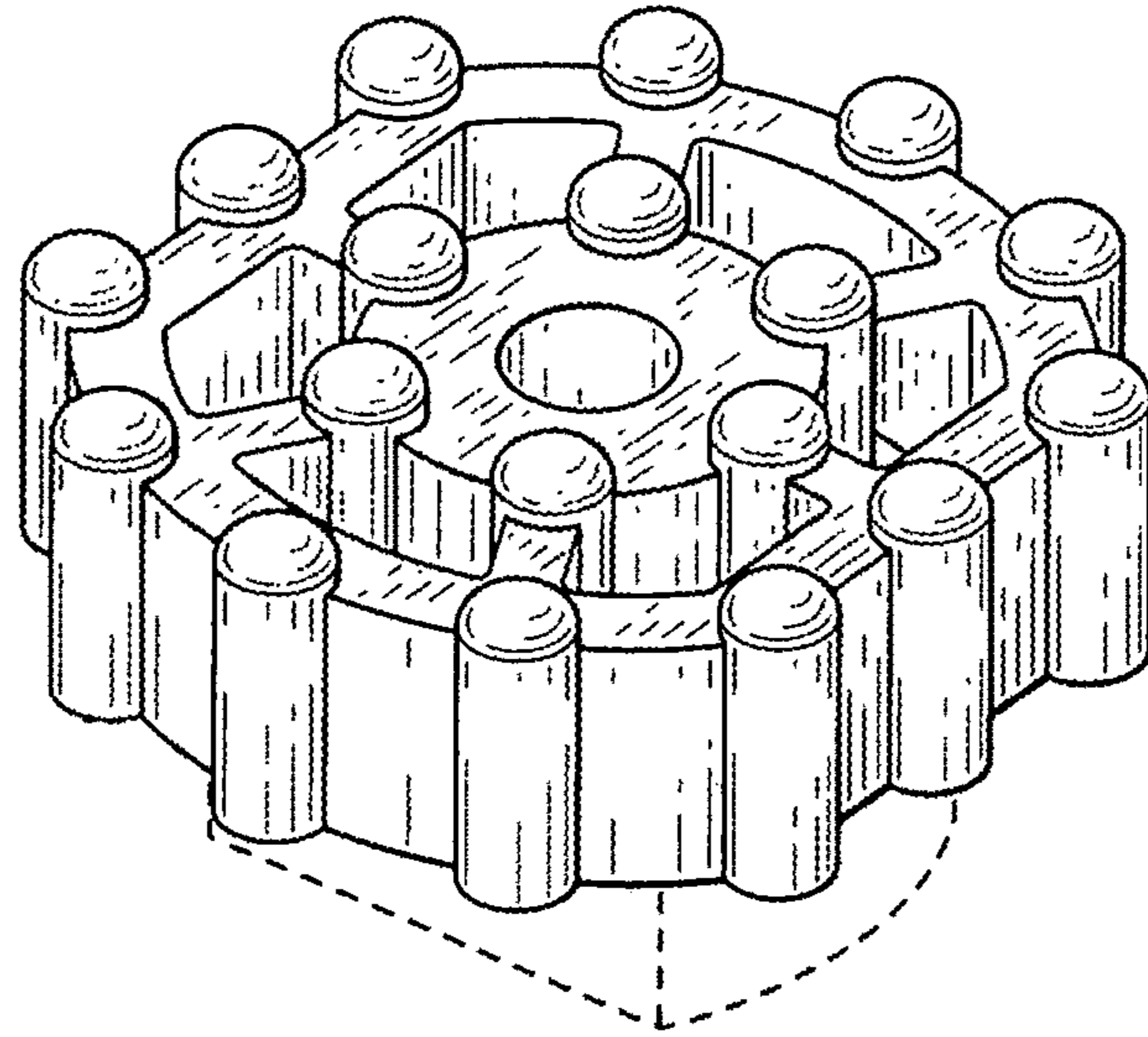


FIG. 1

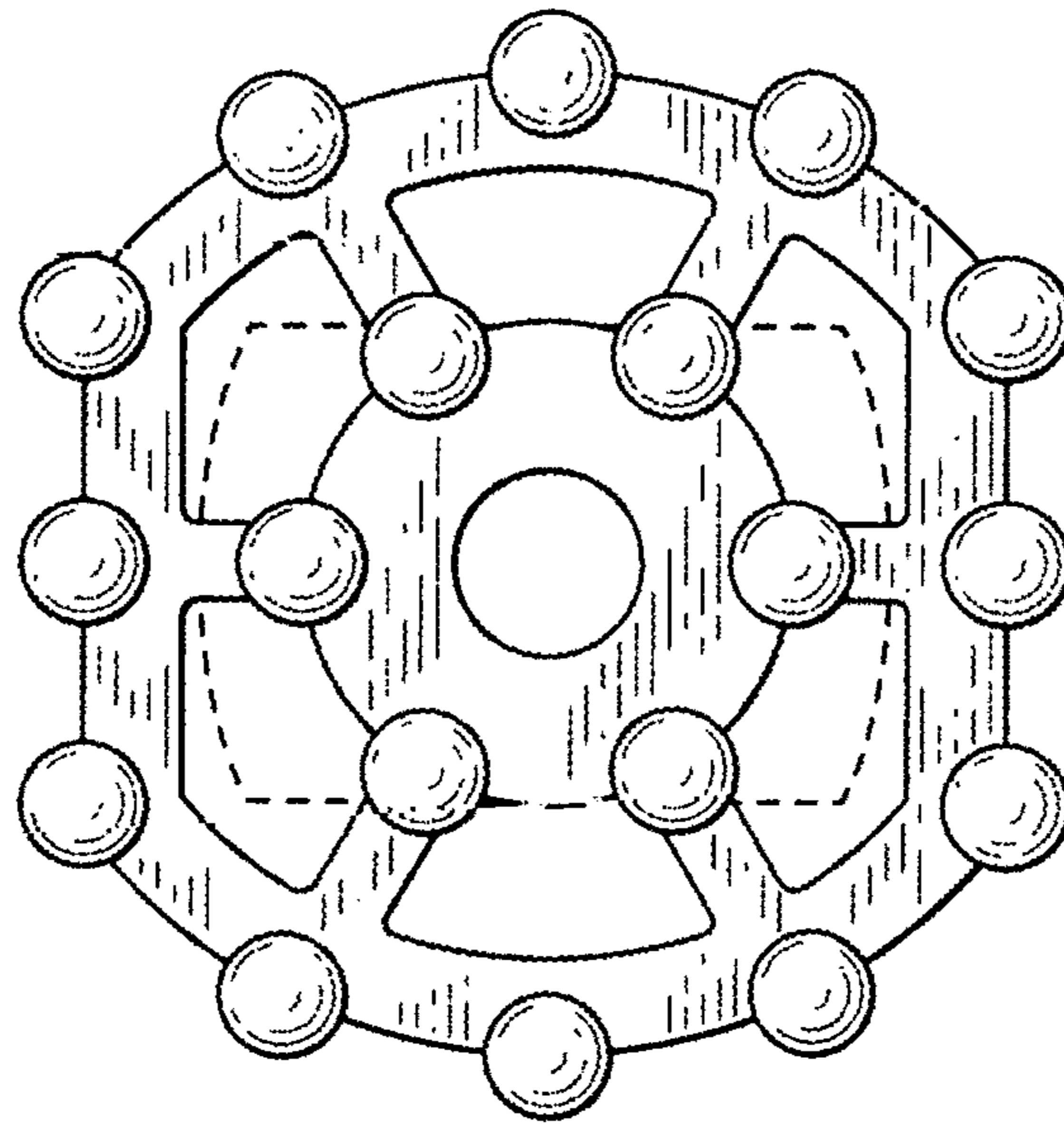


FIG. 2

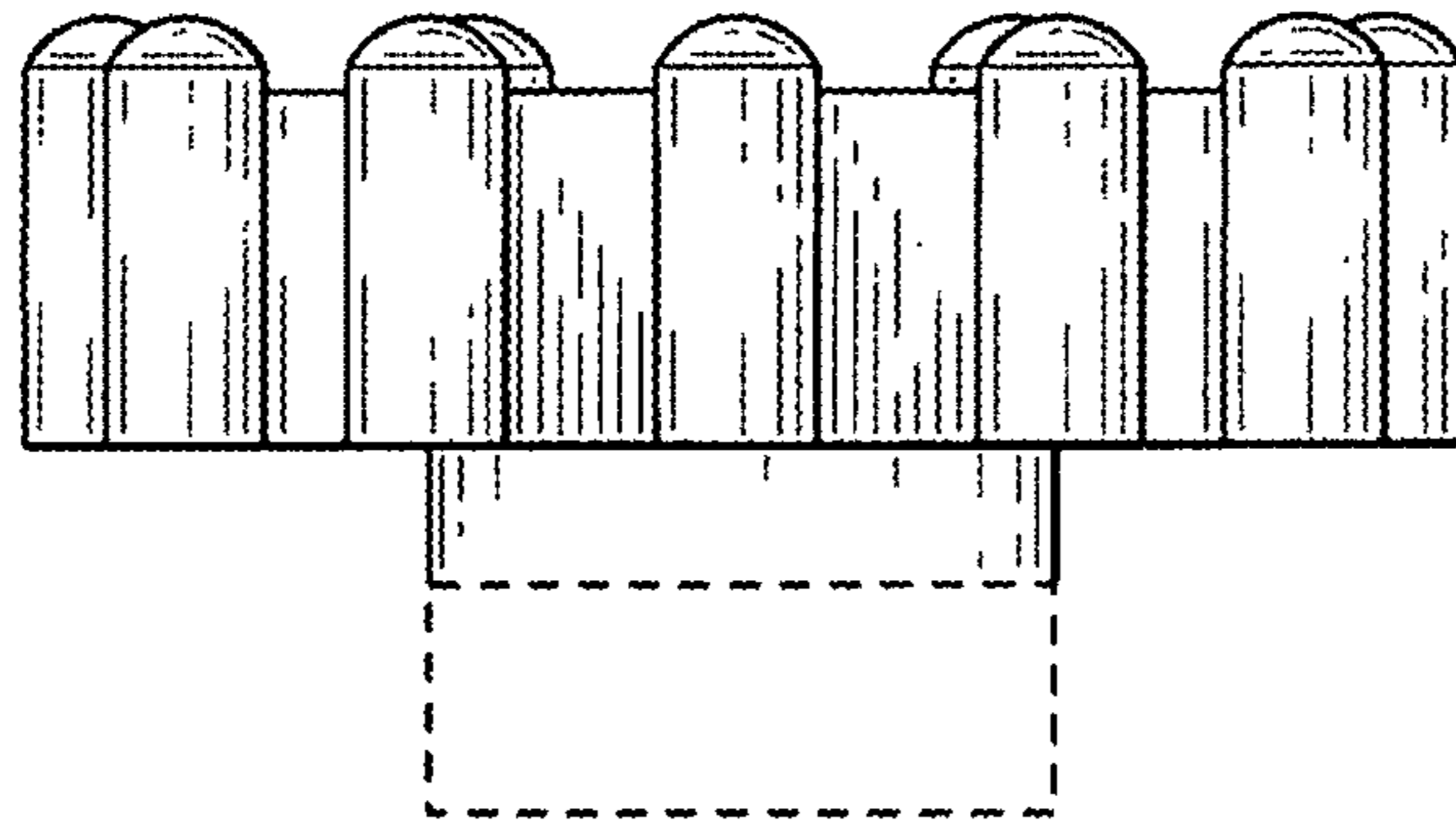


FIG. 3

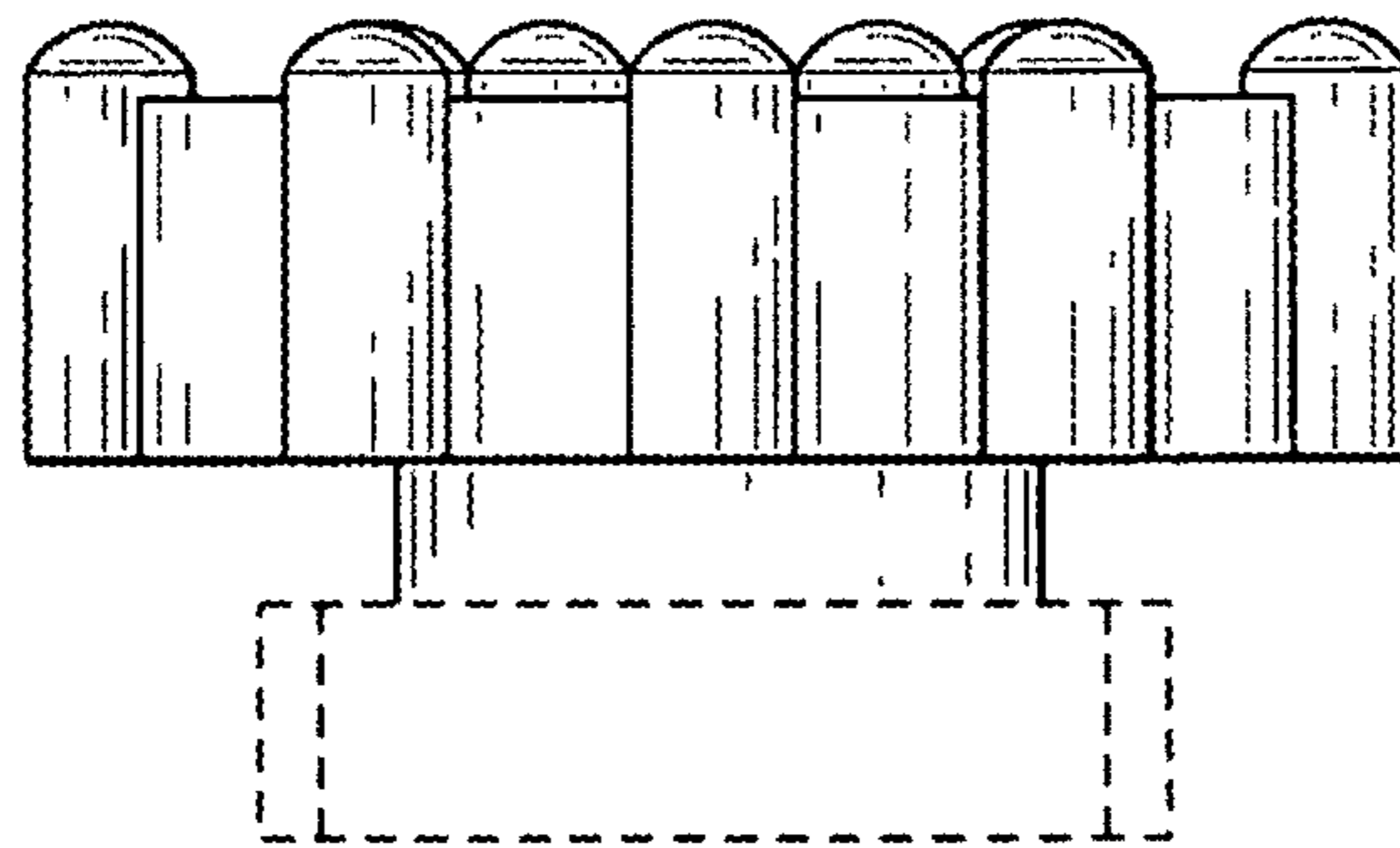


FIG. 4

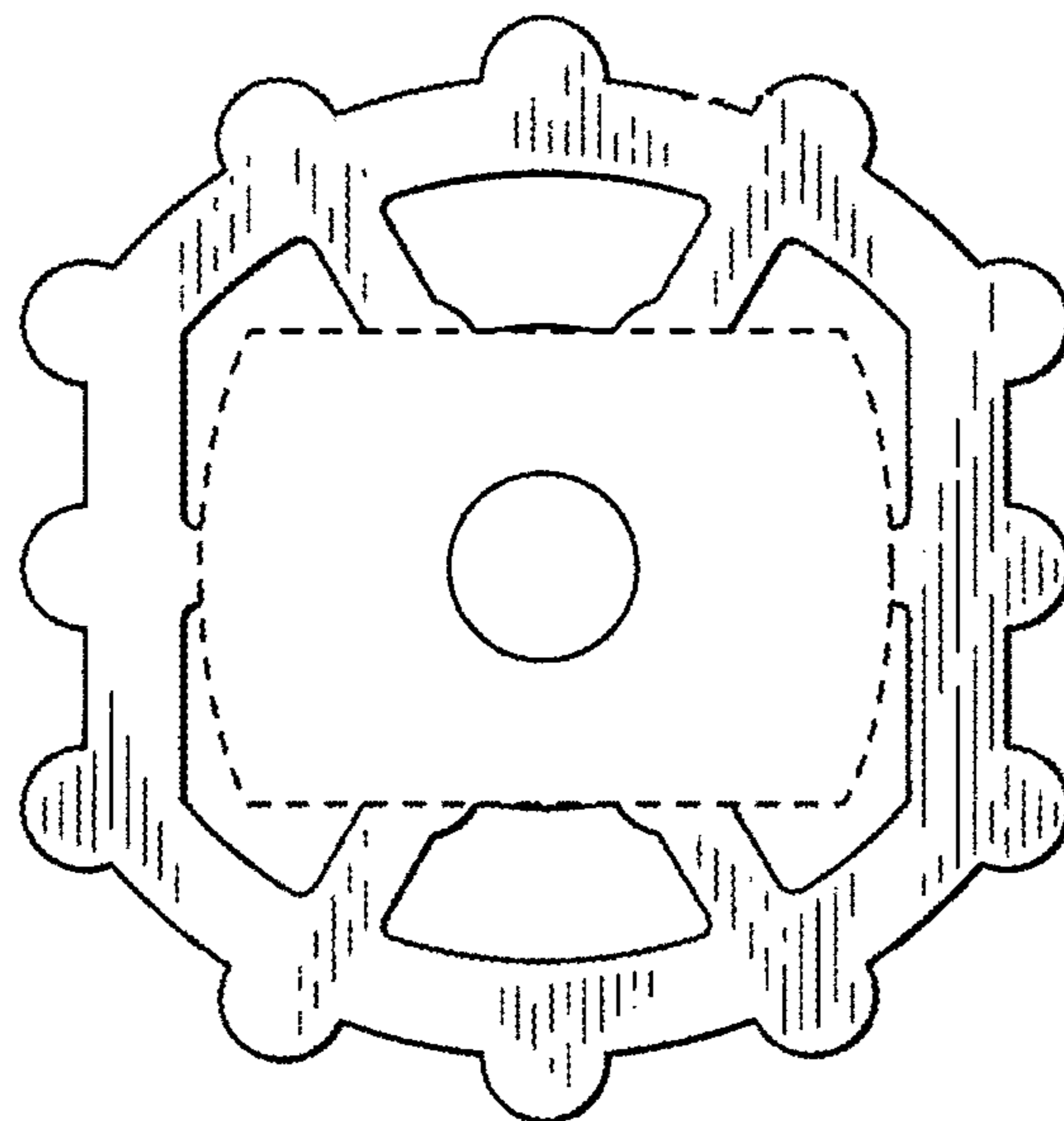


FIG. 5