



US00D818144S

(12) **United States Design Patent**  
**Cheung**

(10) **Patent No.:** **US D818,144 S**

(45) **Date of Patent:** **\*\* May 15, 2018**

- (54) **VIBRATOR**
- (71) Applicant: **Lai Lam Cheung**, Ma On Shan (HK)
- (72) Inventor: **Lai Lam Cheung**, Ma On Shan (HK)
- (73) Assignee: **BRANDCORE LTD.**, Tortola (VG)
- (\*\*) Term: **15 Years**
- (21) Appl. No.: **29/575,533**
- (22) Filed: **Aug. 25, 2016**
- (51) **LOC (11) Cl.** ..... **28-03**
- (52) **U.S. Cl.**  
USPC ..... **D24/215**
- (58) **Field of Classification Search**  
USPC ..... D24/200, 211, 212, 213, 214, 215;  
601/19, 22, 27-32, 46, 52, 99, 112, 113,  
601/118, 125, 143, DIG. 12, DIG. 14,  
601/DIG. 15, DIG. 16, DIG. 17  
CPC ..... A61H 1/0266; A61H 2015/0007; A61H  
2015/0014; A61H 2015/0042; A61H  
2015/0035; A61H 15/00; A61H 7/003;  
A61H 7/005; A61H 7/00; A61H  
2001/027; A61H 11/00; A61H 19/00;  
A61H 19/30; A61H 19/32; A61H 19/34;  
A61H 19/40; A61H 19/44; A61H 19/50;  
A61H 21/00  
See application file for complete search history.

- 5,690,603 A \* 11/1997 Kain ..... A61H 19/34  
600/38
- D592,758 S \* 5/2009 Kain ..... D24/215
- 7,530,944 B1 \* 5/2009 Kain ..... A61H 19/34  
600/38
- D604,425 S \* 11/2009 Stewart ..... D24/214
- D630,762 S \* 1/2011 Elliott ..... D24/215
- D630,764 S \* 1/2011 Elliott ..... D24/215
- 7,998,057 B2 \* 8/2011 Kain ..... A61H 19/44  
600/38
- D723,179 S \* 2/2015 Elliott ..... D24/215
- D795,446 S \* 8/2017 Marshall ..... D24/215
- D802,783 S \* 11/2017 Marshall ..... D24/215

\* cited by examiner

*Primary Examiner* — Sandra Snapp

(74) *Attorney, Agent, or Firm* — Richard E. Oney; Tiffany & Bosco, P.A.

(57) **CLAIM**

The ornamental design for a vibrator, as shown and described.

**DESCRIPTION**

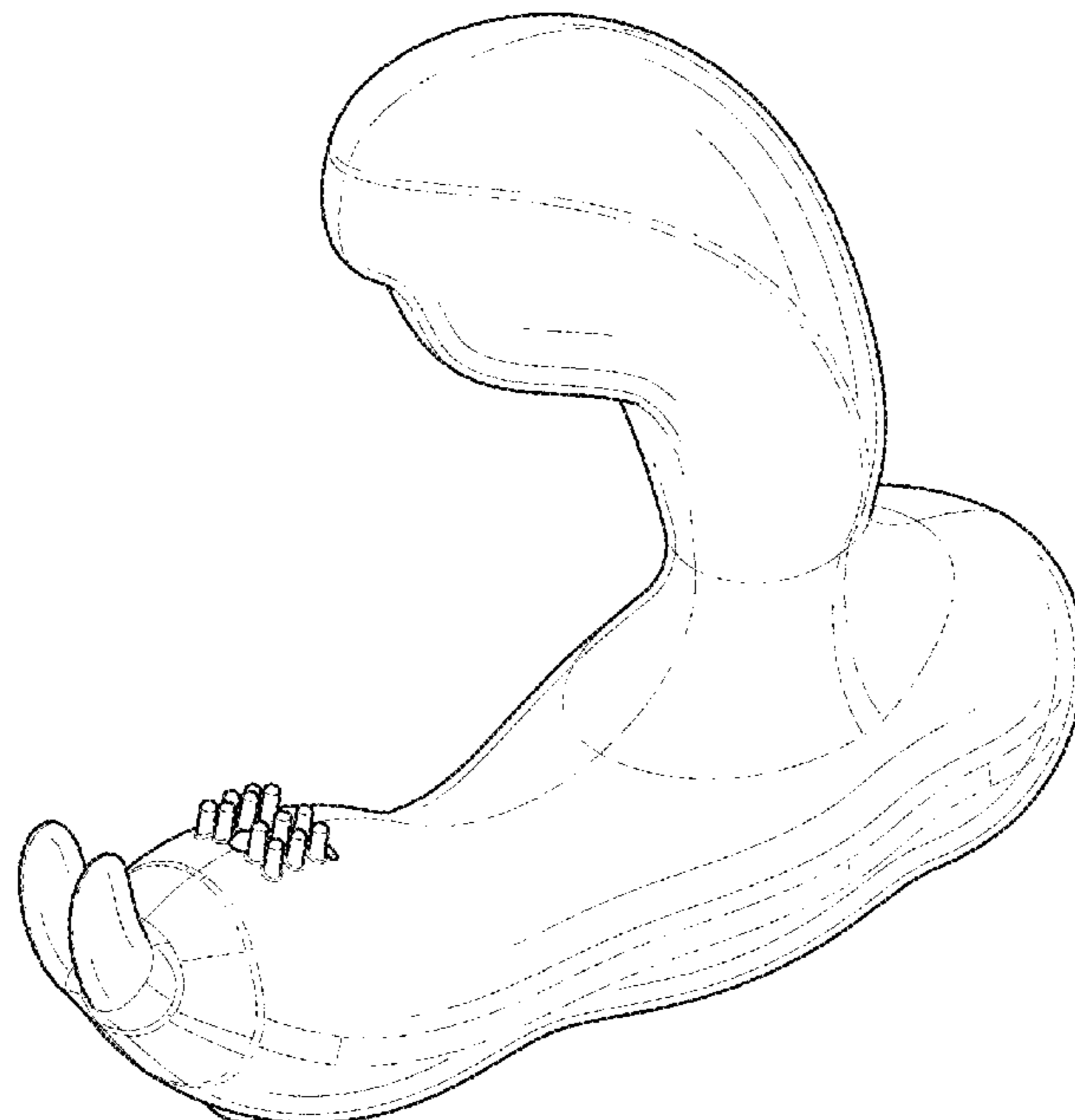
FIG. 1 is a perspective view of a vibrator with the ornamental design;  
FIG. 2 is a front elevation view of the vibrator of FIG. 1;  
FIG. 3 is a rear elevation view of the vibrator of FIG. 1;  
FIG. 4 is a side elevation view of the vibrator of FIG. 1;  
FIG. 5 is a top plan view of the vibrator of FIG. 1; and,  
FIG. 6 is a bottom plan view of the vibrator of FIG. 1.  
The broken lines shown in the drawings are for illustrative purposes only and form no part of the claimed design.

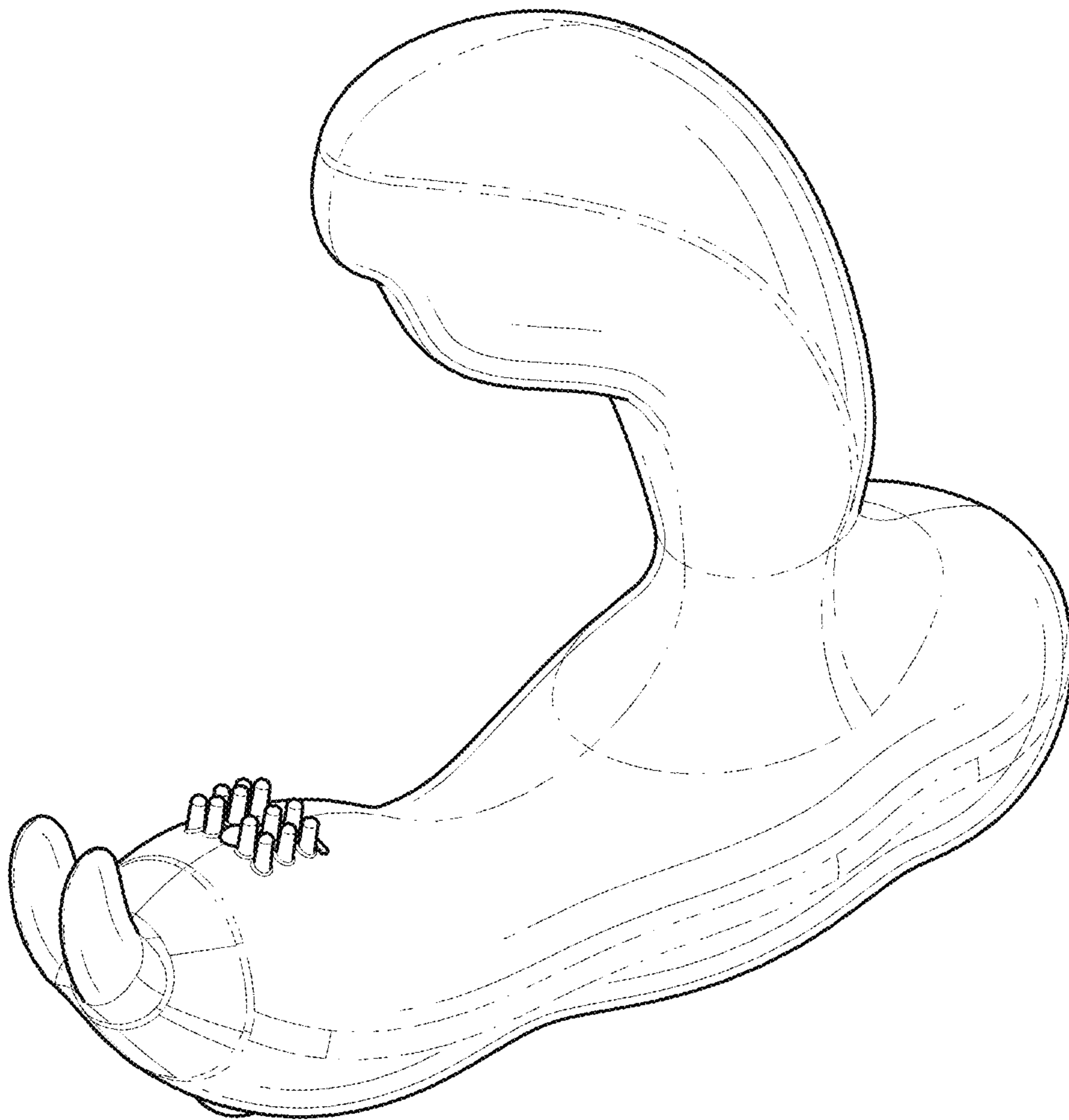
**1 Claim, 6 Drawing Sheets**

(56) **References Cited**

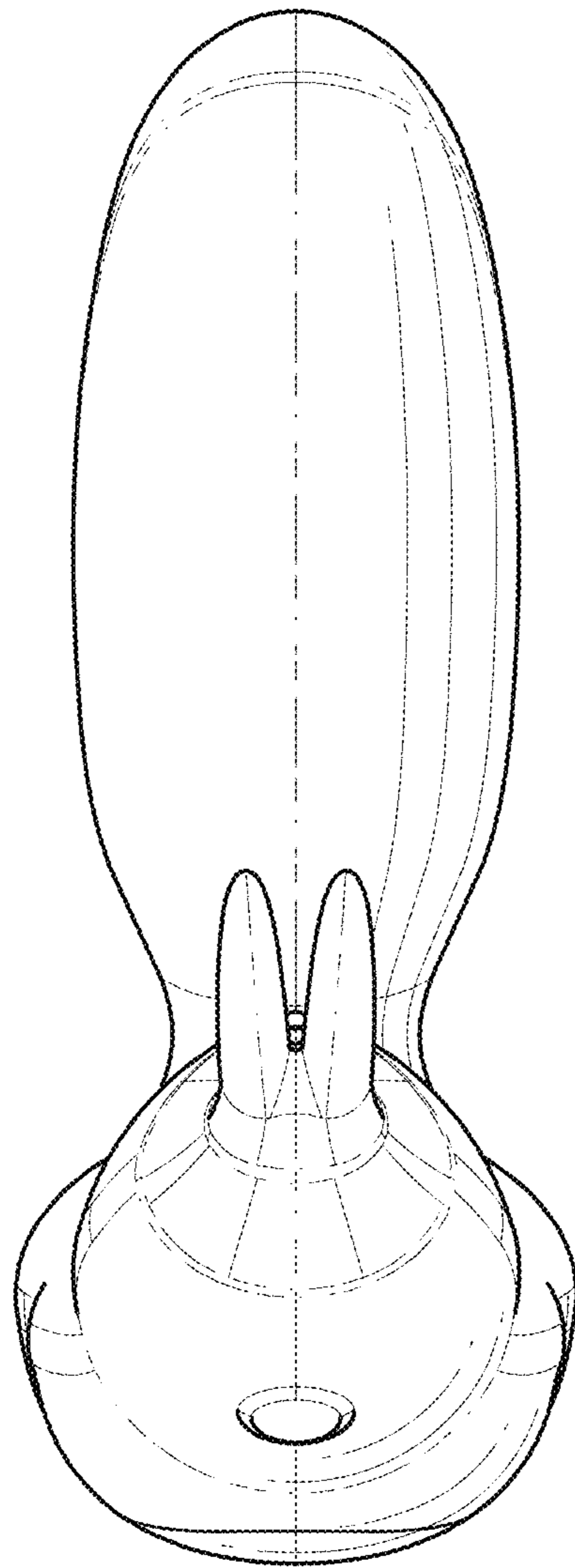
U.S. PATENT DOCUMENTS

- 3,996,930 A \* 12/1976 Sekulich ..... A61H 19/34  
600/38
- D384,156 S \* 9/1997 Kain ..... D24/200

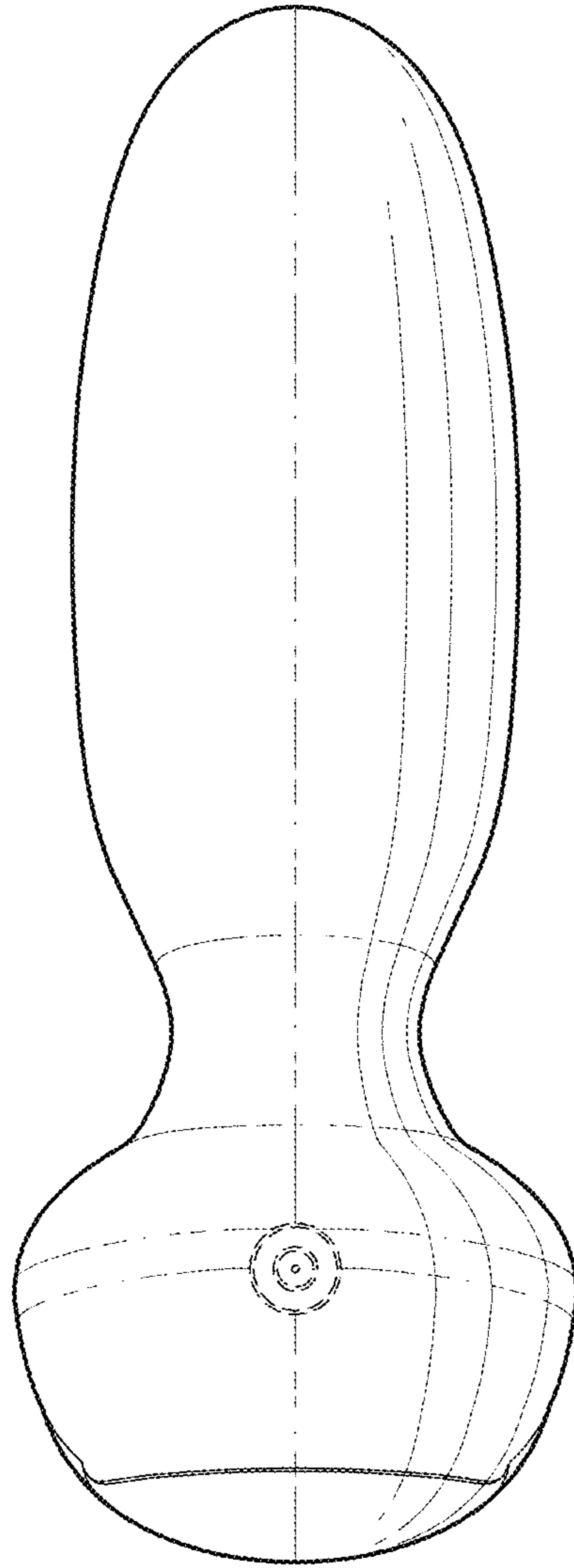




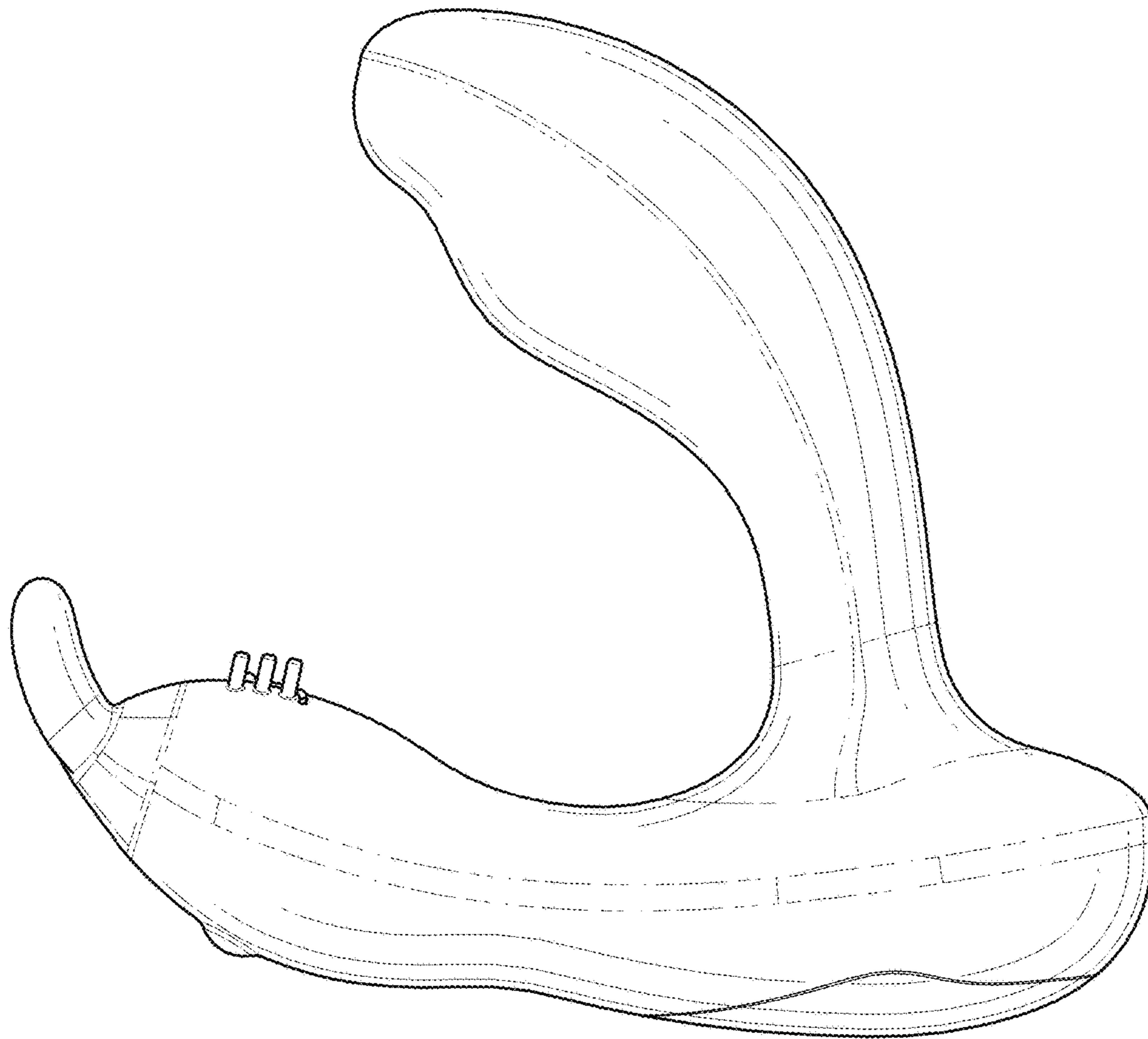
*FIG. 1*



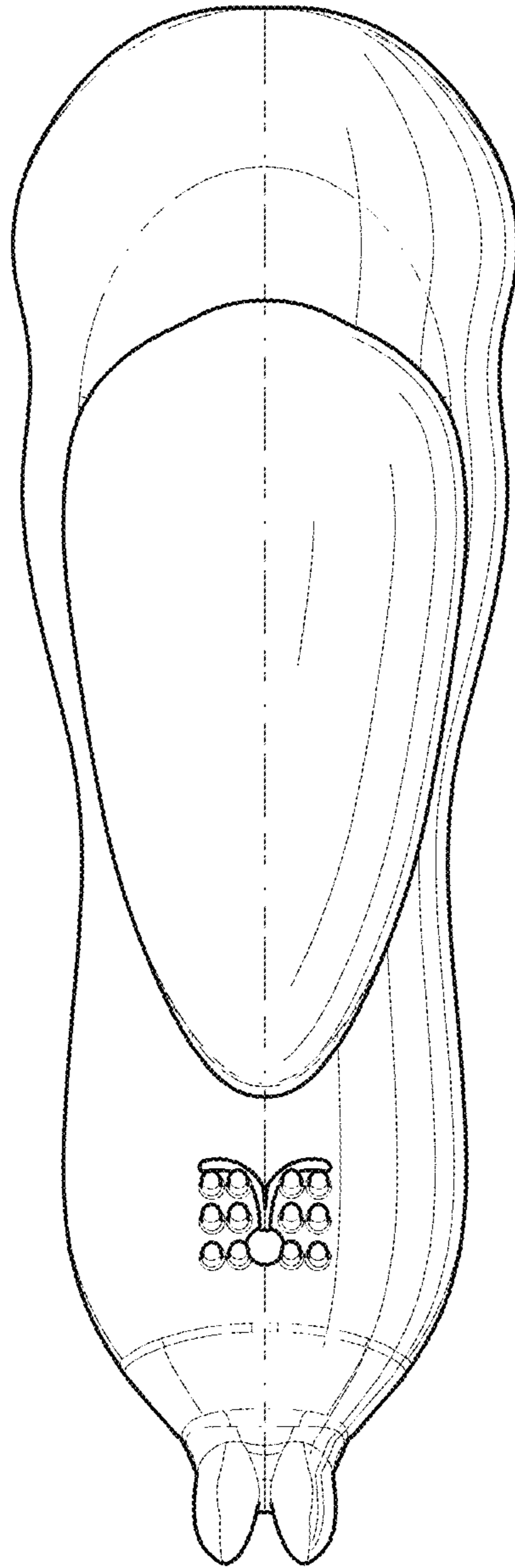
*FIG. 2*



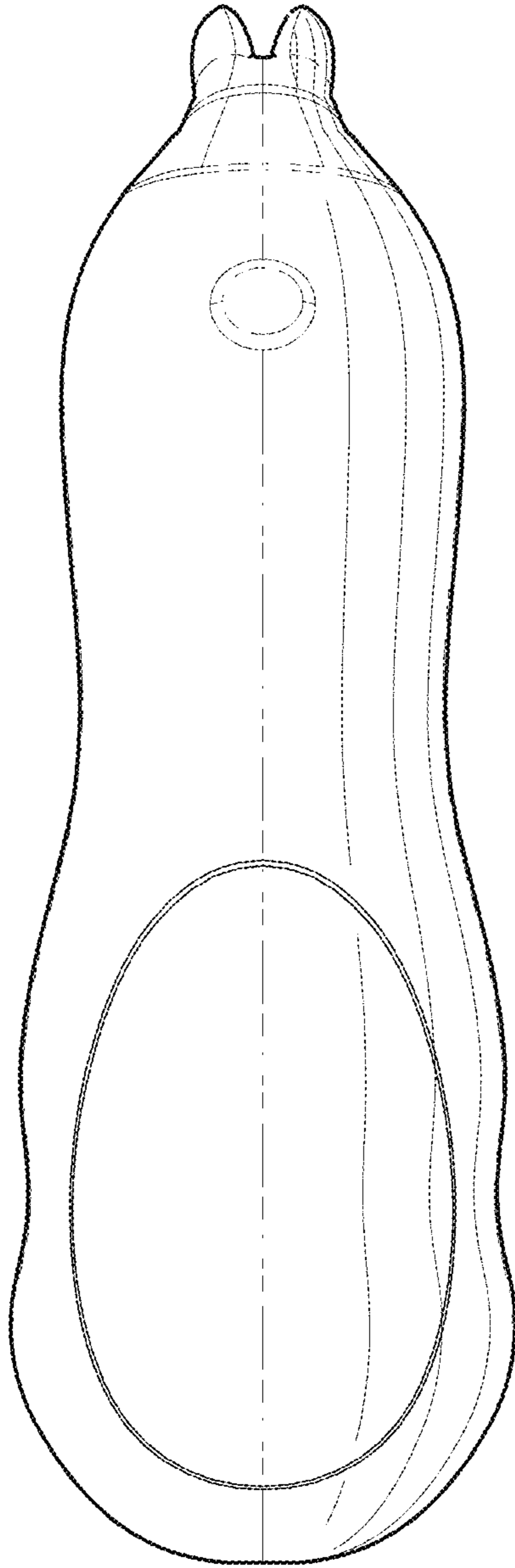
*FIG. 3*



*FIG. 4*



*FIG. 5*



*FIG. 6*