



US00D818141S

(12) **United States Design Patent** (10) **Patent No.:** **US D818,141 S**
Stadler (45) **Date of Patent:** **** May 15, 2018**

(54) **GRACEFUL HOOK**

(71) Applicant: **Gary D Stadler**, Rancho Sante Fe, CA (US)

(72) Inventor: **Gary D Stadler**, Rancho Sante Fe, CA (US)

(**) Term: **15 Years**

(21) Appl. No.: **29/571,390**

(22) Filed: **Jul. 18, 2016**

(51) **LOC (11) Cl.** **28-03**

(52) **U.S. Cl.**
USPC **D24/214**

(58) **Field of Classification Search**
USPC D24/200, 211, 212, 213, 214, 215;
601/19, 22, 27-32, 46, 52, 99, 112, 113,
601/118, 125, 143, DIG. 12, DIG. 14,
601/DIG. 15, DIG. 16, DIG. 17; D8/367,
D8/368, 369, 370

CPC A61H 1/0266; A61H 2015/0007; A61H
2015/0014; A61H 2015/0042; A61H
2015/0035; A61H 15/00; A61H 7/003;
A61H 7/005; A61H 7/00; A61H
2001/027; A61H 11/00; A61H 19/00;
A61H 19/30; A61H 19/32; A61H 19/34;
A61H 19/40; A61H 19/44; A61H 19/50;
A61H 21/00

See application file for complete search history.

(56) **References Cited**

U.S. PATENT DOCUMENTS

- 1,612,343 A * 12/1926 Amussen A61H 7/003
601/135
- D127,824 S * 6/1941 Garas D24/211
- D205,219 S * 7/1966 Wolf D8/369
- D207,703 S * 5/1967 Reich D8/367
- D221,208 S * 7/1971 Rickey D6/328

- D253,277 S * 10/1979 Hensjo D8/367
- D258,687 S * 3/1981 Katsube 601/107
- D268,362 S * 3/1983 Wong D21/399
- D317,204 S * 5/1991 Hennesseey D24/211
- D326,721 S * 6/1992 Ujifusa D24/200
- D336,959 S * 6/1993 Liming D24/214
- D340,527 S * 10/1993 Goodell D11/40
- D343,521 S * 1/1994 Wigley, Sr. 294/137
- D378,167 S * 2/1997 Jones, Jr. D3/315
- D402,764 S * 12/1998 Chatfield D24/211
- D403,431 S * 12/1998 Gladieux, Jr. D24/214
- D405,536 S * 2/1999 Haynes D24/214
- D423,676 S * 4/2000 Lazio D24/211
- D436,181 S * 1/2001 Lazio D24/214
- D444,566 S * 7/2001 Thomas D24/214
- D446,108 S * 8/2001 Snell D8/367
- D456,909 S * 5/2002 Szabo D24/214
- D461,009 S * 7/2002 Viner D24/214
- D464,560 S * 10/2002 Kalat D8/370
- D481,296 S * 10/2003 Chen D8/367
- D524,636 S * 7/2006 Burnett D8/367
- D527,300 S * 8/2006 Ppngonis D11/86
- D528,938 S * 9/2006 Pongonis D11/86
- D531,928 S * 11/2006 Pongonis D11/86
- D560,924 S * 2/2008 Walker D6/300

(Continued)

Primary Examiner — Sandra Snapp


(57) **CLAIM**

I claim the ornamental design for a graceful hook, as shown and described.

DESCRIPTION

FIG. 1 is a left, front perspective view of a graceful hook showing my new design;
FIG. 2 is a left, rear perspective view thereof;
FIG. 3 is a top plan view thereof;
FIG. 4 is a front elevation view thereof; and,
FIG. 5 is a left side elevation view thereof.
The broken lines of the graceful hook and the human silhouette are for illustrative purposes only and form no part of the claimed design.

1 Claim, 3 Drawing Sheets



(56)

References Cited

U.S. PATENT DOCUMENTS

7,335,171	B2 *	2/2008	Ewell	A61H 7/001 601/135
D573,875	S *	7/2008	Anderson	D8/367
D590,510	S *	4/2009	Johansen	D24/214
D595,901	S *	7/2009	Heininen	D28/91.2
D613,416	S *	4/2010	Schupman	D24/200
8,224,464	B2 *	7/2012	Wise	A61H 21/00 600/38
8,337,435	B2 *	12/2012	Wise	A61N 1/0512 601/135
D688,193	S *	8/2013	Beshears	D12/317
D715,134	S *	10/2014	Wells	A01K 95/02 D8/370
D722,176	S *	2/2015	Gutman	D24/215
D742,534	S *	11/2015	Bains	D24/214
D743,043	S *	11/2015	Cao	D24/215
D750,796	S *	3/2016	Bains	D24/214
D769,454	S *	10/2016	Hong	D24/215
9,622,938	B2 *	4/2017	Wise	A61H 23/00
D795,679	S *	8/2017	Brooks	D8/370
D810,548	S *	2/2018	Lynn	D8/367
2017/0056278	A1 *	3/2017	Miles	A61H 7/003

* cited by examiner




FIG. 1




FIG. 2

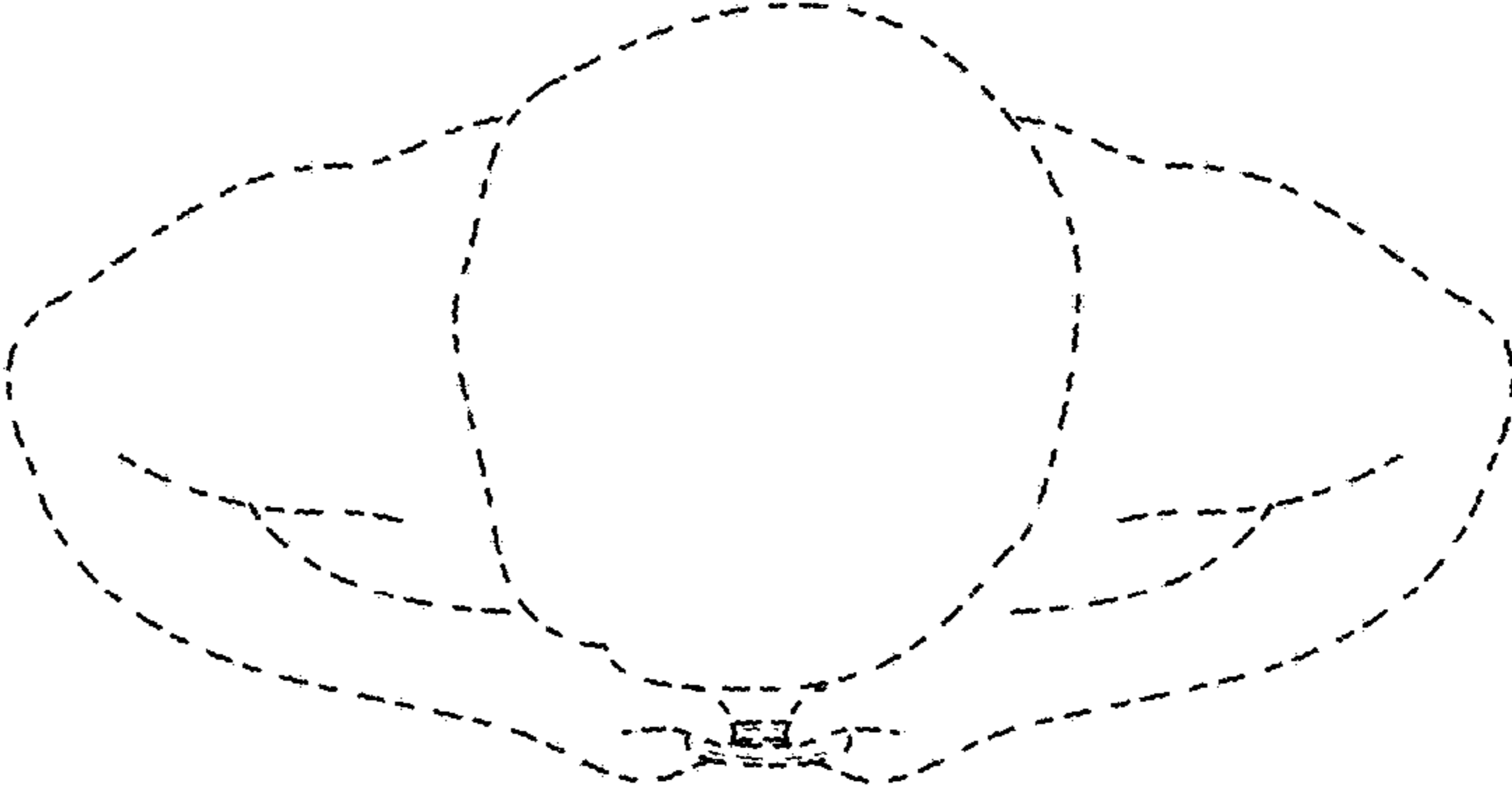


FIG. 3

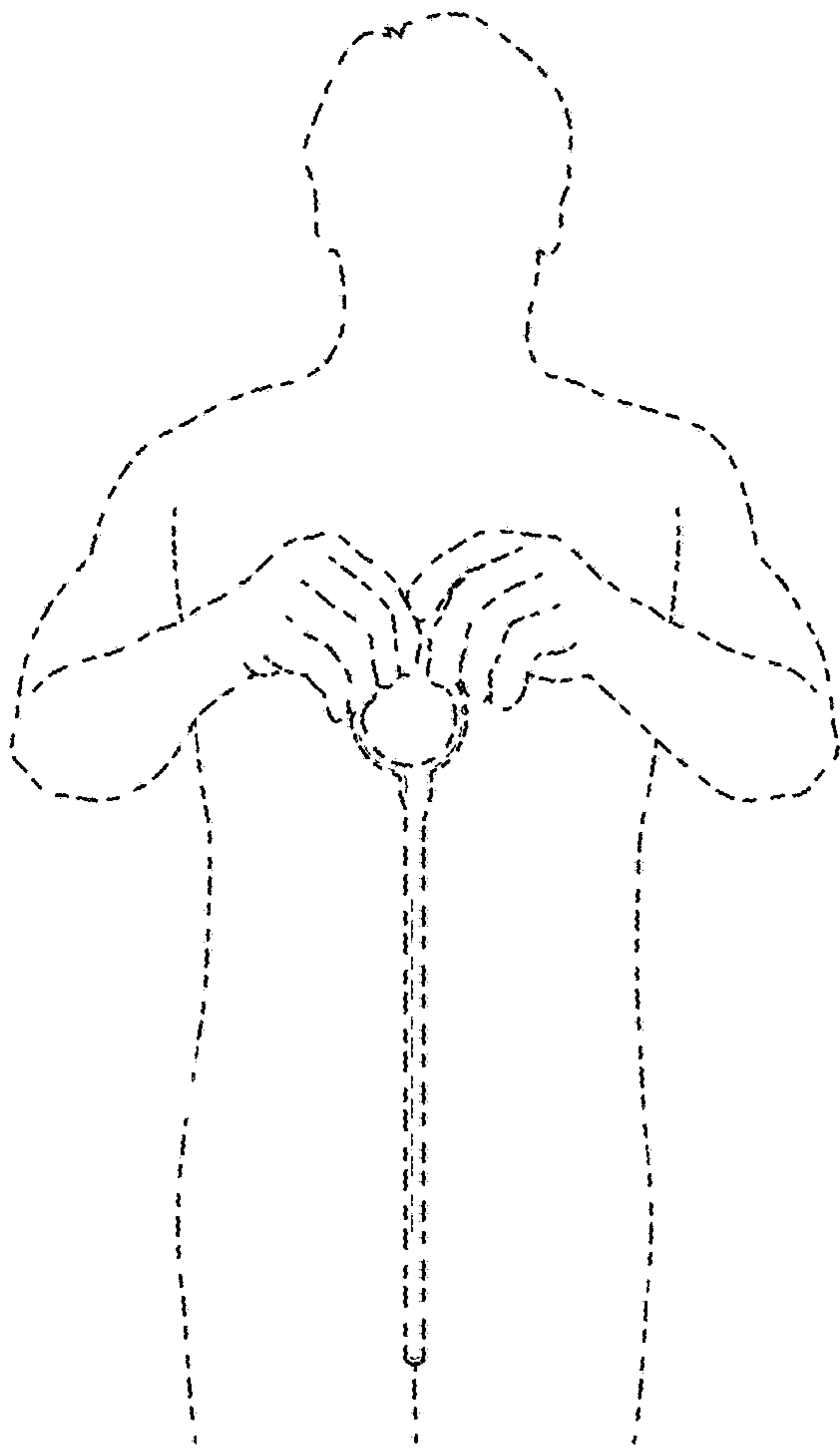


FIG. 4

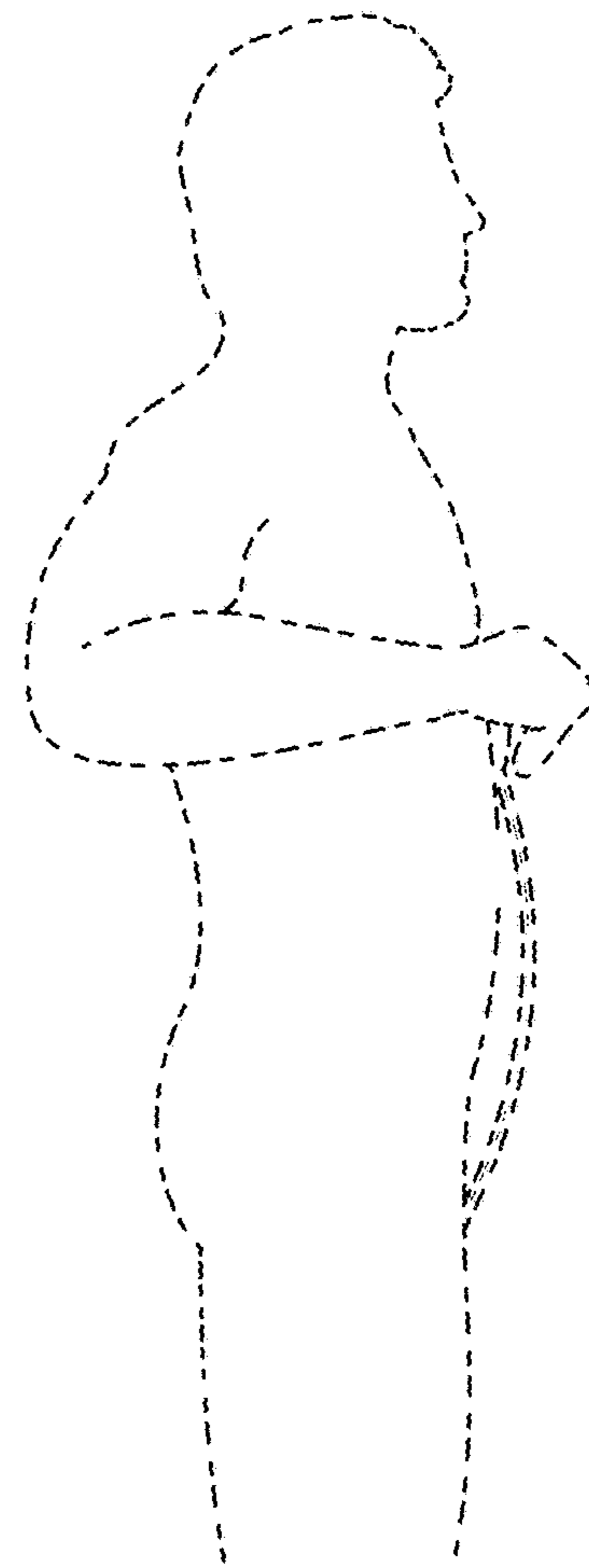


FIG. 5