



US00D818140S

(12) **United States Design Patent** (10) **Patent No.:** **US D818,140 S**
Stadler (45) **Date of Patent:** **** May 15, 2018**

(54) **GRACEFUL HOOK**
(71) Applicant: **Gary D Stadler**, Rancho Sante Fe, CA (US)
(72) Inventor: **Gary D Stadler**, Rancho Sante Fe, CA (US)
(**) Term: **15 Years**
(21) Appl. No.: **29/571,386**
(22) Filed: **Jul. 18, 2016**
(51) **LOC (11) Cl.** **28-03**
(52) **U.S. Cl.**
USPC **D24/214**
(58) **Field of Classification Search**
USPC D24/200, 211, 212, 213, 214, 215;
601/19, 22, 27-32, 46, 52, 99, 112, 113,
601/118, 125, 143, DIG. 12, DIG. 14,
601/DIG. 15, DIG. 16, DIG. 17; D8/367,
D8/368, 369, 370
CPC A61H 1/0266; A61H 2015/0007; A61H
2015/0014; A61H 2015/0042; A61H
2015/0035; A61H 15/00; A61H 7/003;
A61H 7/005; A61H 7/00; A61H
2001/027; A61H 11/00; A61H 19/00;
A61H 19/30; A61H 19/32; A61H 19/34;
A61H 19/40; A61H 19/44; A61H 19/50;
A61H 21/00
See application file for complete search history.

(56) **References Cited**
U.S. PATENT DOCUMENTS
1,612,343 A * 12/1926 Amussen A61H 7/003
601/135
D127,824 S * 6/1941 Garas D24/211
D205,219 S * 7/1966 Wolf D8/369
D207,703 S * 5/1967 Reich D8/367
D221,208 S * 7/1971 Rickey D6/328

D253,277 S * 10/1979 Hensjo D8/367
D258,687 S * 3/1981 Katsube 601/107
D268,362 S * 3/1983 Wong D21/399
D317,204 S * 5/1991 Hennesseey D24/211
D326,721 S * 6/1992 Ujifusa D24/200
D336,959 S * 6/1993 Liming D24/214
D340,527 S * 10/1993 Goodell D11/40
D343,521 S * 1/1994 Wigley, Sr. 294/137
D378,167 S * 2/1997 Jones, Jr. D3/315
D402,764 S * 12/1998 Chatfield D24/211
D403,431 S * 12/1998 Gladieux, Jr. D24/214
D405,536 S * 2/1999 Haynes D24/214
D423,676 S * 4/2000 Lazio D24/211
D436,181 S * 1/2001 Lazio D24/214
D444,566 S * 7/2001 Thomas D24/214
D446,108 S * 8/2001 Snell D8/367
D456,909 S * 5/2002 Szabo D24/214
D461,009 S * 7/2002 Viner D24/214
D464,560 S * 10/2002 Kalat D8/370
D481,296 S * 10/2003 Chen D8/367
D524,636 S * 7/2006 Burnett D8/367
D527,300 S * 8/2006 Ppngonis D11/86
D528,938 S * 9/2006 Pongonis D11/86
D531,928 S * 11/2006 Pongonis D11/86

(Continued)

Primary Examiner — Sandra Snapp


(57) **CLAIM**

I claim the ornamental design for a graceful hook, as shown and described.

DESCRIPTION

FIG. 1 is a right, front perspective view of a graceful hook showing my new design;
FIG. 2 is a left, front perspective view thereof;
FIG. 3 is a right side elevation view thereof;
FIG. 4 is a top plan view thereof;
FIG. 5 is a front elevation view thereof; and,
FIG. 6 is a left side elevation view thereof.
The broken lines depicting a human silhouette is for illustrative purposes only and form no part of the claimed design.

1 Claim, 3 Drawing Sheets



(56)

References Cited

U.S. PATENT DOCUMENTS

D560,924 S * 2/2008 Walker D6/300
7,335,171 B2 * 2/2008 Ewell A61H 7/001
601/135
D573,875 S * 7/2008 Anderson D8/367
D590,510 S * 4/2009 Johansen D24/214
D595,901 S * 7/2009 Heininen D28/91.2
D613,416 S * 4/2010 Schupman D24/200
8,224,464 B2 * 7/2012 Wise A61H 21/00
600/38
8,337,435 B2 * 12/2012 Wise A61N 1/0512
601/135
D688,193 S * 8/2013 Beshears D12/317
D715,134 S * 10/2014 Wells A01K 95/02
D8/370
D722,176 S * 2/2015 Gutman D24/215
D742,534 S * 11/2015 Bains D24/214
D743,043 S * 11/2015 Cao D24/215
D750,796 S * 3/2016 Bains D24/214
D769,454 S * 10/2016 Hong D24/215
9,622,938 B2 * 4/2017 Wise A61H 23/00
D795,679 S * 8/2017 Brooks D8/370
D810,548 S * 2/2018 Lynn D8/367
2017/0056278 A1 * 3/2017 Miles A61H 7/003

* cited by examiner




FIG. 1

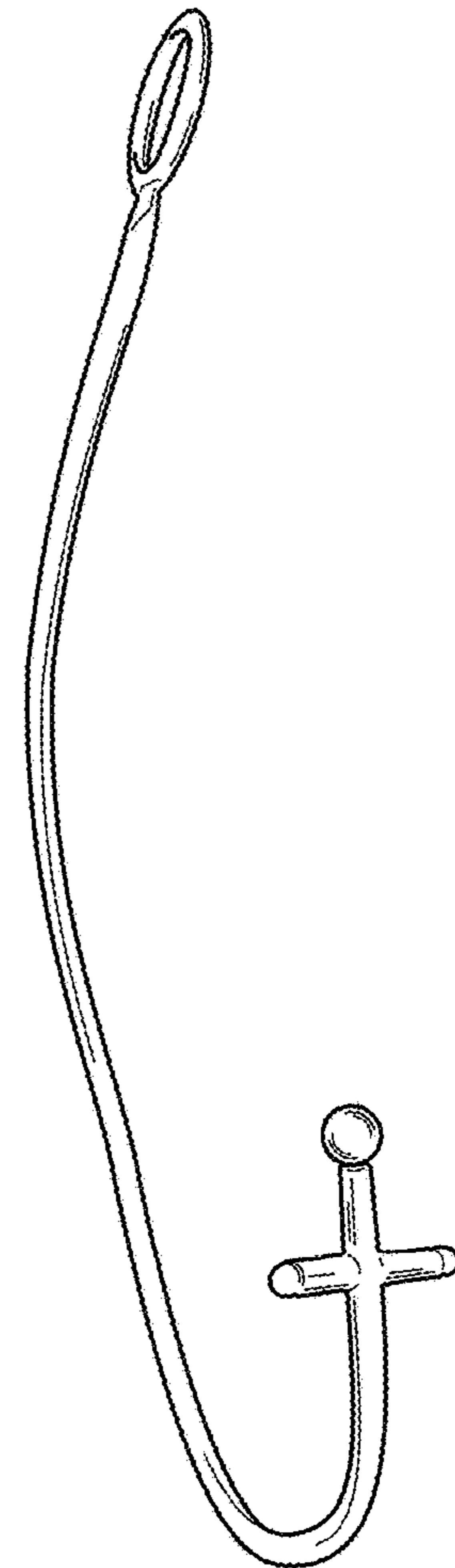


FIG. 2




FIG. 3

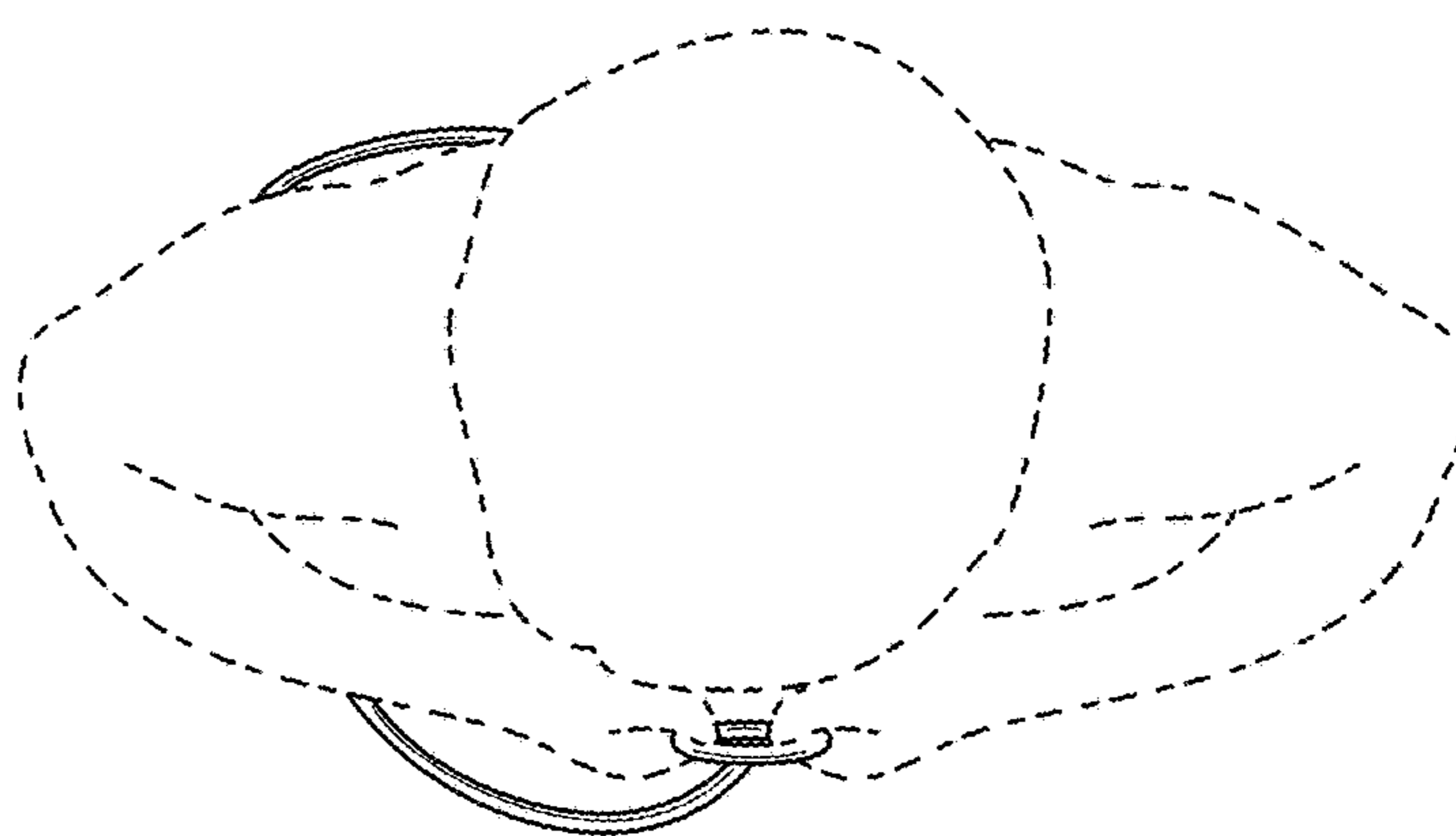


FIG. 4

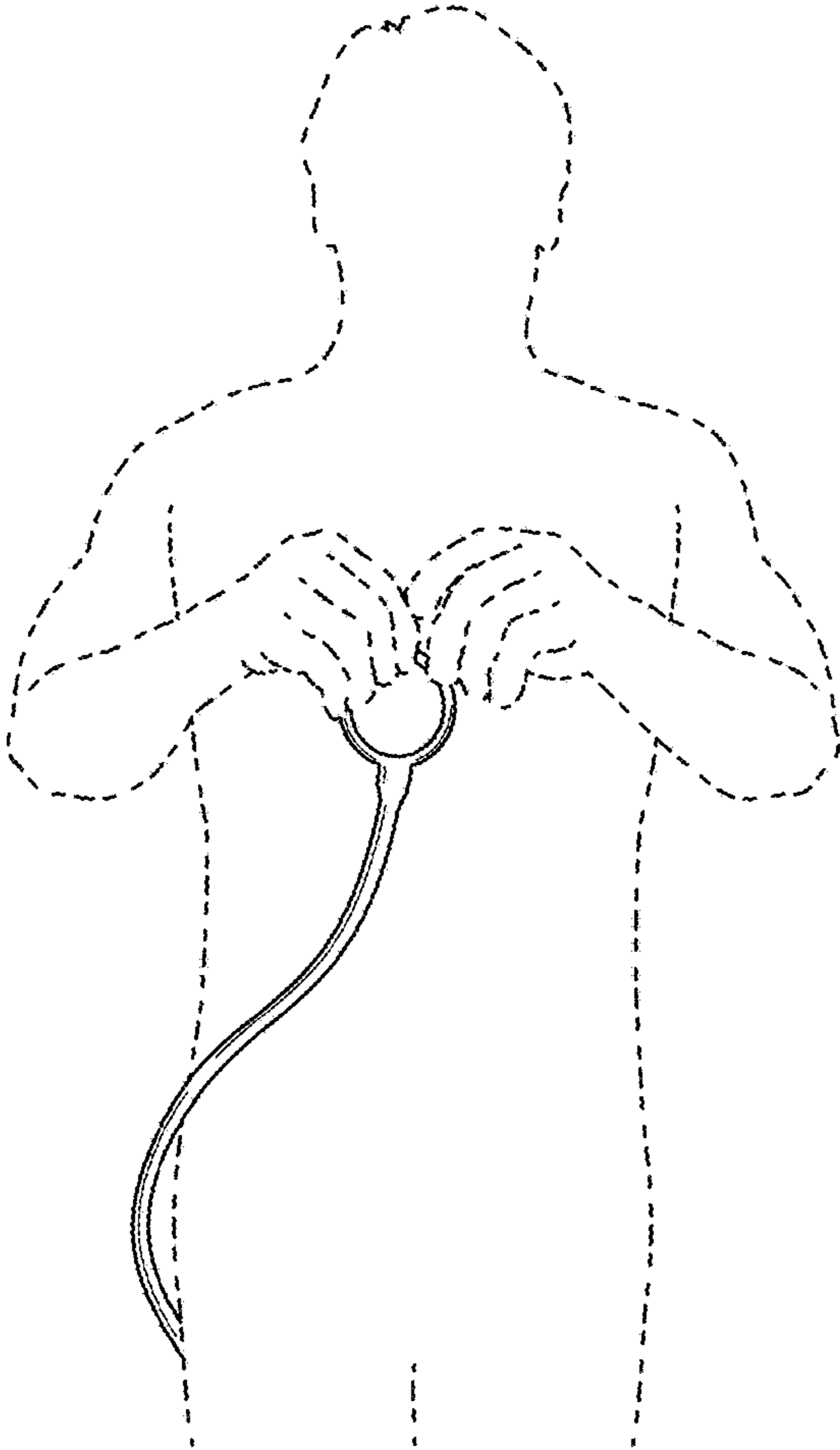


FIG. 5

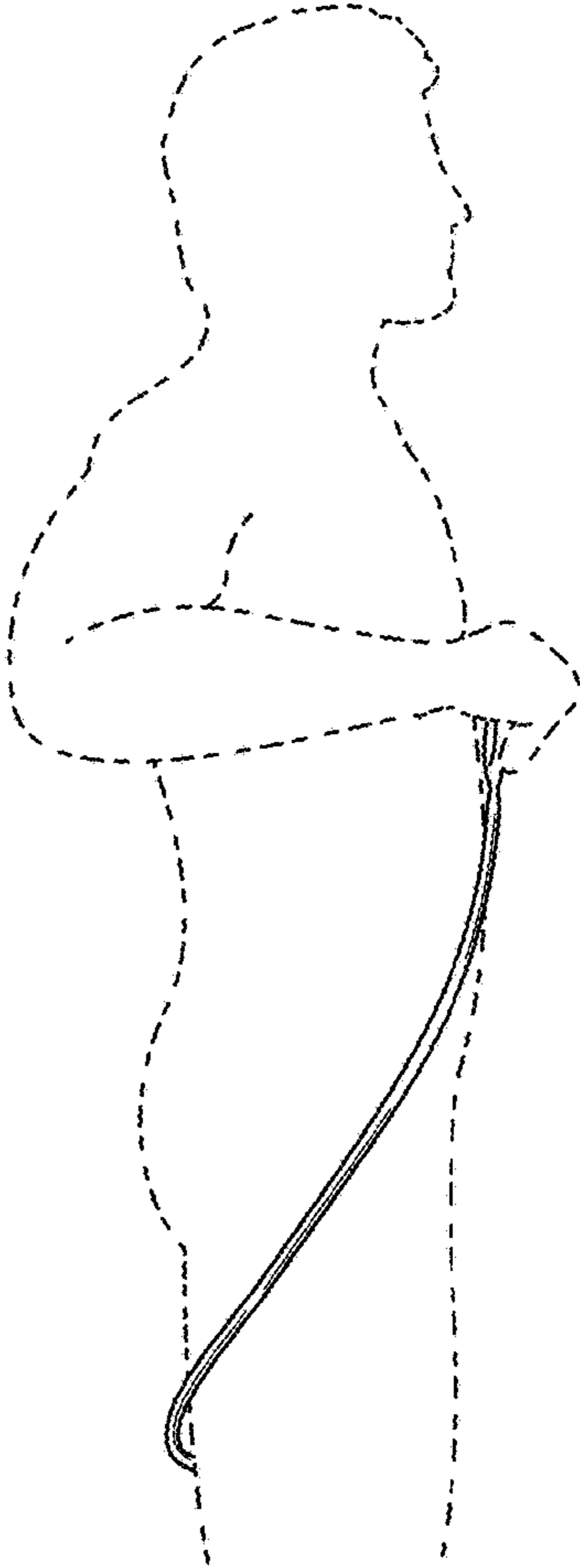


FIG. 6