



US00D818131S

(12) **United States Design Patent** (10) **Patent No.:** **US D818,131 S**
Chhatrala et al. (45) **Date of Patent:** **** May 15, 2018**

(54) **CAST**

(71) Applicants: **Pankaj Kumar K. Chhatrala**, Gujarat (IN); **Nikhil Kailas Jamdade**, Maharashtra (IN); **Devanshi Saksena**, Mumbai (IN); **Bhavuk Garg**, New Delhi (IN)

(72) Inventors: **Pankaj Kumar K. Chhatrala**, Gujarat (IN); **Nikhil Kailas Jamdade**, Maharashtra (IN); **Devanshi Saksena**, Mumbai (IN); **Bhavuk Garg**, New Delhi (IN)

(73) Assignee: **The Secretary, Department of Biotechnology**, New Delhi (IN)

(**) Term: **15 Years**

(21) Appl. No.: **29/584,820**

(22) Filed: **Nov. 17, 2016**

(51) **LOC (11) Cl.** **24-02**

(52) **U.S. Cl.**
USPC **D24/190**

(58) **Field of Classification Search**
 USPC D24/189, 190, 191, 192, 188, 206, 207; D29/101.1, 101.2, 122, 113, 117.1-119, D29/123; 602/7, 16, 20, 23, 27, 28, 56, 602/60, 61, 62, 65, 66, 8; D2/618, 619, D2/621, 610
 CPC .. A61F 5/028; A61F 5/02; A61F 5/022; A61F 5/055; A61F 5/0118; A61F 5/0123; A61F 2005/0139; A61F 2005/0174; A61F 2005/0181; A61F 5/05866; A61F 5/048; A61F 5/05816; A61F 5/012; A61F 5/04; A61F 5/058; A61F 5/05858; Y10S 128/23; A61H 1/0288; A63B 21/4023; A63B 23/16

See application file for complete search history.

(56) **References Cited**

U.S. PATENT DOCUMENTS

4,294,240 A * 10/1981 Thill A61F 13/041 602/21
 4,483,332 A * 11/1984 Rind A61L 15/07 602/13
 5,088,484 A * 2/1992 Freeman A61L 15/12 602/44
 5,836,902 A * 11/1998 Gray A61F 5/0111 128/882
 6,942,628 B1 * 9/2005 Watson A61F 13/04 602/6
 7,615,019 B2 * 11/2009 Nordt, III A41D 13/05 602/16
 8,303,527 B2 * 11/2012 Joseph A61F 5/01 128/869
 D731,071 S * 6/2015 Hughes D24/192
 D790,716 S * 6/2017 Hinds D24/190
 2008/0249449 A1 * 10/2008 Brown A61F 13/00987 602/20
 2010/0063433 A1 * 3/2010 Linares A61F 5/05841 602/20

(Continued)

Primary Examiner — Garth Rademaker

Assistant Examiner — Samantha Q. Lawrence

(74) *Attorney, Agent, or Firm* — King & Schickli, PLLC

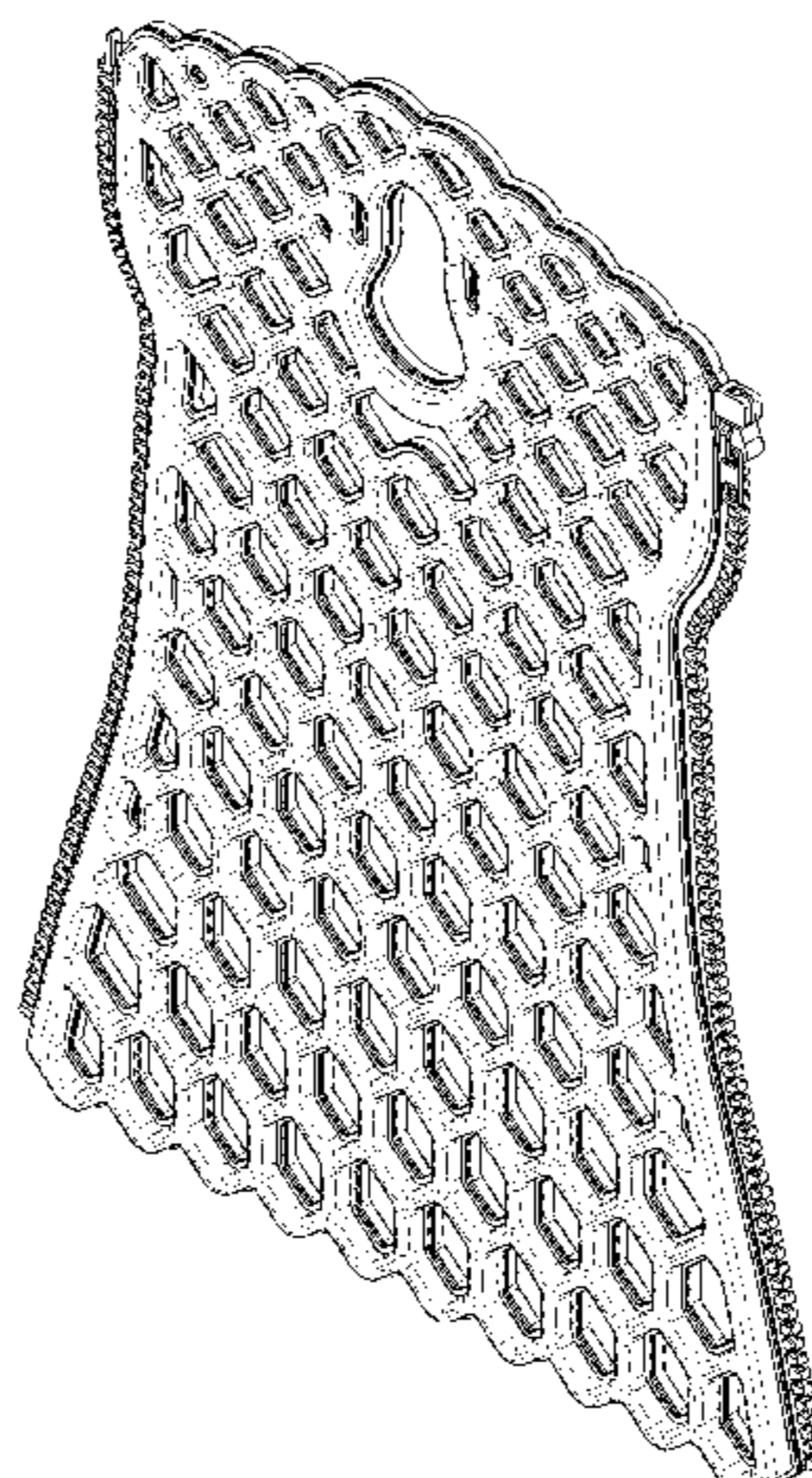
(57) **CLAIM**

The ornamental design for a cast, as shown and described.

DESCRIPTION

FIG. 1 is a front perspective view of a cast;
 FIG. 2 is a rear perspective view thereof;
 FIG. 3 is a front view thereof;
 FIG. 4 is a right side view thereof;
 FIG. 5 is a rear view thereof;
 FIG. 6 is a left side view thereof;
 FIG. 7 is a top view thereof; and,
 FIG. 8 is a bottom view thereof.

1 Claim, 6 Drawing Sheets



(56)

References Cited

U.S. PATENT DOCUMENTS

2016/0296362 A1* 10/2016 Suarez A61F 5/41
2017/0079830 A1* 3/2017 Chhatrala A61F 5/0118

* cited by examiner

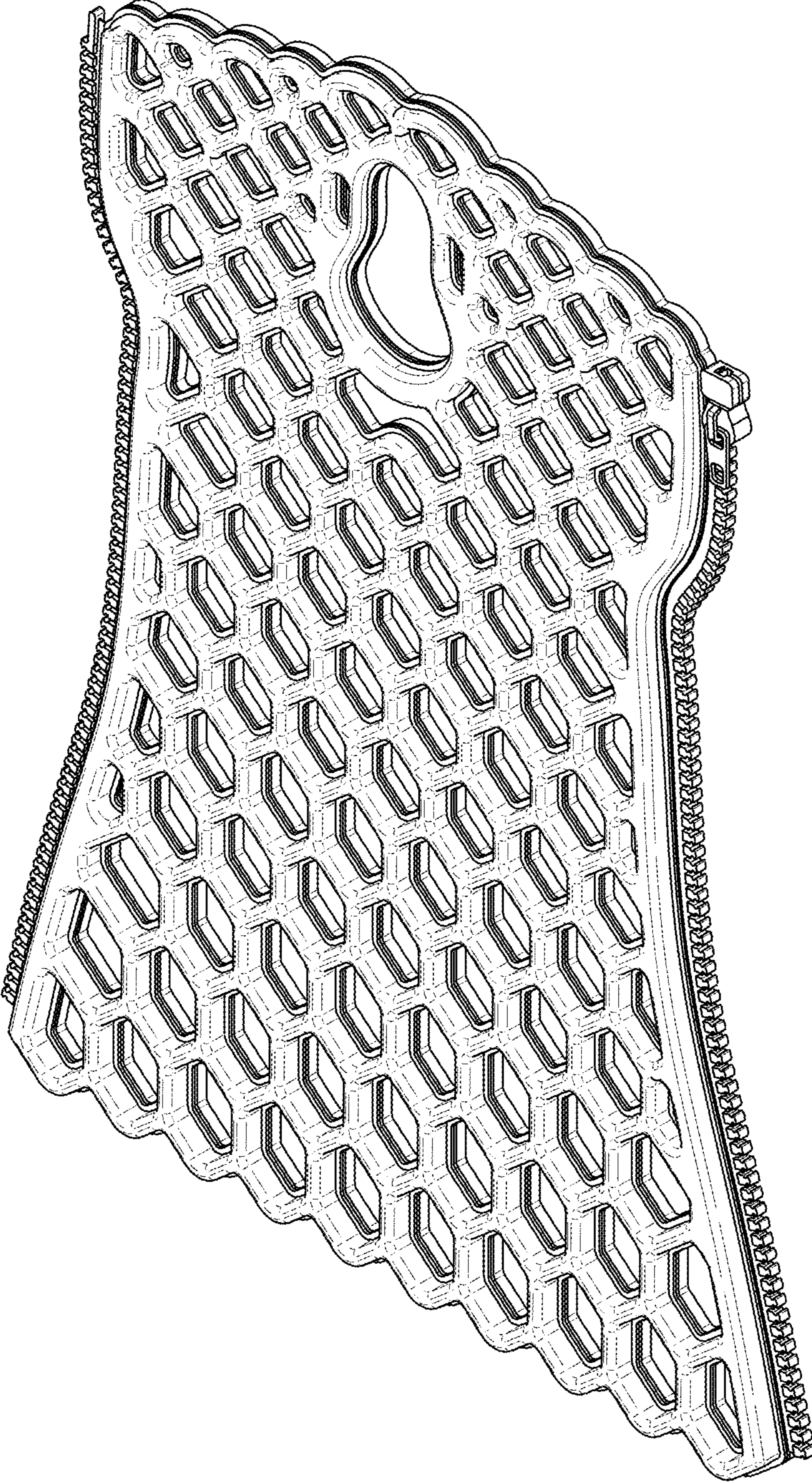


FIG. 1

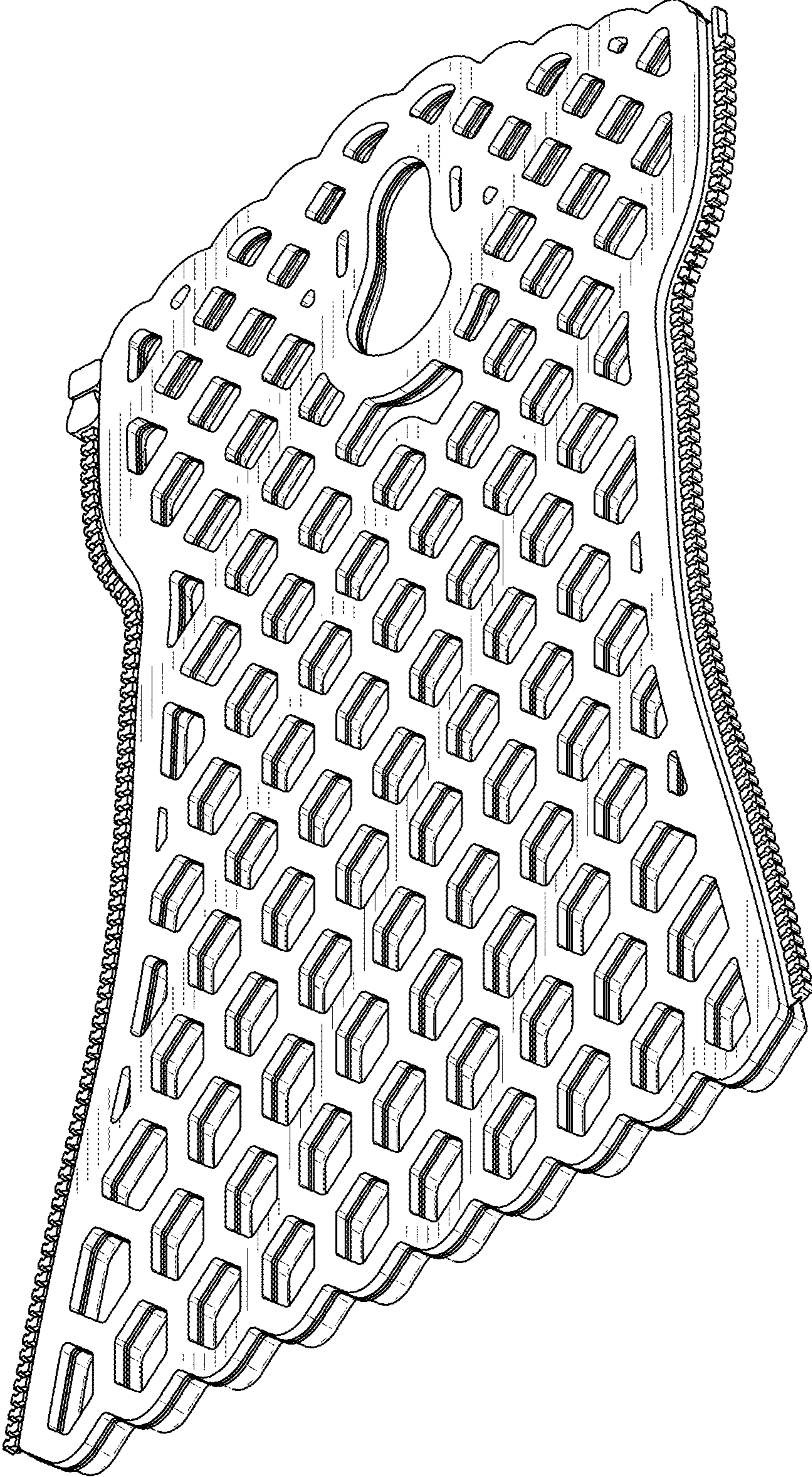


FIG. 2

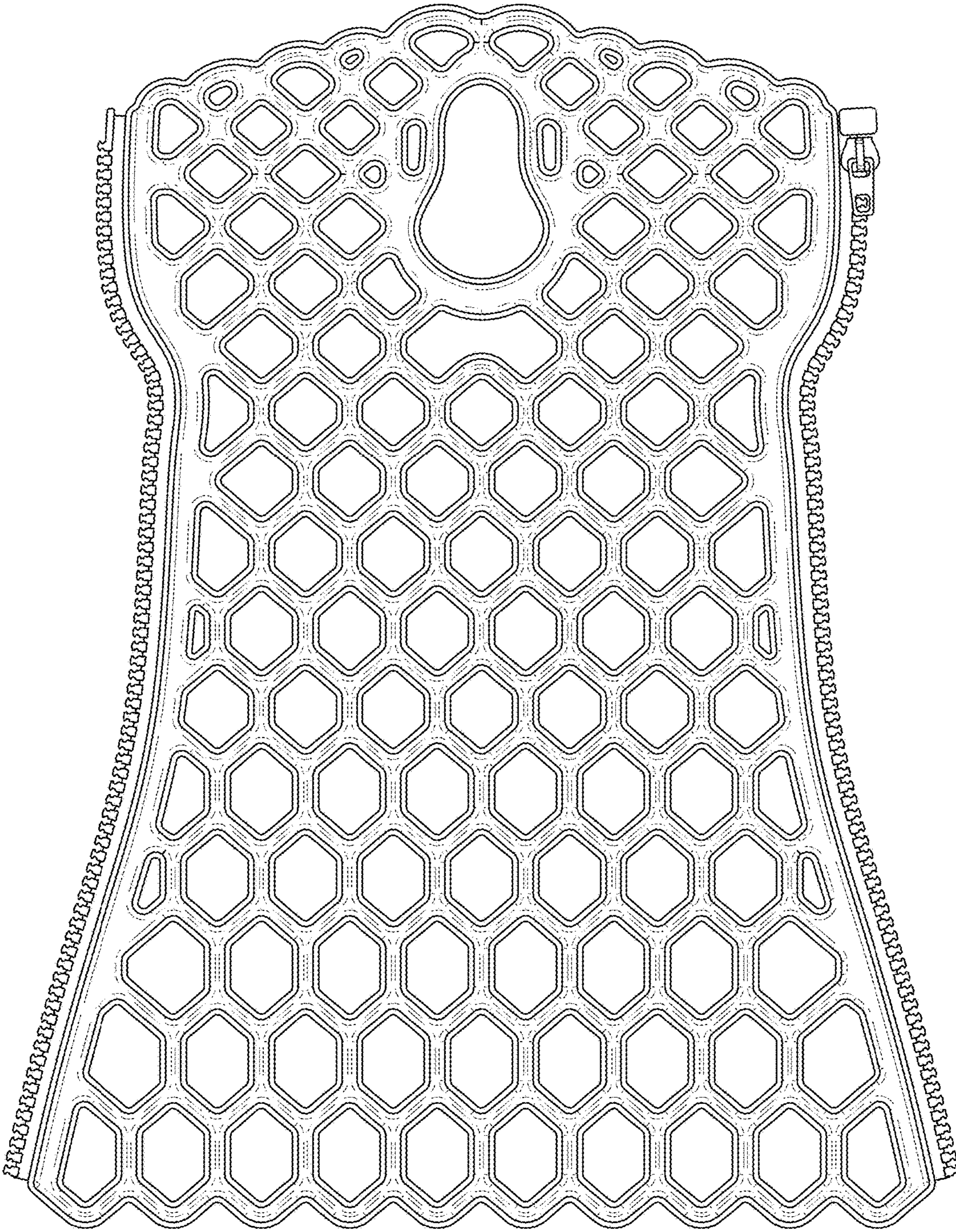


FIG. 3




FIG. 4




FIG. 6

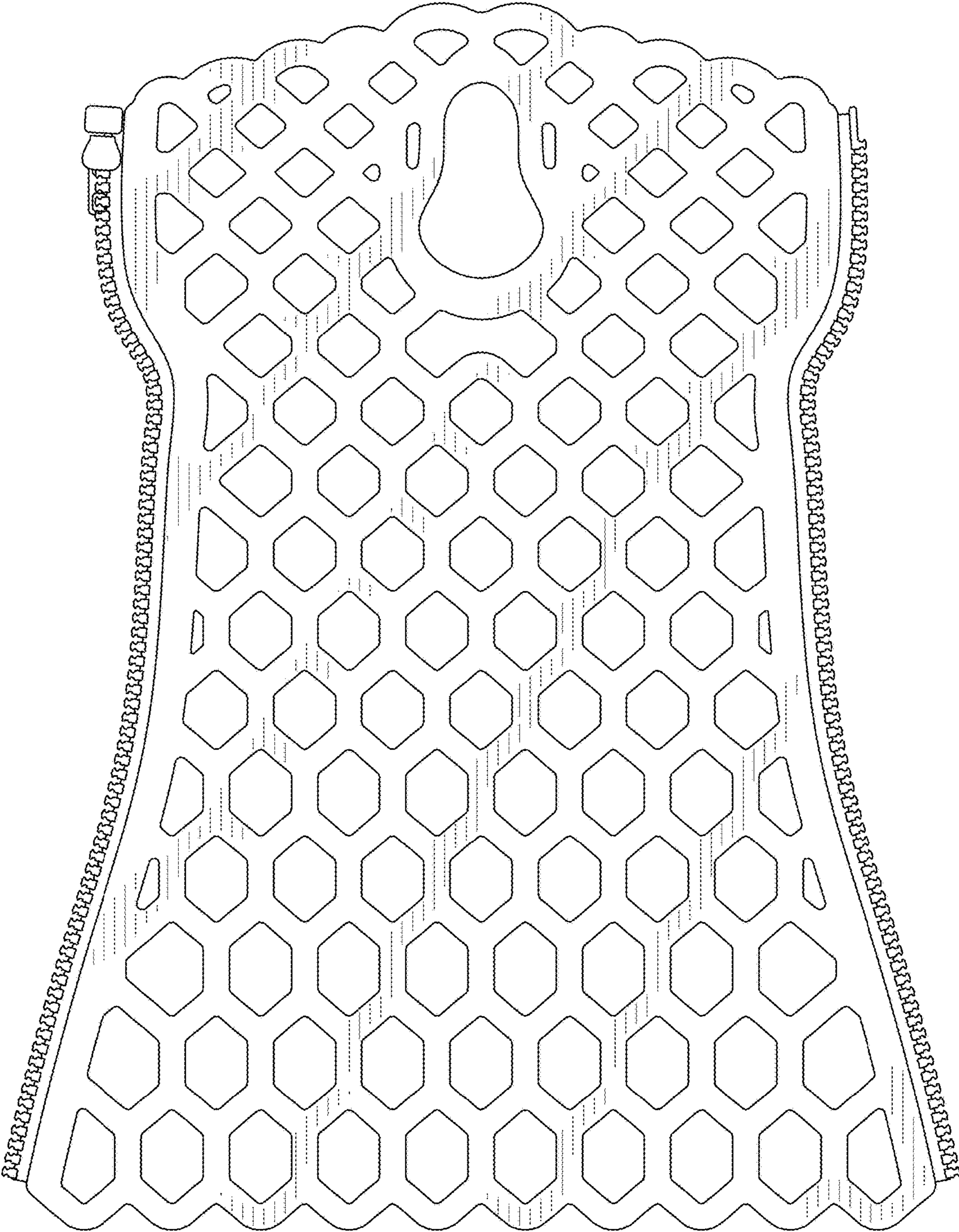


FIG. 5




FIG. 7



FIG. 8