



US00D818122S

(12) **United States Design Patent** (10) **Patent No.:** **US D818,122 S**
Oberkircher et al. (45) **Date of Patent:** **** May 15, 2018**

(54) **HANDLE FOR A SURGICAL INSTRUMENT**

(71) Applicant: **Ethicon LLC**, Guaynabo, PR (US)

(72) Inventors: **Brendan J. Oberkircher**, Cincinnati, OH (US); **Cory G. Kimball**, Cincinnati, OH (US)

(73) Assignee: **ETHICON LLC**, Guaynabo, PR (US)

(**) Term: **15 Years**

(21) Appl. No.: **29/623,148**

(22) Filed: **Oct. 23, 2017**

Related U.S. Application Data

(63) Continuation of application No. 29/548,110, filed on Dec. 10, 2015, now Pat. No. Des. 803,396.

(51) **LOC (11) Cl.** **24-02**

(52) **U.S. Cl.**
USPC **D24/133; D24/144**

(58) **Field of Classification Search**
USPC D24/108, 117, 118, 132, 133, 137, 138, D24/222, 144; D16/130, 132, 136; 600/49, 109, 137-147

CPC ... A61B 1/0083; A61B 18/14; A61B 18/1445; A61B 5/076; A61B 17/00008; A61B 1/00
See application file for complete search history.

(56) **References Cited**

U.S. PATENT DOCUMENTS

D330,253 S *	10/1992	Burek	D24/144
D621,932 S *	8/2010	Sonleiter	D24/133
D629,098 S *	12/2010	Sonleiter	D24/133
D674,913 S *	1/2013	Koop	D24/222
D718,435 S *	11/2014	Deckman	A61F 6/06
				D24/105
8,968,356 B2 *	3/2015	Mueller	A61B 17/00
				606/205

D745,670 S *	12/2015	Czupalla	D24/138
D747,802 S *	1/2016	Freigang	D24/133
D748,254 S *	1/2016	Freigang	D24/133
D752,737 S *	3/2016	Ohashi	D24/112
D768,854 S *	10/2016	Halleck	D24/138
D777,327 S *	1/2017	Halleck	D24/138
D794,193 S *	8/2017	Schuerg	D24/144
D798,445 S *	9/2017	Heni	D24/133
D803,396 S *	11/2017	Oberkircher	D24/133
D806,230 S *	12/2017	Johnson	D24/112
2003/0073902 A1 *	4/2003	Hauschild	A61B 17/32037
				600/431
2014/0012237 A1 *	1/2014	Pribanic	A61B 17/07207
				606/1
2014/0110456 A1 *	4/2014	Taylor	A61B 17/072
				227/176.1
2014/0277107 A1 *	9/2014	Ishida	A61B 17/29
				606/205

(Continued)

Primary Examiner — Ian Simmons
Assistant Examiner — Yolanda Robinson

(57) **CLAIM**

The ornamental design for a handle for a surgical instrument, as shown and described.

DESCRIPTION

FIG. 1 is a perspective view of the handle for a surgical instrument;

FIG. 2 is a top plan view thereof;

FIG. 3 is a left side elevation view thereof;

FIG. 4 is a bottom plan view thereof;

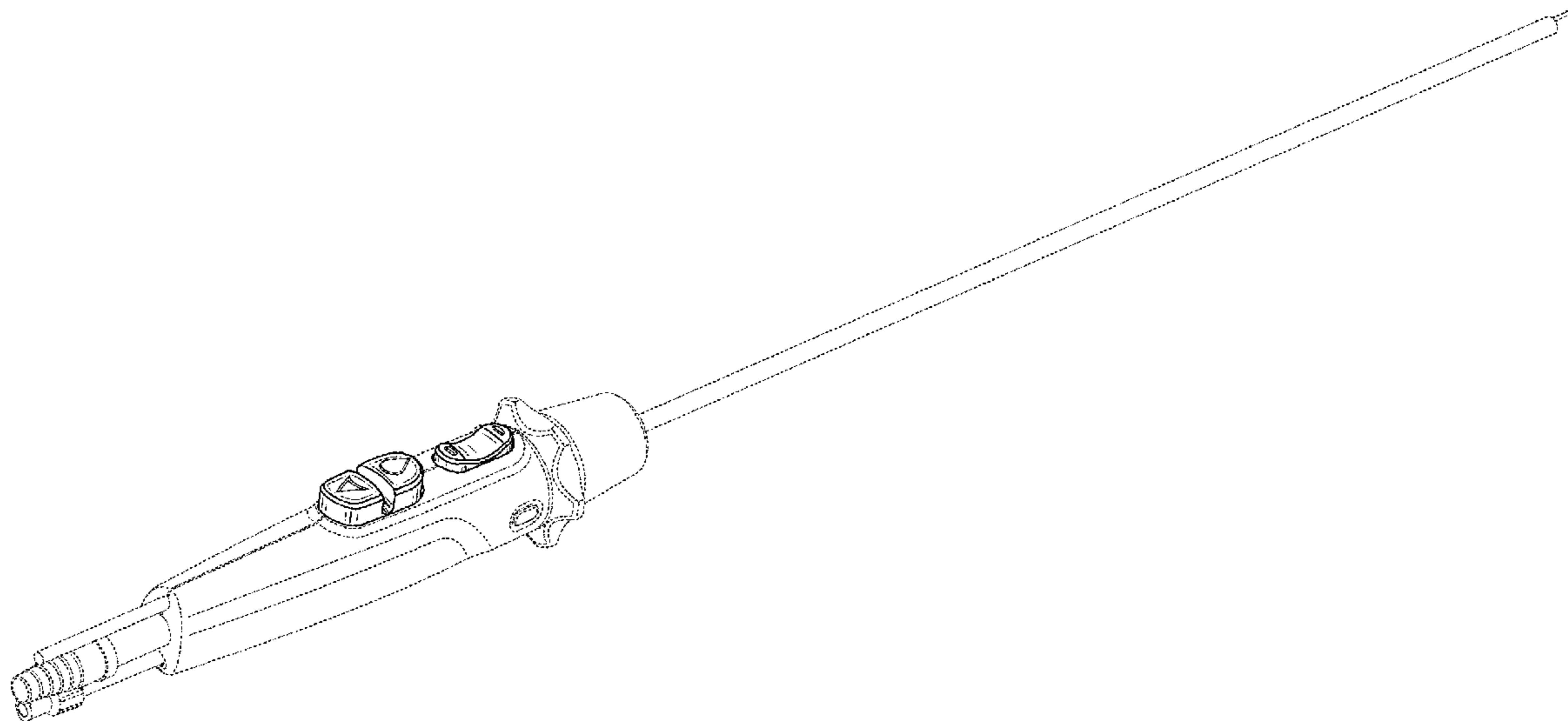
FIG. 5 is a right side elevation view thereof;

FIG. 6 is a front elevation view thereof; and,

FIG. 7 is a rear elevation view thereof.

The broken lines shown in the drawings are included for the purpose of illustrating unclaimed portions of the handle for a surgical instrument and form no part of the claimed design.

1 Claim, 4 Drawing Sheets



(56)

References Cited

U.S. PATENT DOCUMENTS

2015/0374372 A1* 12/2015 Zergibel A61B 17/07207
227/180.1
2016/0220099 A1* 8/2016 Schouwink A61B 1/00096
2017/0027611 A1* 2/2017 Adams A61B 17/32001
2017/0251913 A1* 9/2017 Birnkrant A61B 1/05
2017/0290628 A1* 10/2017 Pepe A61B 18/1485
2017/0325671 A1* 11/2017 Hopkins, Jr. A61B 1/05
2017/0343203 A1* 11/2017 Birnkrant F21V 29/70
2017/0360499 A1* 12/2017 Greep A61B 18/1402

* cited by examiner

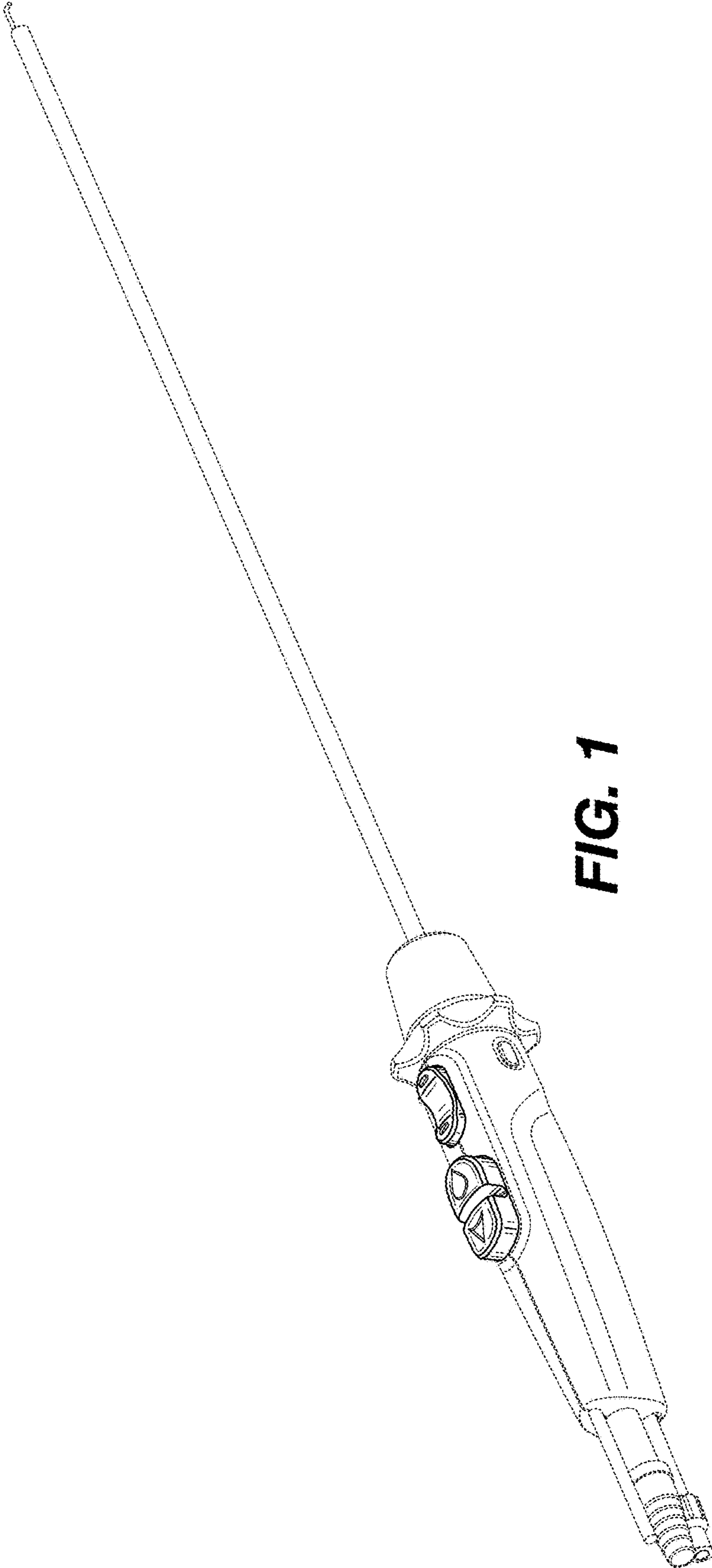


FIG. 1




FIG. 2




FIG. 3

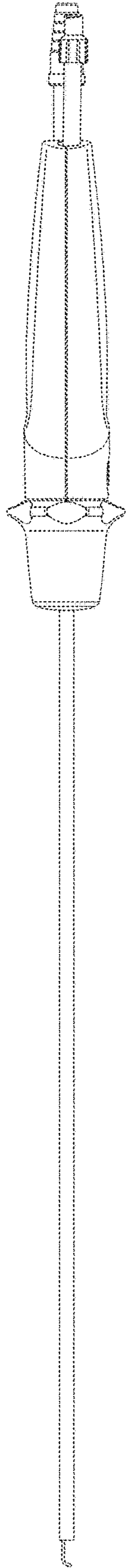


FIG. 4

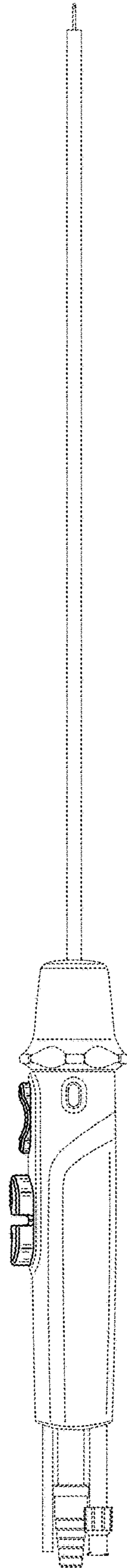


FIG. 5

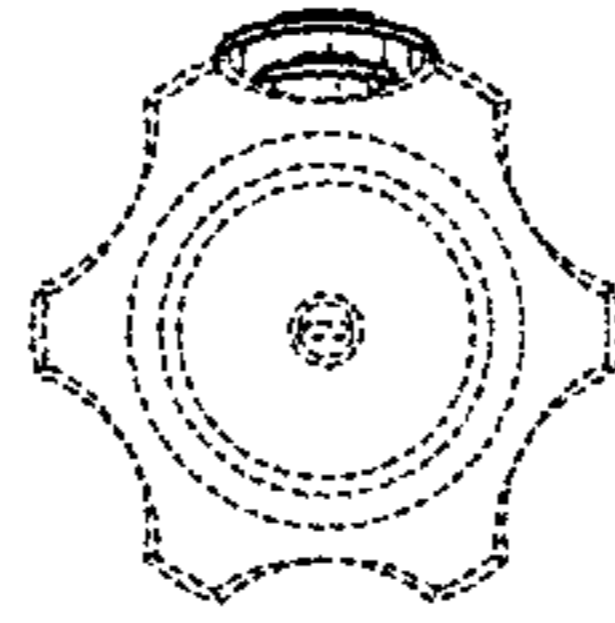


FIG. 6

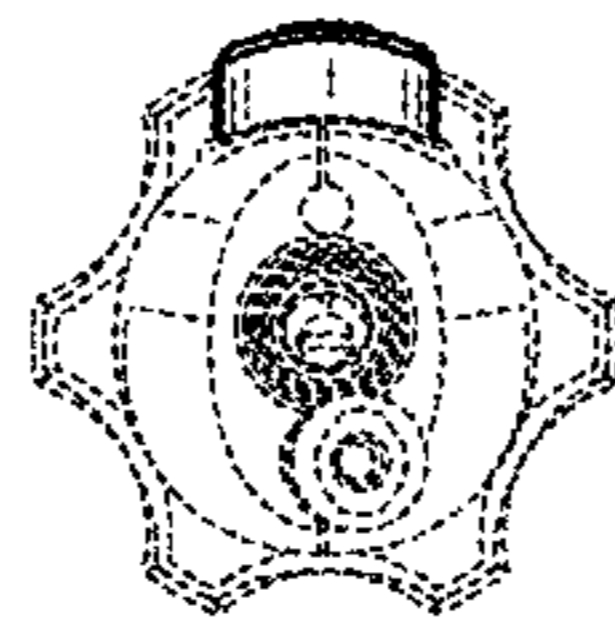


FIG. 7