



US00D818101S

(12) **United States Design Patent** (10) **Patent No.:** **US D818,101 S**
Patton (45) **Date of Patent:** **** *May 15, 2018**

(54) **SCENT CARTRIDGE**

CPC A61L 9/00; A61L 9/02; A61L 9/03; A61L 9/032; A61L 9/035; A61L 9/037; A61L 9/04; A61L 9/12; A61L 9/122; A61L 9/127; A61L 9/14; B65D 83/60; B05B 11/068; B05B 9/08

(71) Applicant: **Luminara Worldwide, LLC**, Eden Prairie, MN (US)

See application file for complete search history.

(72) Inventor: **Douglas Patton**, Irvine, CA (US)

(73) Assignee: **Luminara Worldwide, LLC**, Eden Prairie, MN (US)

(56) **References Cited**

(*) Notice: This patent is subject to a terminal disclaimer.

U.S. PATENT DOCUMENTS

(**) Term: **15 Years**

D281,281 S 11/1985 Matalon
D462,900 S 9/2002 Yamada et al.
D689,999 S 9/2013 Viala

(21) Appl. No.: **29/561,380**

FOREIGN PATENT DOCUMENTS

(22) Filed: **Apr. 15, 2016**

JP 1165216 6/2001

Related U.S. Application Data

(63) Continuation-in-part of application No. 29/555,784, filed on Feb. 24, 2016, now Pat. No. Des. 803,374, which is a continuation-in-part of application No. 29/550,986, filed on Jan. 8, 2016, now Pat. No. Des. 800,884.

Primary Examiner — Sheryl Lane
Assistant Examiner — Samantha Wood
(74) *Attorney, Agent, or Firm* — Umberg Zipser LLP

(51) **LOC (11) Cl.** **23-04**

(52) **U.S. Cl.**
USPC **D23/366**

(57) **CLAIM**

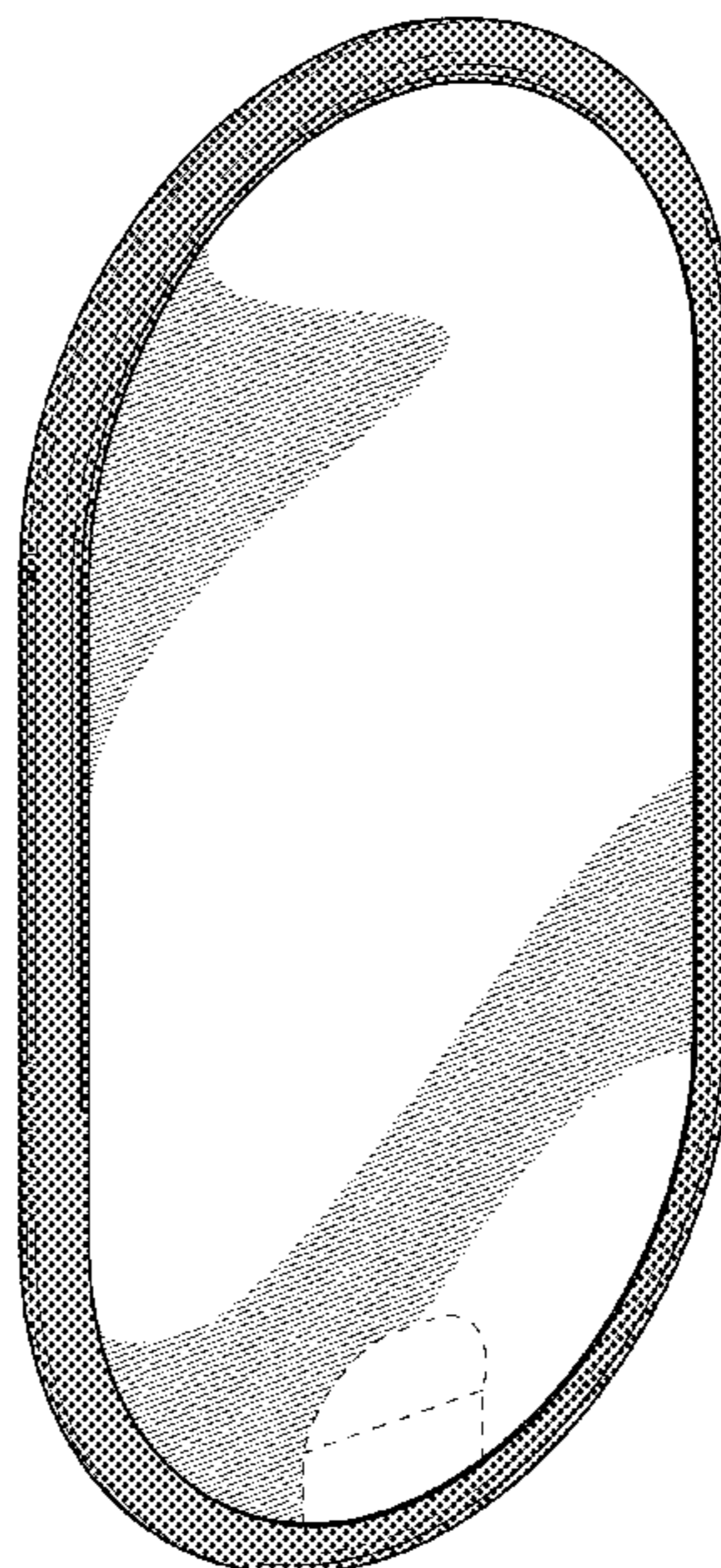
(58) **Field of Classification Search**
USPC D23/213, 209, 359-369, 354, 358, 316, D23/386, 388; 261/DIG. 17, DIG. 42, 261/DIG. 65, DIG. 88, DIG. 89, DIG. 55, 261/DIG. 70, DIG. 47; D9/414, 416, 424, D9/425, 428, 435, 444, 445, 781, 707; D19/10; D3/201, 203.6, 212, 263, 901; D28/5

The ornamental design for a scent cartridge, as shown and described.

DESCRIPTION

FIG. 1 is a top, front, left side perspective view of a scent cartridge of the new design.
FIG. 2 is a front elevation view thereof.
FIG. 3 is a rear elevation view thereof.
FIG. 4 is a right side elevation view thereof, the left side elevation view being a mirror image of the right side elevation view; and,
FIG. 5 is a bottom plan view thereof, the top plan view being a mirror image of the bottom plan view.
The portion of the scent cartridge shown in gray shading in FIGS. 1-5 represents a metallic surface.

1 Claim, 3 Drawing Sheets



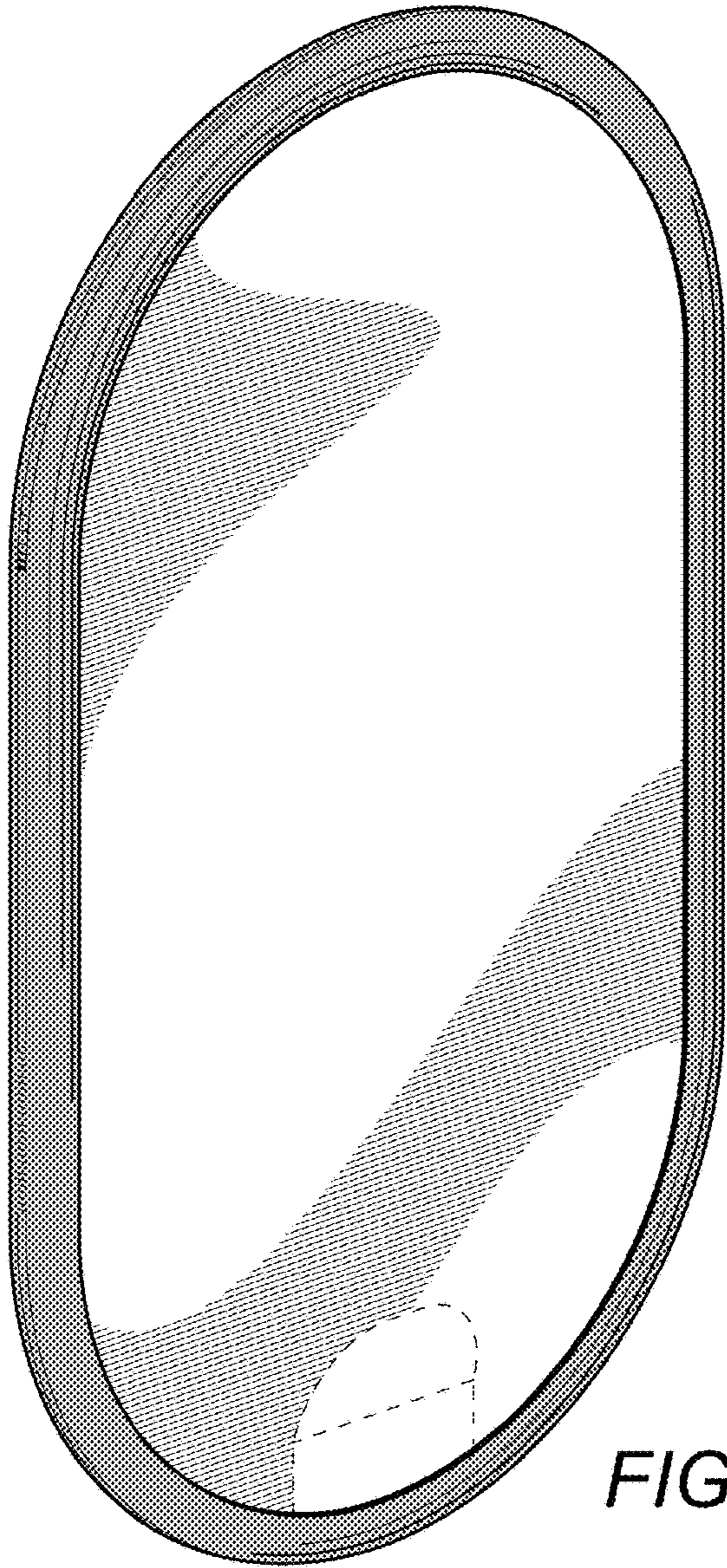


FIG. 1



FIG. 5




FIG. 2




FIG. 4

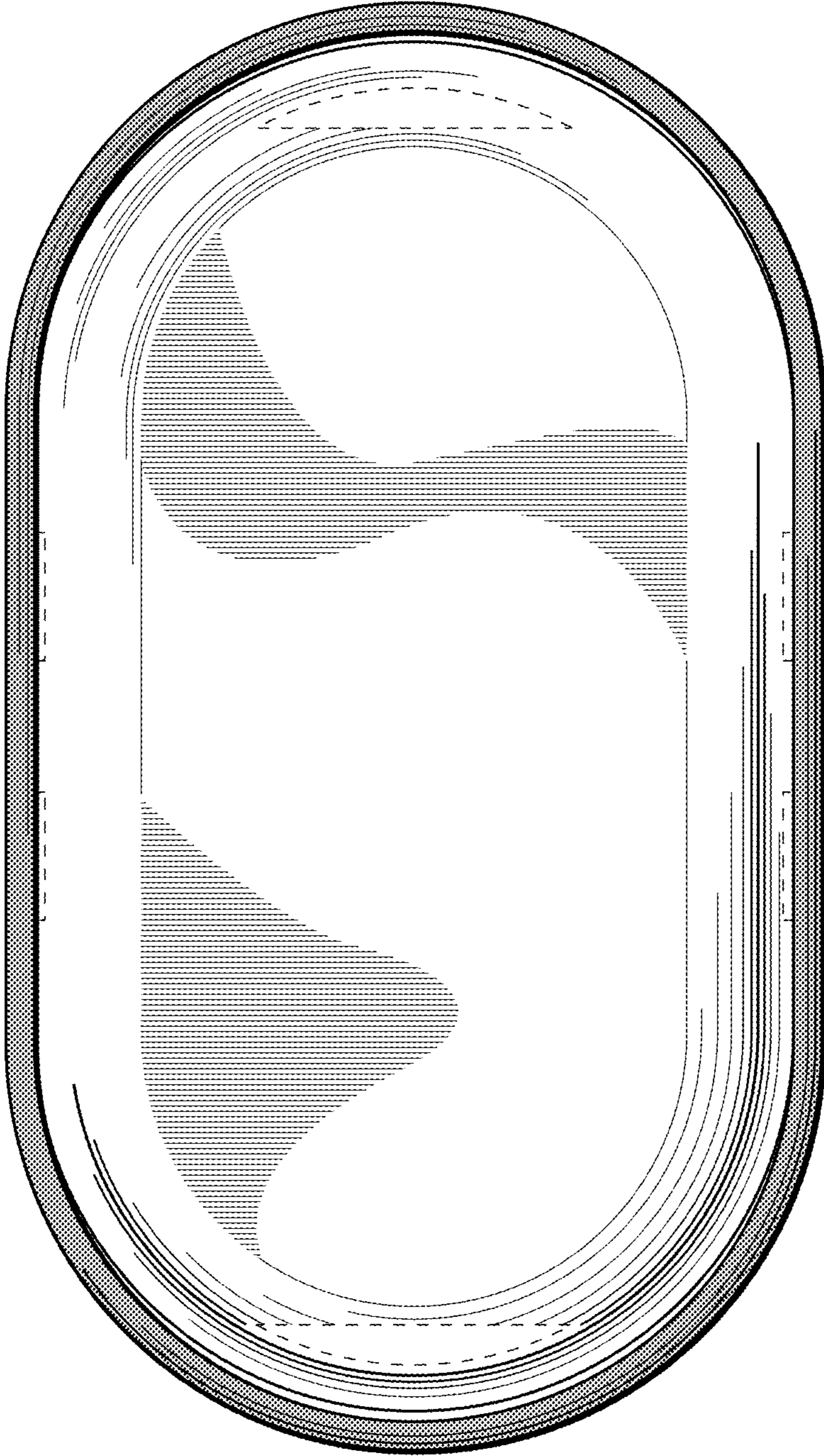


FIG. 3