



US00D818099S

(12) **United States Design Patent**  
**Cho et al.**

(10) **Patent No.:** **US D818,099 S**

(45) **Date of Patent:** **\*\* May 15, 2018**

(54) **AIR PURIFIER**

46/20; F02M 35/04; F24F 13/20; A62B  
21/00

(71) Applicant: **LG ELECTRONICS INC.**, Seoul  
(KR)

See application file for complete search history.

(72) Inventors: **Kyeongchul Cho**, Seoul (KR); **Huijae Kwon**, Seoul (KR); **Yong Kim**, Seoul (KR); **Sehwan Bae**, Seoul (KR); **Kihyuk Kim**, Seoul (KR)

(56) **References Cited**

U.S. PATENT DOCUMENTS

D648,429 S *	11/2011	Choi	.....	D23/364
D755,942 S *	5/2016	Kim	.....	D23/364
D773,027 S *	11/2016	Hu	.....	D23/365
D799,016 S *	10/2017	Su	.....	D23/364
D802,112 S *	11/2017	Jeon	.....	D23/364

(73) Assignee: **LG Electronics Inc.**, Seoul (KR)

\* cited by examiner

(\*\*) Term: **15 Years**

*Primary Examiner* — Keli L Hill

(21) Appl. No.: **35/501,899**

(74) *Attorney, Agent, or Firm* — Birch, Stewart, Kolasch & Birch, LLP

(22) Filed: **May 12, 2016**

(57) **CLAIM**

(80) **Hague Agreement Data**

The ornamental design for an air purifier, as shown and described.

Int. Filing Date: **May 12, 2016**

Int. Reg. No.: **DM/090882**

Int. Reg. Date: **May 12, 2016**

Int. Reg. Pub. Date: **Nov. 18, 2016**

**DESCRIPTION**

(30) **Foreign Application Priority Data**

Dec. 4, 2015 (KR) ..... 30-2015-0061993



(51) **LOC (11) Cl.** ..... **23-04**

(52) **U.S. Cl.**  
USPC ..... **D23/364**

(58) **Field of Classification Search**  
USPC ..... D23/355, 356, 359, 364, 370, 386  
CPC ..... A61L 9/00; A61L 9/02; A61L 9/03; A61L 9/034; A61L 9/04; A61L 9/12; A61L 9/032; A61L 9/122; A61L 9/127; A61L 9/22; B01D 46/00; B01D 46/0002; B01D

1. Air purifier
- 1.1 is a perspective view of an air purifier showing our new design in a normal position;
- 1.2 is a front elevation view thereof;
- 1.3 is a rear elevation view thereof;
- 1.4 is a left-side elevation view thereof;
- 1.5 is a right-side elevation view thereof;
- 1.6 is a top plan view thereof;
- 1.7 is a bottom plan view thereof;
- 1.8 is a perspective view of the air purifier in an operation position;
- 1.9 is a front elevation view thereof;
- 1.10 is a rear elevation view thereof;
- 1.11 is a right-side elevation view thereof;
- 1.12 is a top plan view thereof; and,
- 1.13 is a top plan view showing an example of a display part being activated, in the normal position.

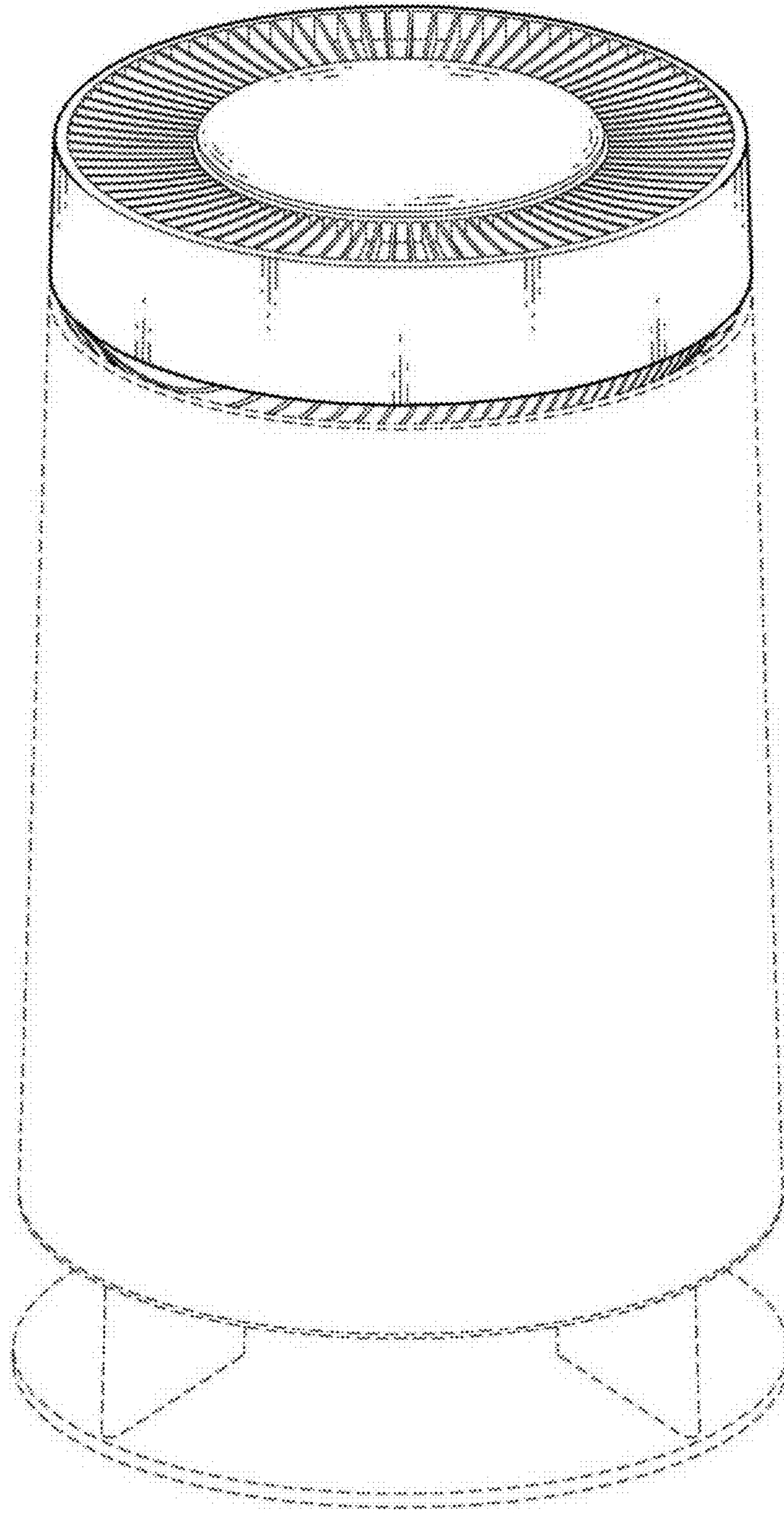
(Continued)




The broken line showing of portions of the air purifier is for the purpose of illustrating environment and forms no part of the claimed design.

**1 Claim, 13 Drawing Sheets**


1.1




1.2




1.3



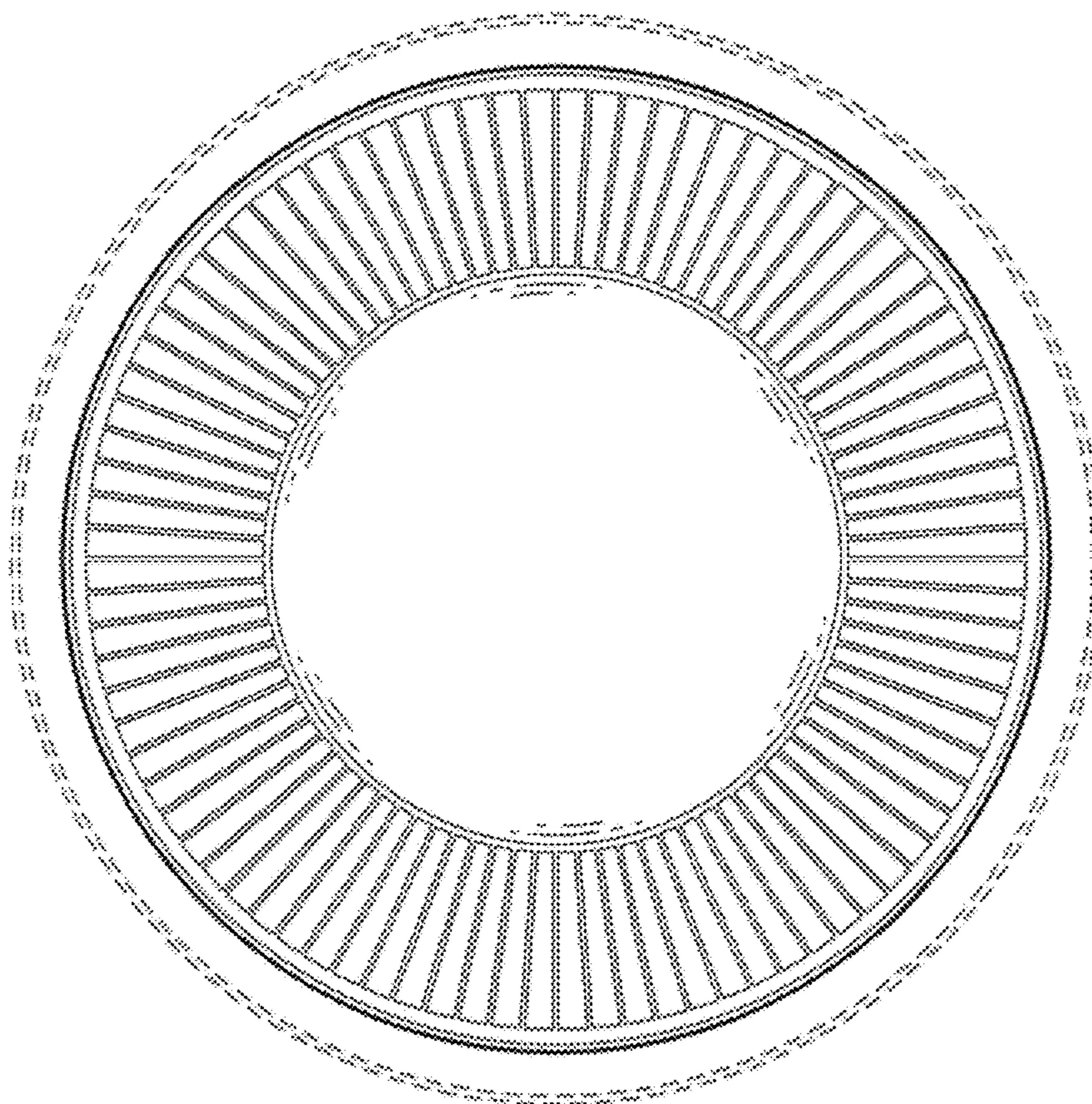
1.4



1.5




1.6

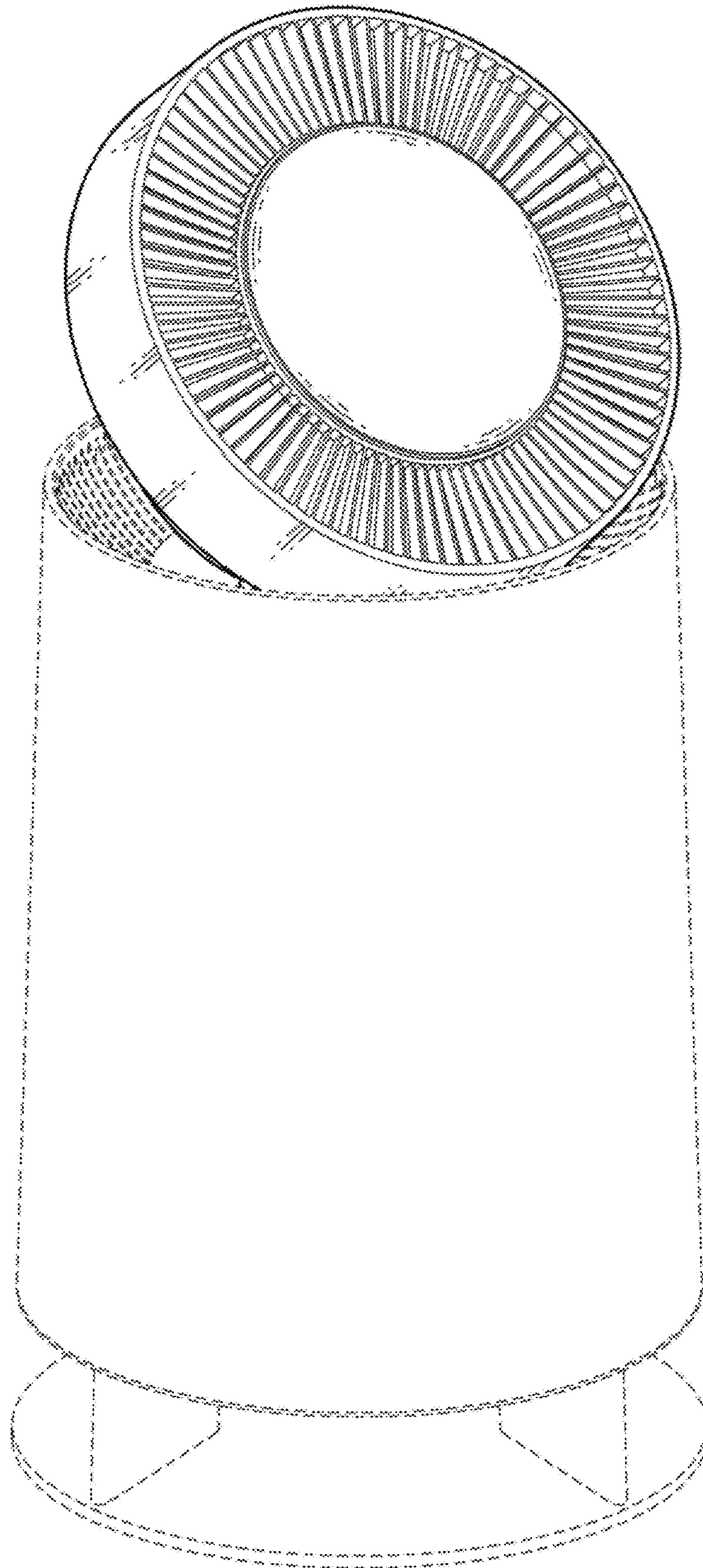




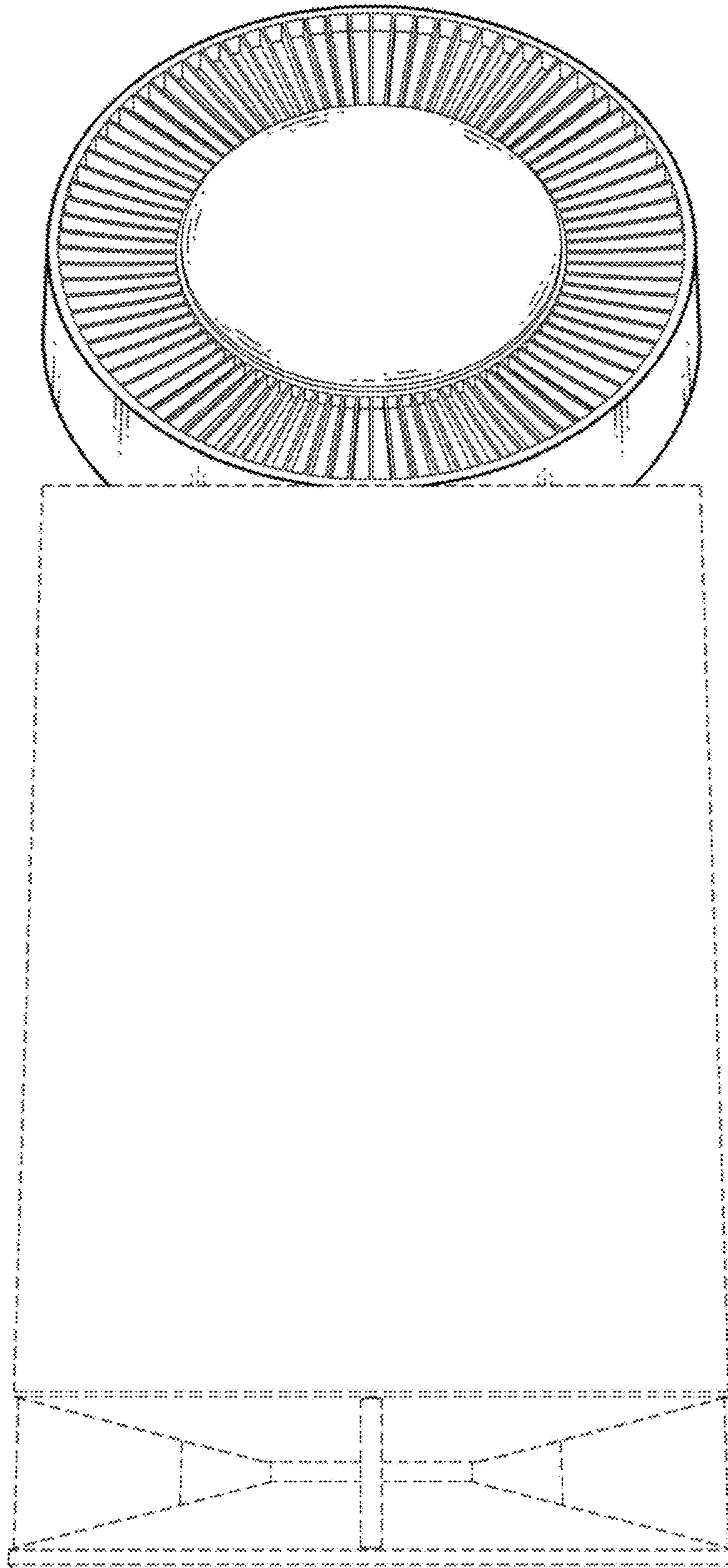
**1.7**




1.8




1.9



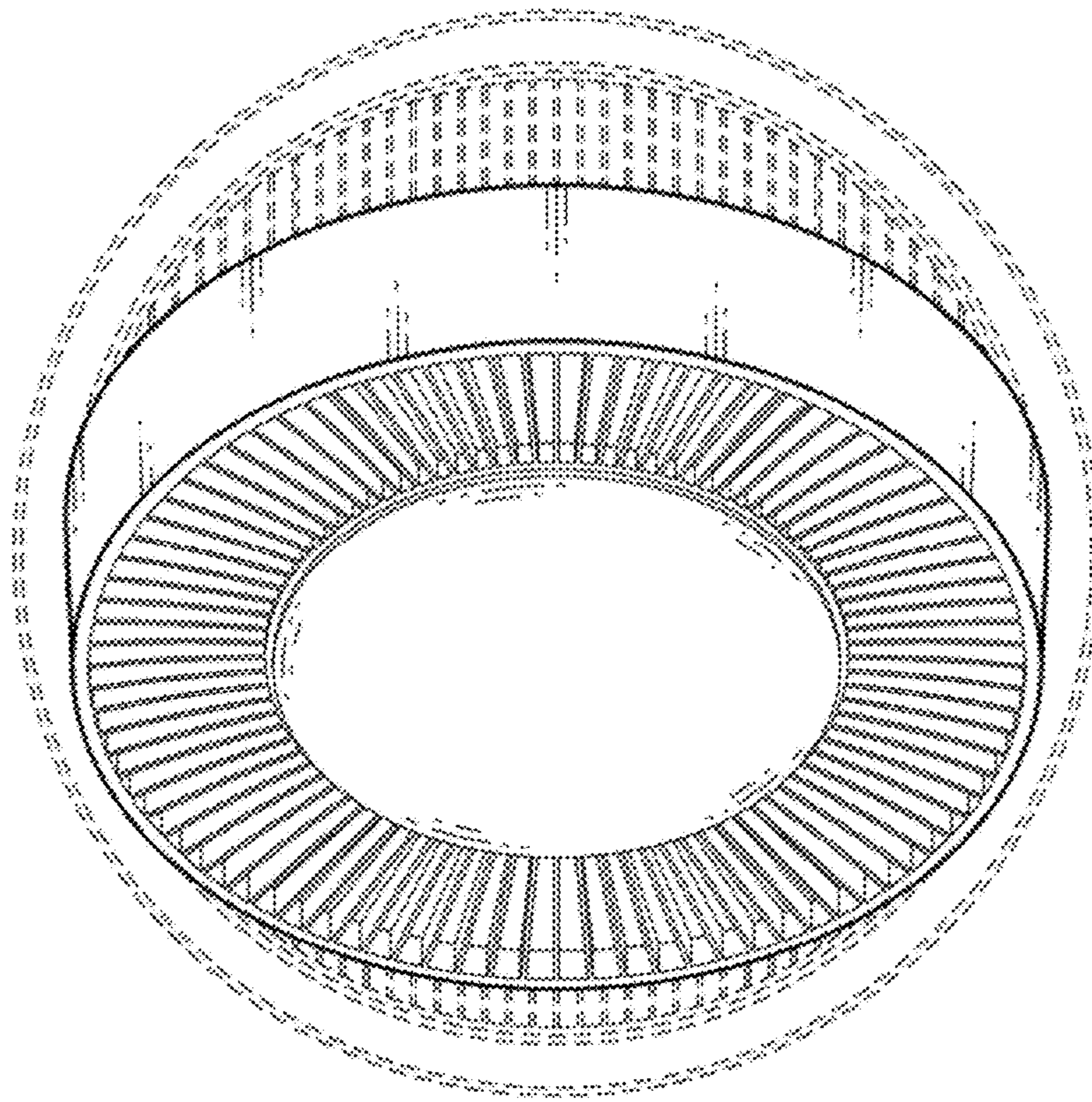
1.10



1.11



1.12



1.13

