



US00D818094S

(12) **United States Design Patent** (10) **Patent No.:** **US D818,094 S**
Cartwright et al. (45) **Date of Patent:** **** May 15, 2018**

(54) **HUMIDIFIER**

(56) **References Cited**

(71) Applicant: **VORNADO AIR LLC**, Andover, KS
(US)

U.S. PATENT DOCUMENTS

(72) Inventors: **Brian M. Cartwright**, Wichita, KS
(US); **Glen W. Ediger**, North Newton,
KS (US); **Timothy Holub**, Cheney, KS
(US); **Gary P. Israel**, Andover, KS
(US); **Gregory Pease**, Andover, KS
(US); **Joshua S. Weed**, Wichita, KS
(US)

D349,566 S *	8/1994	O'Grady	D23/356
D388,511 S *	12/1997	Jane'	D23/356
D395,491 S *	6/1998	Jane'	D23/356
D401,316 S *	11/1998	Allen	D23/356
D402,021 S *	12/1998	Allen	D23/356
D408,511 S *	4/1999	Allen	D23/356
6,019,355 A *	2/2000	Birdsell	F24F 1/04 261/142
D430,656 S *	9/2000	Farrage	D23/356
D438,295 S *	2/2001	Krauss	D23/356
6,874,771 B2 *	4/2005	Birdsell	F24F 6/10 261/131
7,754,157 B2 *	7/2010	Tomioka	A61L 9/22 210/295
D635,233 S *	3/2011	Nelson	D23/365
D664,247 S *	7/2012	Paterson	D23/364

(73) Assignee: **VORNADO AIR LLC**, Andover, KS
(US)

(**) Term: **15 Years**

* cited by examiner

(21) Appl. No.: **29/548,002**

Primary Examiner — David Muller

(22) Filed: **Dec. 9, 2015**

(74) *Attorney, Agent, or Firm* — Milligan PC LLO

(51) **LOC (11) Cl.** **23-04**

(57) **CLAIM**

(52) **U.S. Cl.**

The ornamental design for a humidifier, as shown and described.

USPC **D23/356**

DESCRIPTION

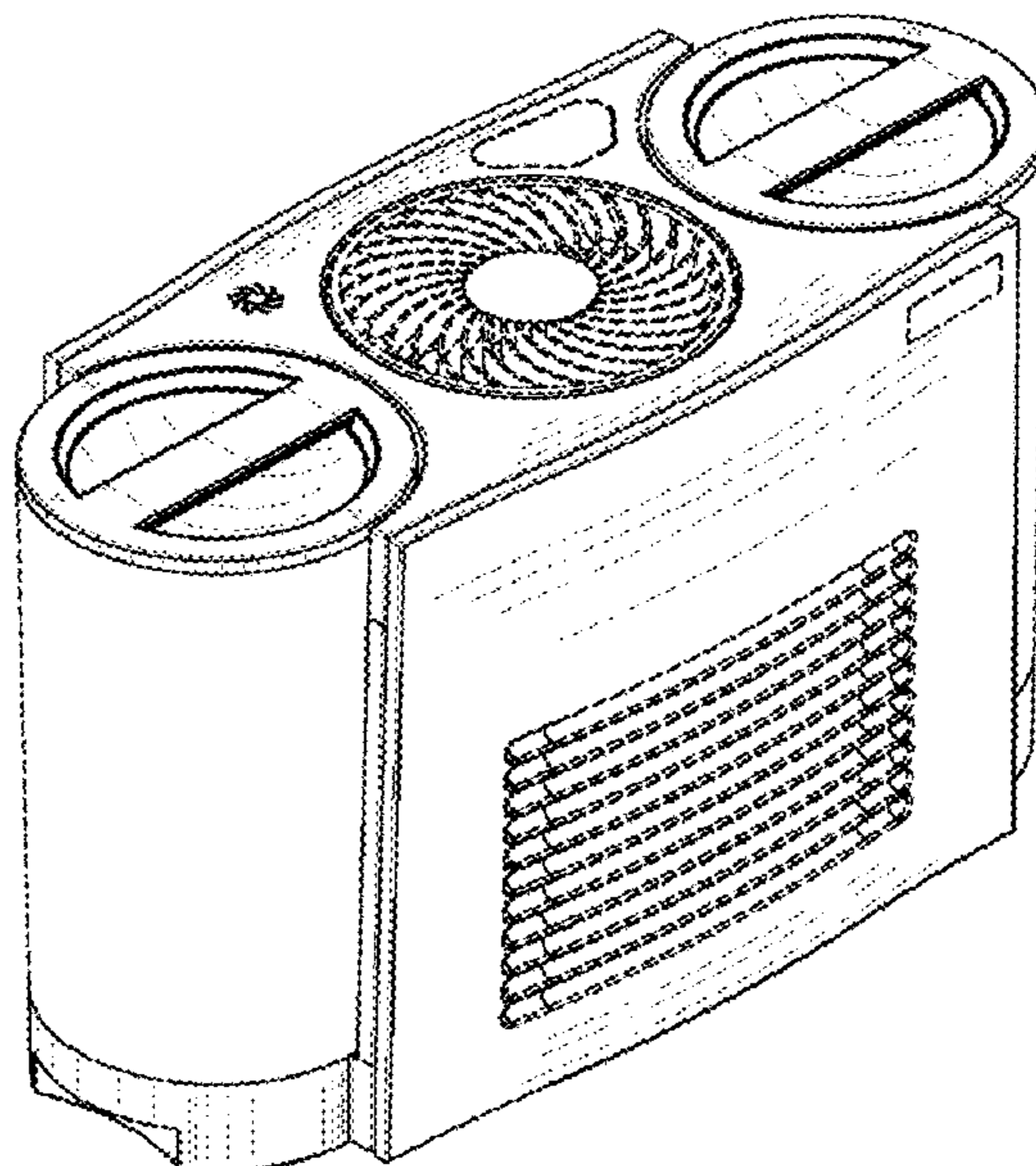
(58) **Field of Classification Search**

USPC D23/355-366, 352, 369, 332, 333, 335,
D23/336, 342, 351; 422/120, 122;
55/356, 473, 504; 96/97; 261/DIG. 17,
261/DIG. 65, DIG. 88, DIG. 31
CPC .. A61L 9/16; A61L 9/22; B01D 47/00; B01D
47/027; B01D 2221/02; B01D 2259/4508;
B03C 3/155; B03C 3/368; F24F 3/16;
F24F 13/20; F24F 13/28; F24F
2001/0096

FIG. 1 is a front, left, top perspective view of the humidifier;
FIG. 2 is a front, left, bottom perspective view of the
humidifier of FIG. 1;
FIG. 3 is a top plan elevation view thereof;
FIG. 4 is a front elevation view thereof; and,
FIG. 5 is a rear elevation view thereof.
The broken line showing of parts of the drawings is included
for the purpose of illustrating use and environment and
forms no part of the claimed design.

See application file for complete search history.

1 Claim, 5 Drawing Sheets



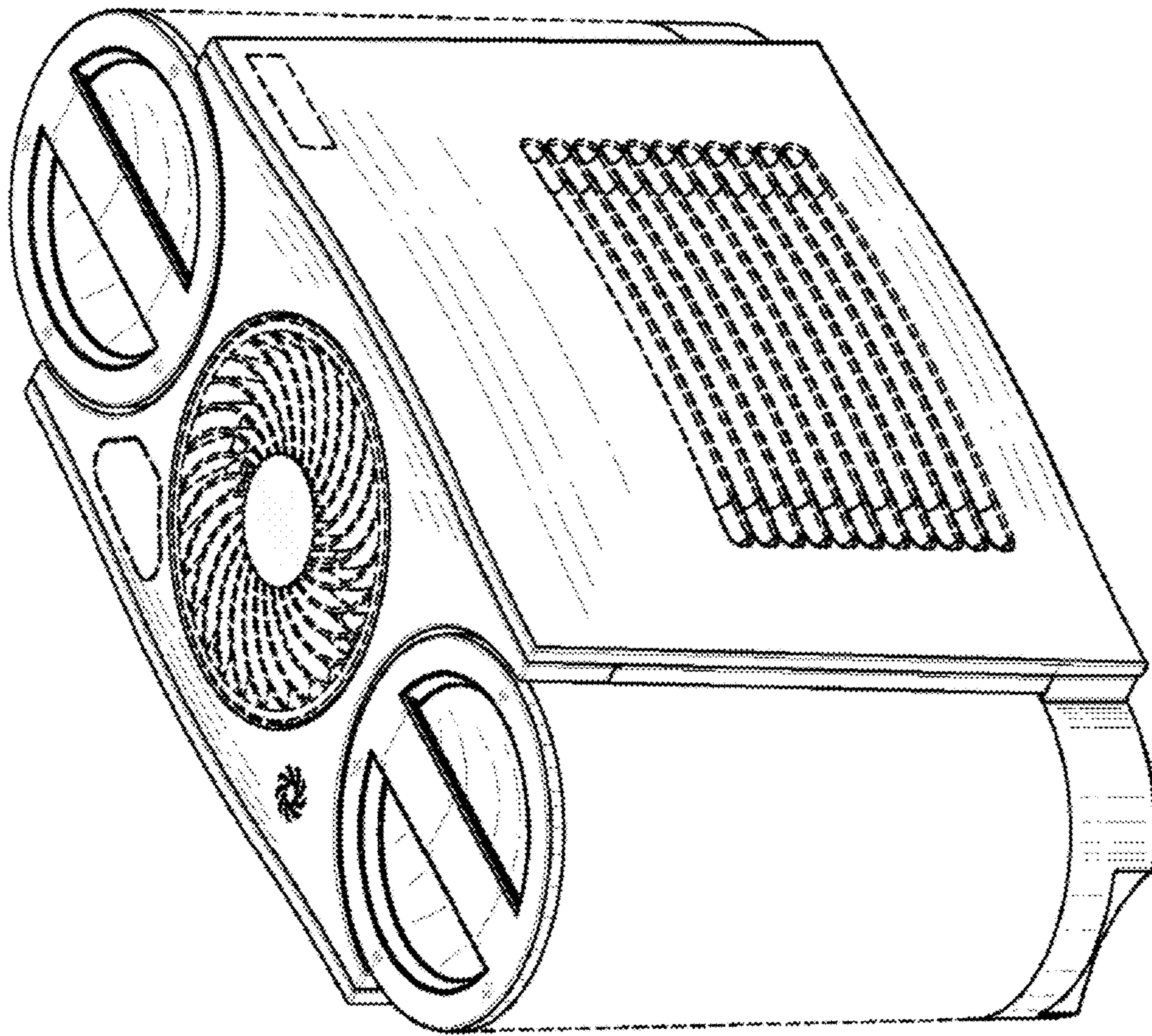


FIG. 1

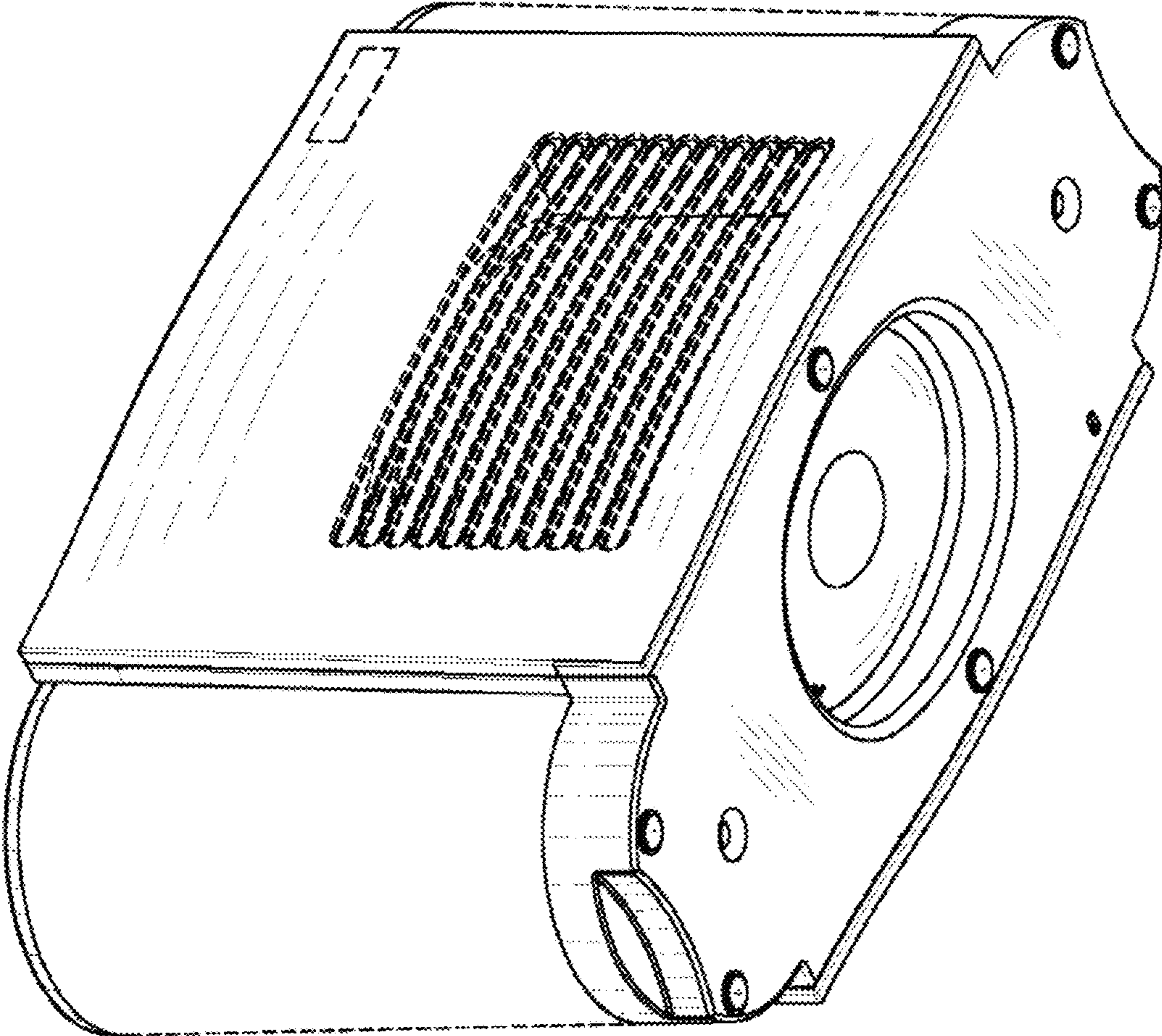


FIG. 2

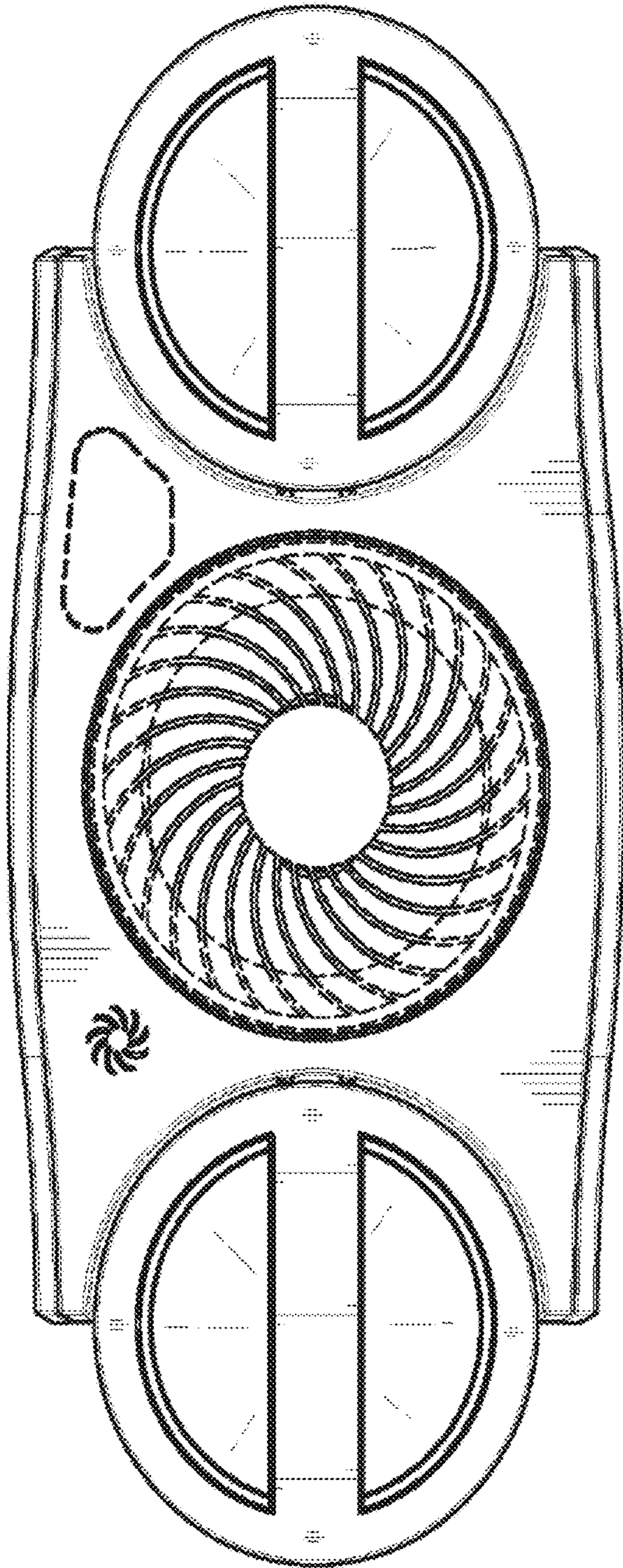


FIG. 3

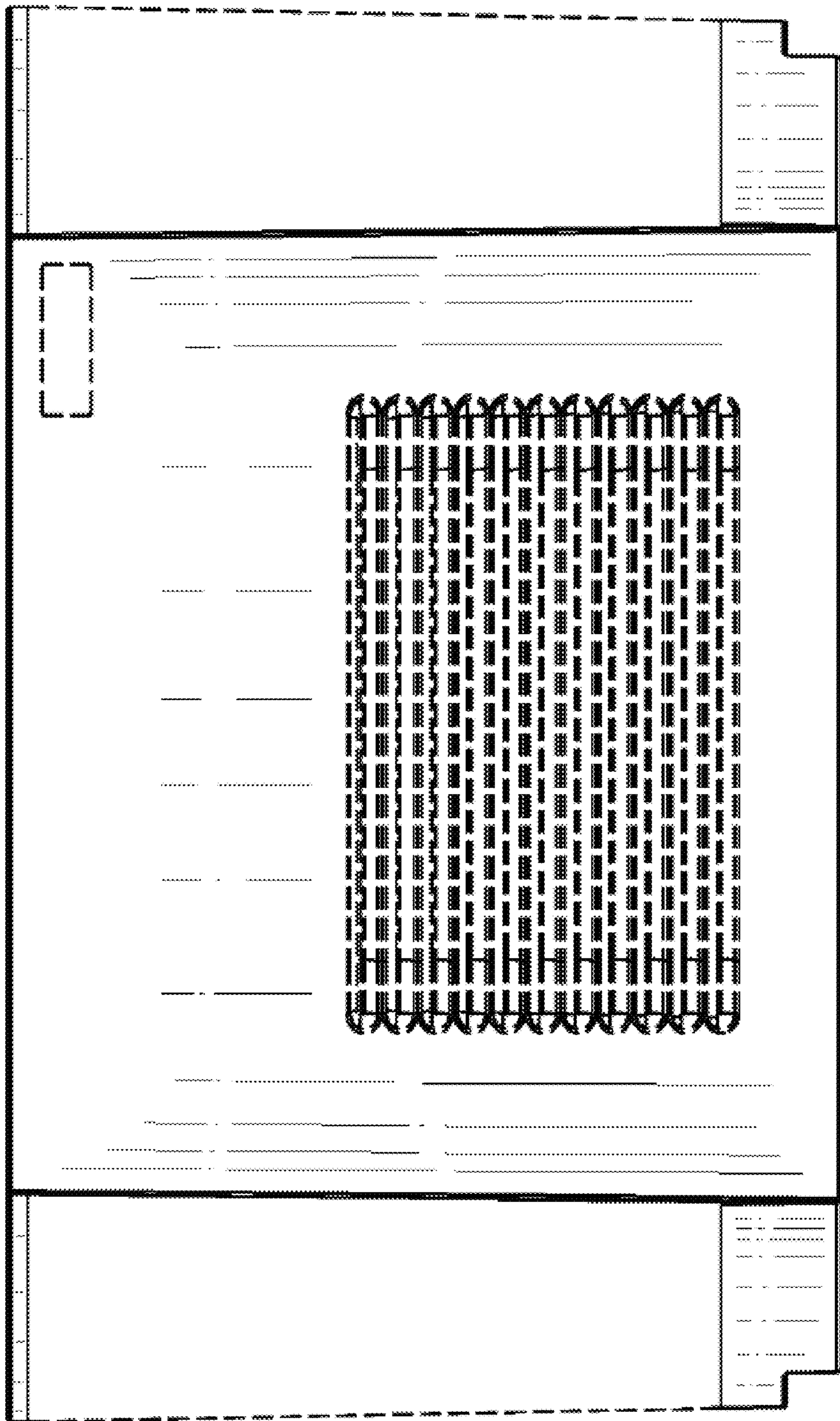


FIG. 4

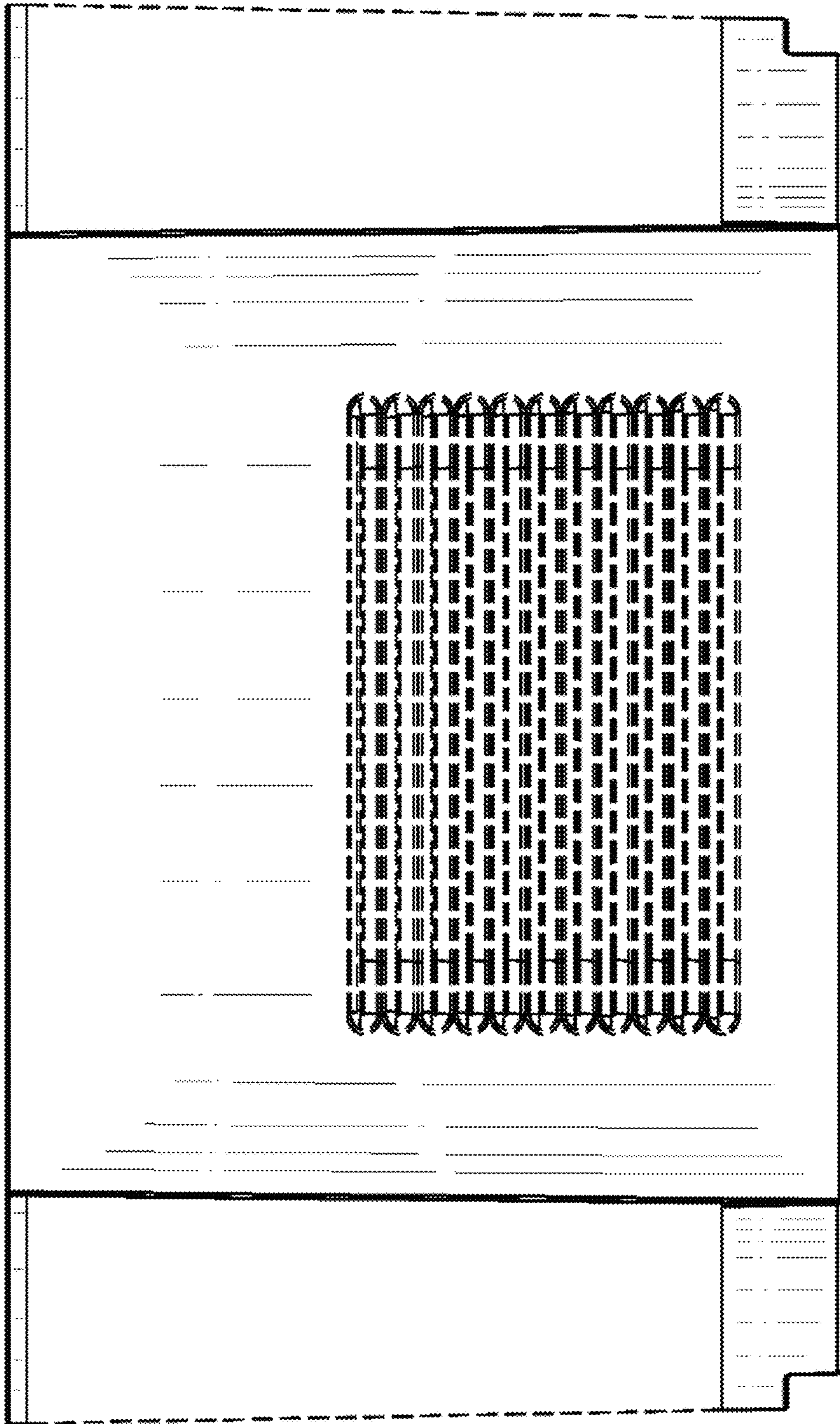


FIG. 5