



US00D818091S

(12) **United States Design Patent**
Britt

(10) **Patent No.:** **US D818,091 S**

(45) **Date of Patent:** **** May 15, 2018**

(54) **TOILET SEAT DIAMOND SHAPED SHIELD**

D289,473 S * 4/1987 Myers D6/329

5,437,906 A * 8/1995 Snuggs A47K 13/14

4/243.2

D421,794 S * 3/2000 McGill D23/311

D649,626 S * 11/2011 Kim D23/311

(71) Applicant: **Kenneth Britt**, Fort Rucker, AL (US)

(72) Inventor: **Kenneth Britt**, Fort Rucker, AL (US)

(**) Term: **15 Years**

* cited by examiner

Primary Examiner — Robert A Delehanty

(21) Appl. No.: **29/620,832**

(57) **CLAIM**

(22) Filed: **Jul. 6, 2017**

I claim a toilet seat diamond shaped shield, as shown and described.

(51) **LOC (11) Cl.** **23-02**

(52) **U.S. Cl.**
USPC **D23/311**

DESCRIPTION

(58) **Field of Classification Search**

None

See application file for complete search history.

FIG. 1 is a top plan view of the toilet seat diamond shaped shield showing my new design;

FIG. 2 is a front and right side perspective view of the toilet seat diamond shaped shield shown in a folded and zipped position thereof; and,

FIG. 3 is a front perspective view of the toilet seat diamond shaped shield shown in a folded, unzipped position thereof. The broken lines shown in the drawing represent stitching and form a part of the claimed design.


(56) **References Cited**

U.S. PATENT DOCUMENTS

1,761,391 A * 6/1930 Harris A47K 13/16
4/245.3

2,241,171 A * 5/1941 Wallace A47K 13/16
4/245.8

1 Claim, 3 Drawing Sheets






FIG. 1

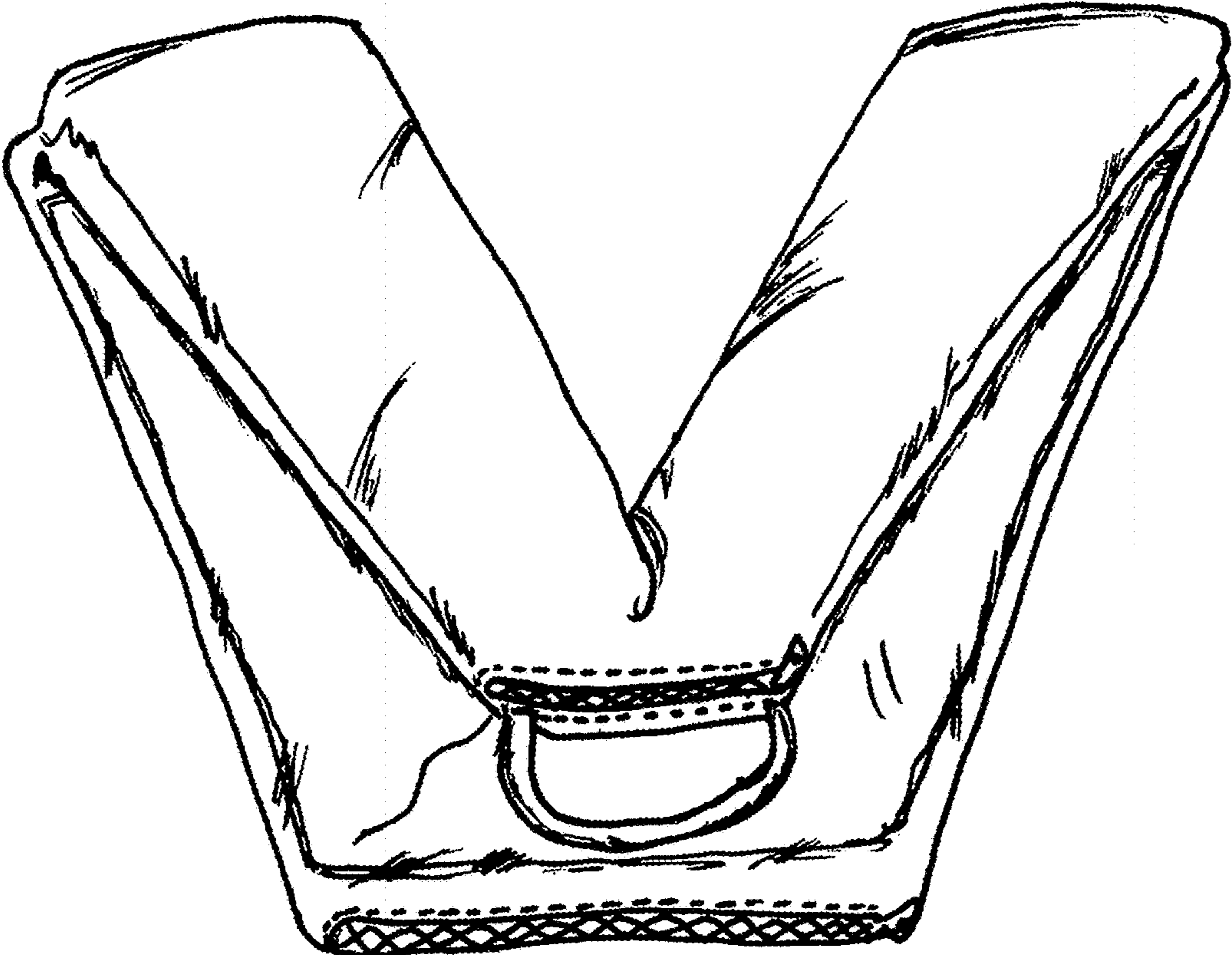


FIG. 2




FIG. 3