



US00D818080S

(12) **United States Design Patent** (10) **Patent No.:** **US D818,080 S**
Kennedy et al. (45) **Date of Patent:** **** May 15, 2018**

(54) **FISHING ROD HOLDER**
(71) Applicant: **BIG THREE ENTERPRISES, INC.**,
Gainesville, GA (US)
(72) Inventors: **James Caruthers Kennedy**,
Gainesville, GA (US); **Charles**
Landrum Hudson, Jr., Clermont, GA
(US)
(73) Assignee: **BIG THREE ENTERPRISES, INC.**,
Gainesville, GA (US)
(**) Term: **15 Years**
(21) Appl. No.: **29/629,448**
(22) Filed: **Dec. 13, 2017**
(51) **LOC (11) Cl.** **22-05**
(52) **U.S. Cl.**
USPC **D22/147**
(58) **Field of Classification Search**
USPC D22/147, 137-139; 43/21.2; D6/552;
248/153, 516-519, 530, 533, 538, 156,
248/107; 211/70.2; 224/558, 567, 922
CPC A01K 97/10
See application file for complete search history.

D471,952 S * 3/2003 Cardenas D22/147
D489,118 S * 4/2004 Preiss D22/147
D537,237 S * 2/2007 Chionna D2/742
D691,697 S * 10/2013 Purser D22/147
9,113,620 B2 8/2015 Rogers
9,137,978 B1 9/2015 Sullivan
9,220,251 B2 12/2015 Davis
D777,294 S * 1/2017 Bell D22/147
9,629,351 B2 4/2017 Boots
D797,885 S 9/2017 Hernandez
2016/0278359 A1 9/2016 Colton
2017/0251654 A1 9/2017 Brooks

FOREIGN PATENT DOCUMENTS

DE 10 2012 109 385 A1 1/2014
* cited by examiner

Primary Examiner — Catherine R Oliver-Garcia
(74) *Attorney, Agent, or Firm* — Mitch Harris, Atty at
Law, LLC; Andrew M. Harris

(57) **CLAIM**


The ornamental design for a fishing rod holder, as shown and described.

DESCRIPTION

FIG. 1 is a front view of the fishing rod holder.
FIG. 2 is a front upper right isometric view of the fishing rod holder.
FIG. 3 is a front lower right isometric view of the fishing rod holder.
FIG. 4 is a top view of the fishing rod holder.
FIG. 5 is a right side view of the fishing rod holder.
FIG. 6 is a left side view of the fishing rod holder.
FIG. 7 is a bottom view of the fishing rod holder.
FIG. 8 is a rear upper right isometric view of the fishing rod holder.
FIG. 9 is a rear lower right isometric view of the fishing rod holder; and,
FIG. 10 is a rear view of the fishing rod holder.

1 Claim, 10 Drawing Sheets

(56) **References Cited**
U.S. PATENT DOCUMENTS
3,669,390 A * 6/1972 Nielson A01K 97/10
248/156
4,124,190 A * 11/1978 Wheeler A01K 97/10
248/538
D267,504 S * 1/1983 Hamlin D22/147
4,656,774 A * 4/1987 Terrill A01K 97/10
43/21.2
D306,681 S * 3/1990 Toca, III D22/147
D315,012 S * 2/1991 Koga D22/147
D394,300 S * 5/1998 Samuels D22/147
D416,976 S * 11/1999 Sizer D22/147
6,185,855 B1 2/2001 Sizer et al.



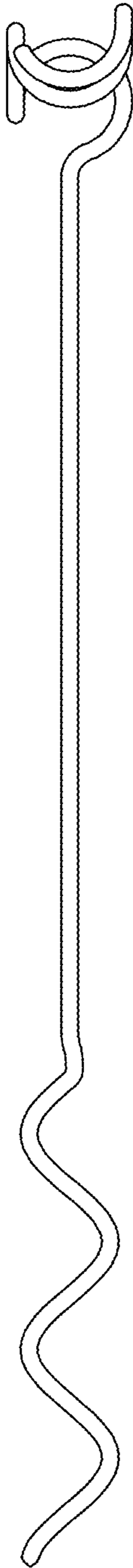


Fig. 1




Fig. 2




Fig. 3



Fig. 4




Fig. 5




Fig. 6



Fig. 7




Fig. 8

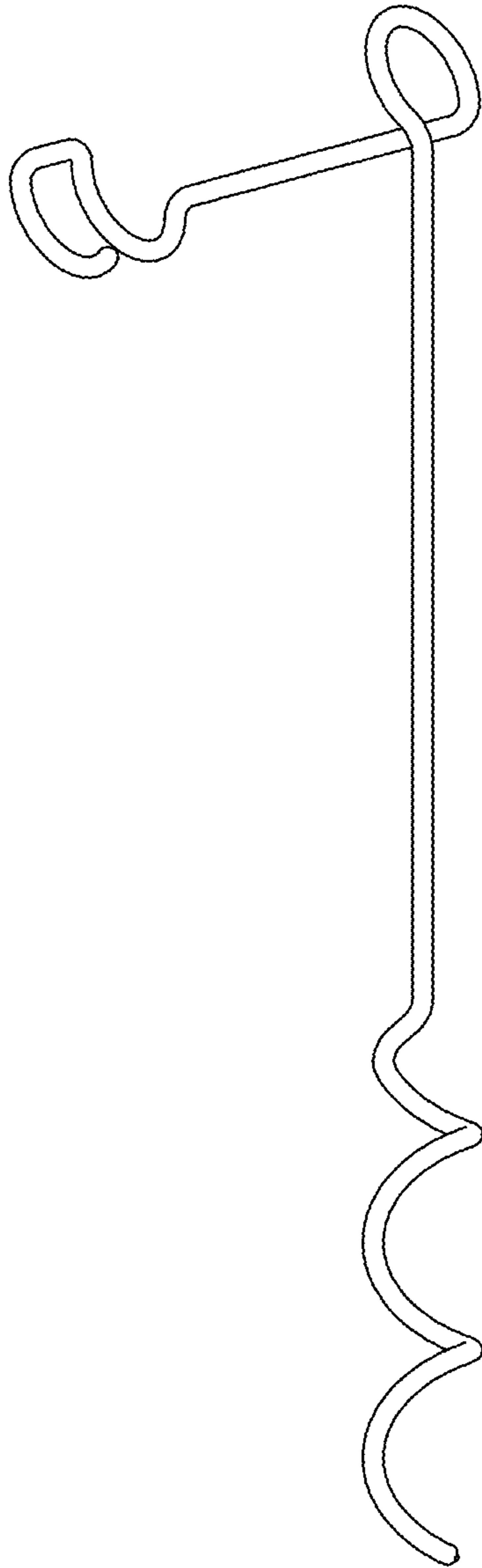


Fig. 9

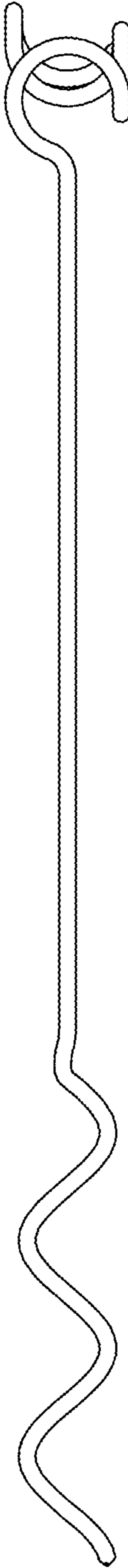


Fig. 10