



US00D818053S

(12) **United States Design Patent** (10) **Patent No.:** **US D818,053 S**  
**Liu** (45) **Date of Patent:** **\*\* May 15, 2018**

(54) **HAND FIDGET SPINNER**  
(71) Applicant: **Daniel Liu**, Pearland, TX (US)  
(72) Inventor: **Daniel Liu**, Pearland, TX (US)  
(\*\*) Term: **15 Years**  
(21) Appl. No.: **29/603,629**

D411,260 S \* 6/1999 Thomas ..... D21/455  
D575,832 S \* 8/2008 Tremblay ..... D21/502  
D577,868 S \* 9/2008 Rutherford ..... D30/160  
D579,991 S \* 11/2008 Arnstein ..... D21/455  
D614,365 S \* 4/2010 Watson ..... D30/160  
D801,440 S \* 10/2017 Pavelsky ..... D21/455  
9,895,620 B1 \* 2/2018 Walterscheid ..... A63H 1/24  
2007/0049161 A1 \* 3/2007 Perry ..... A63H 1/00  
446/450  
2012/0135666 A1 \* 5/2012 Rosenzweig ..... A63H 1/32  
446/242

(22) Filed: **May 11, 2017**  
(51) **LOC (11) Cl.** ..... **21-01**  
(52) **U.S. Cl.**  
USPC ..... **D21/455**  
(58) **Field of Classification Search**  
USPC ..... D21/386, 387, 398, 404-406, 408, 441,  
D21/443, 444, 455-466, 468, 471, 475,  
D21/476, 484, 493, 502, 504, 505, 680,  
D21/707; D24/193-195, 200, 211-215;  
D30/160; D8/300, 312, DIG. 2, DIG. 3;  
D23/245, 250, 252, 253; 446/236-266,  
446/36-48  
CPC ..... A63H 1/00-1/32  
See application file for complete search history.

**FOREIGN PATENT DOCUMENTS**

CN 302082121 \* 9/2012  
DE 202017103662 U1 \* 9/2017 ..... A63H 1/00  
EM 004005619-0011 \* 5/2017  
GB 2020170 \* 6/1992

\* cited by examiner

*Primary Examiner* — Catherine A Tuttle  
(74) *Attorney, Agent, or Firm* — Dunlap Bennett & Ludwig PLLC

(57) **CLAIM**

The ornamental design for a hand fidget spinner, as shown and described.

(56) **References Cited**

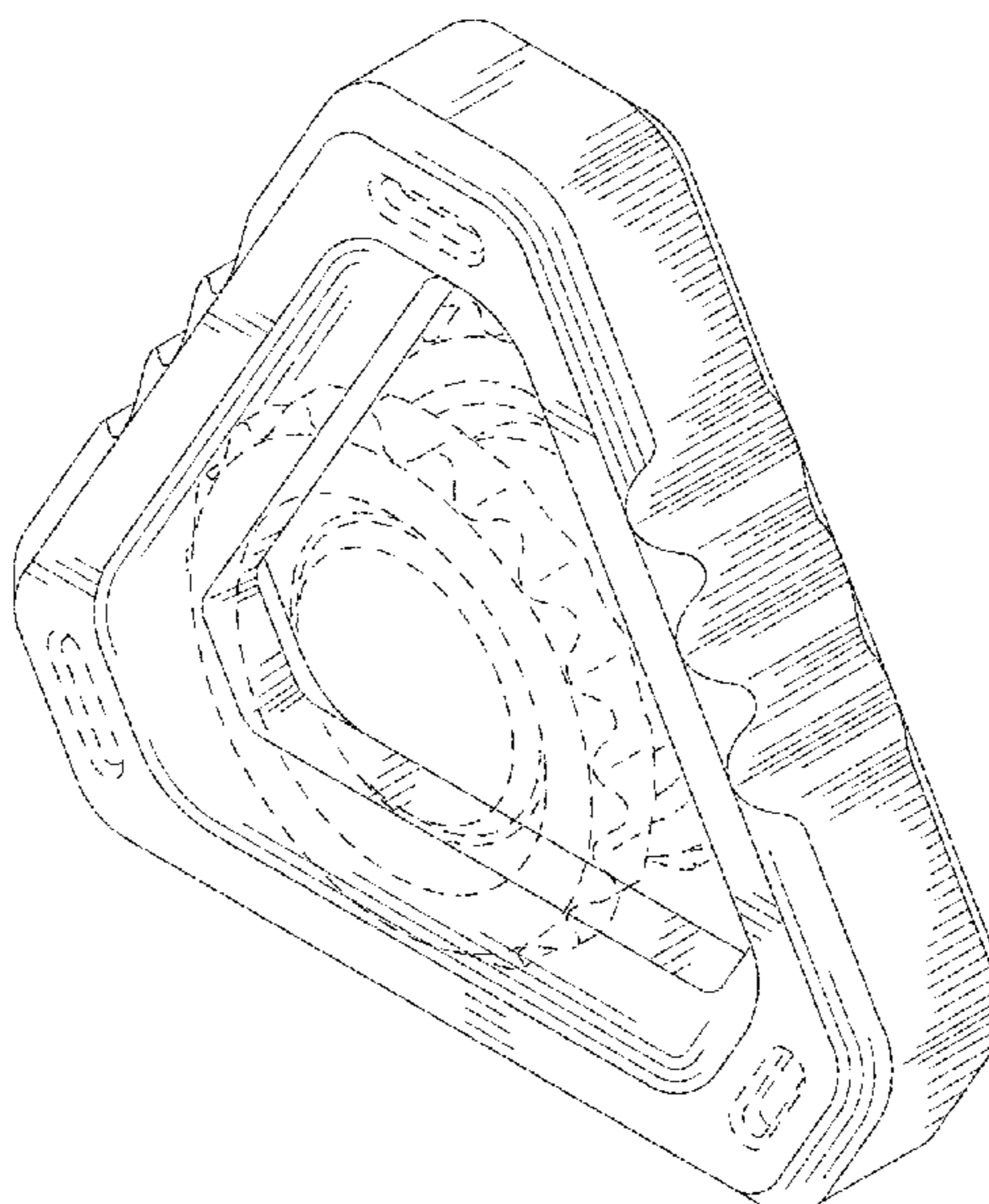
**U.S. PATENT DOCUMENTS**

D27,044 S \* 5/1897 Quinn ..... D21/455  
D82,189 S \* 9/1930 Stoner et al. .... D12/52  
D127,736 S \* 6/1941 Dreyfuss ..... 74/553  
D221,912 S \* 9/1971 Day ..... D24/194  
3,829,087 A \* 8/1974 Kuney ..... A63H 1/32  
273/449  
D265,666 S \* 8/1982 Nakao ..... D19/59  
D266,014 S \* 8/1982 Wittman ..... 446/46  
D269,719 S \* 7/1983 Tovey ..... 424/467  
D277,031 S \* 1/1985 Panicci ..... D24/194  
5,213,539 A \* 5/1993 Adler ..... A63H 33/18  
446/48  
D353,642 S \* 12/1994 Callaghan ..... D21/386

**DESCRIPTION**

FIG. 1 is a perspective view of a hand fidget spinner;  
FIG. 2 is a front elevation view thereof;  
FIG. 3 is a right side elevation view thereof, with the left elevation view being a mirror image thereof;  
FIG. 4 is a top plan view thereof; and,  
FIG. 5 is a bottom plan view thereof.  
The broken lines shown in the drawings depict a bearing of the hand fidget spinner and openings that form no part of the claimed design.

**1 Claim, 4 Drawing Sheets**



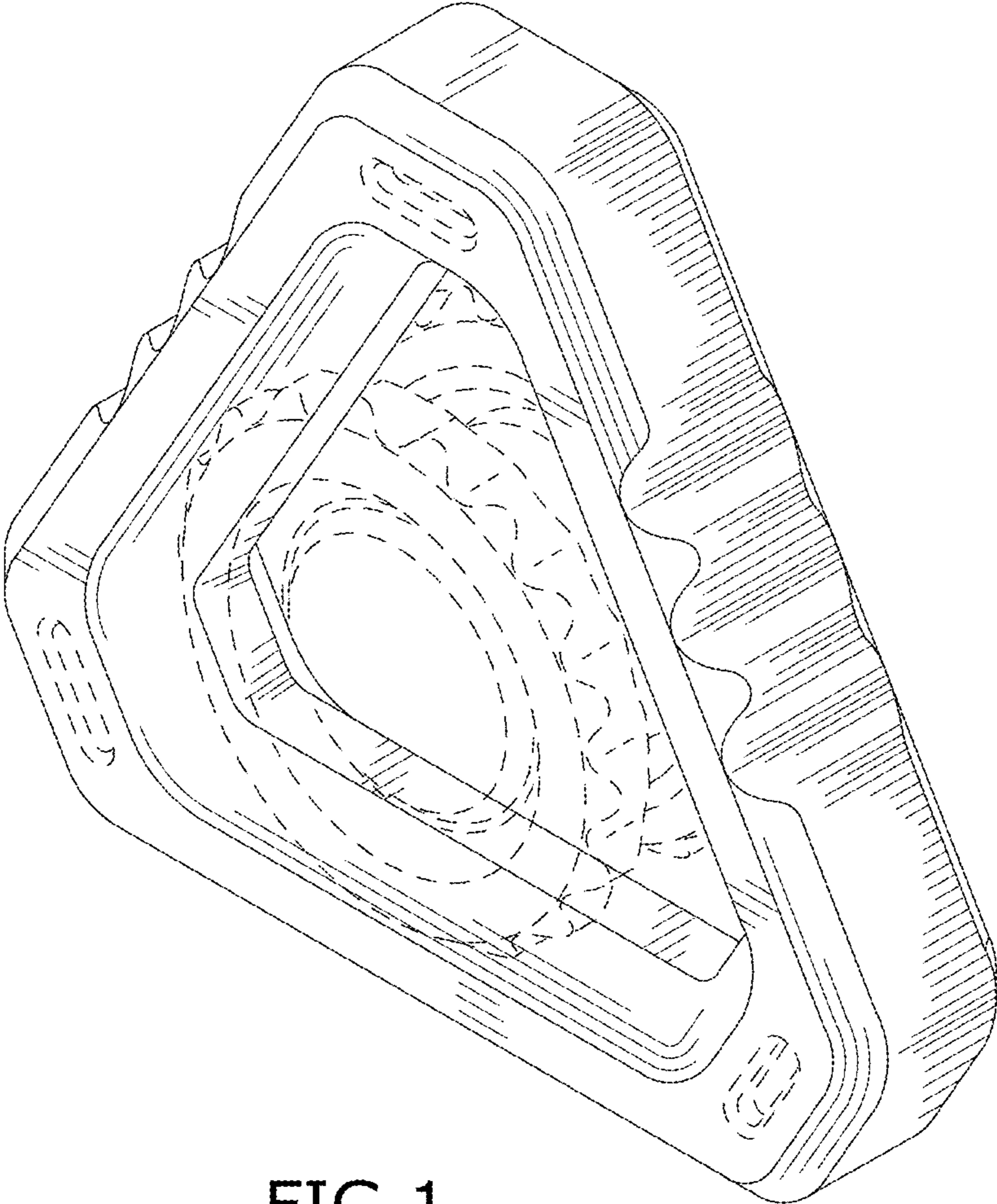


FIG. 1

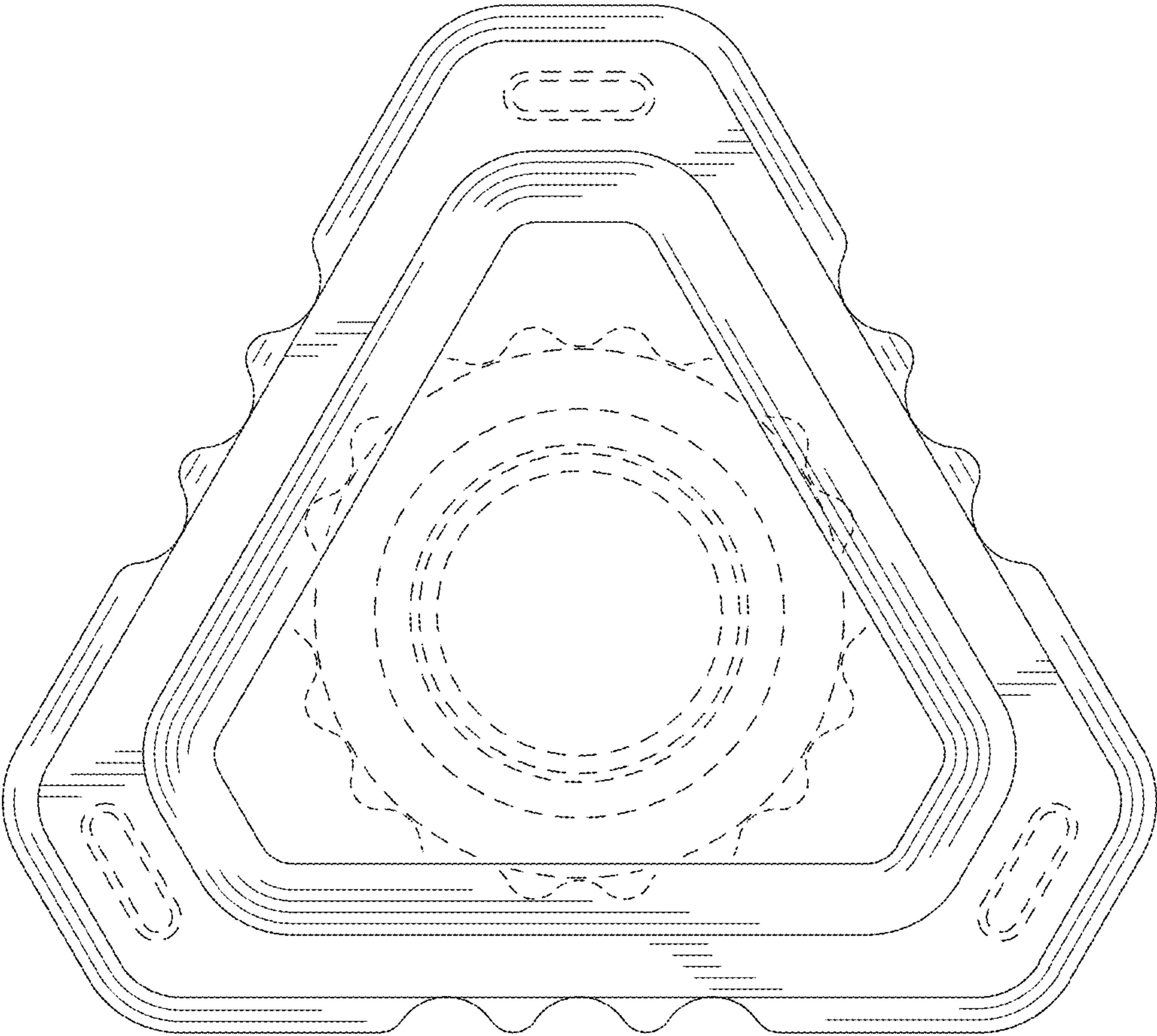


FIG.2

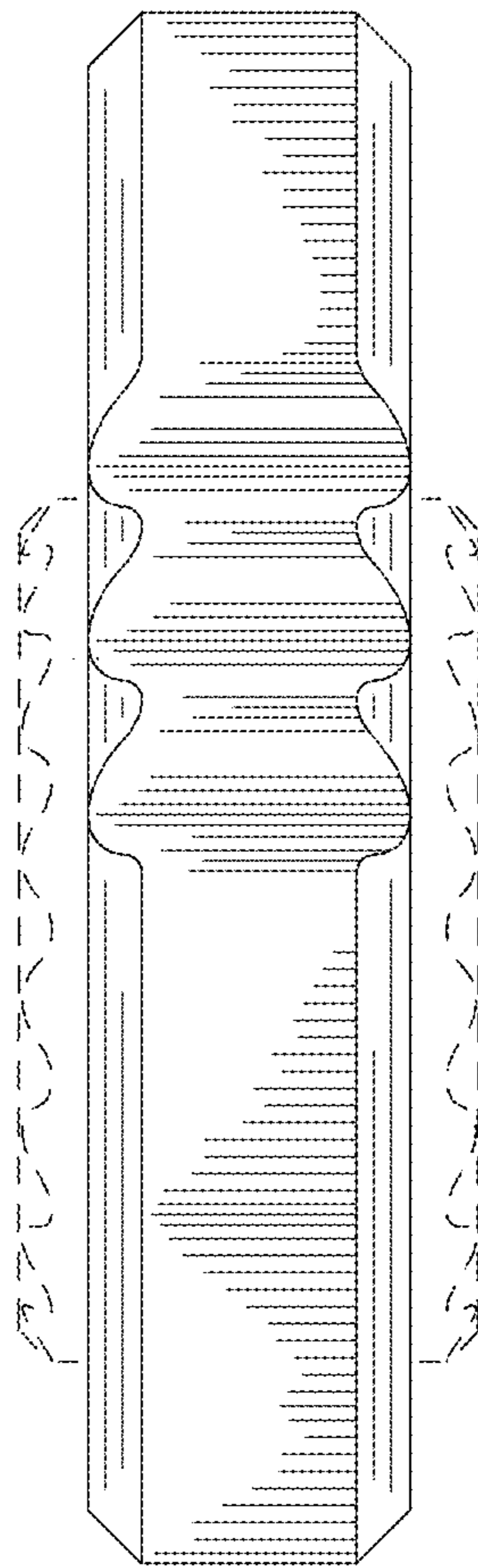


FIG. 3

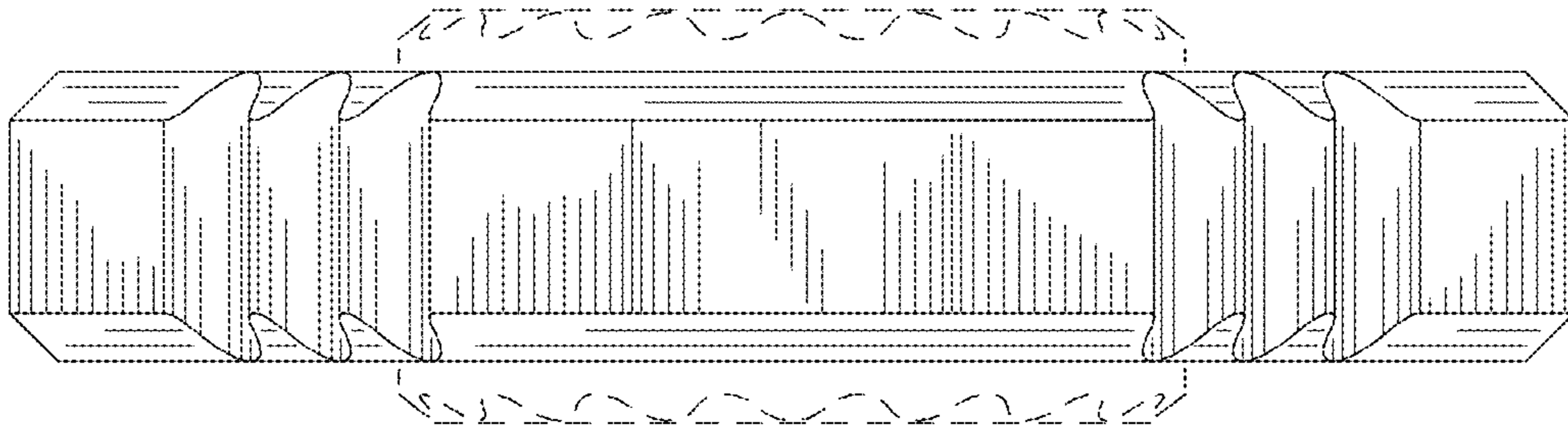


FIG. 4

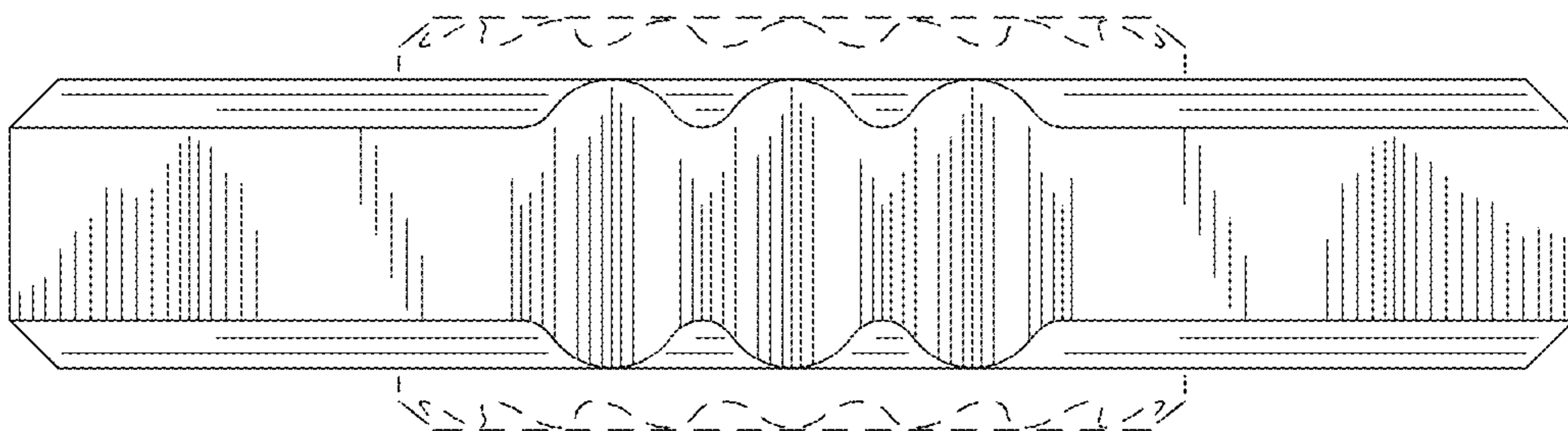


FIG. 5