



US00D818043S

(12) **United States Design Patent**
Zhao

(10) **Patent No.:** **US D818,043 S**
(45) **Date of Patent:** **** May 15, 2018**

- (54) **PEN**
- (71) Applicant: **Ningbo Johnshen Stationery Co., Ltd., Ningbo (CN)**
- (72) Inventor: **Chongbiao Zhao, Ningbo (CN)**
- (73) Assignee: **Ningbo Johnshen Stationery Co., Ltd. (CN)**
- (**) Term: **15 Years**
- (21) Appl. No.: **29/570,463**
- (22) Filed: **Jul. 8, 2016**
- (30) **Foreign Application Priority Data**

Jan. 15, 2016 (CN) 2016 3 0014733

- (51) **LOC (11) Cl.** **19-06**
- (52) **U.S. Cl.**
USPC **D19/173**

- (58) **Field of Classification Search**
USPC D14/411, 431; D19/115–204
CPC . B43K 7/00; B43K 7/005; B43K 7/12; B43K 8/04; B43K 8/06; B43K 19/00; B43K 19/02; B43K 19/14; B43K 21/006; B43K 23/06; B43K 24/08
See application file for complete search history.

- (56) **References Cited**
U.S. PATENT DOCUMENTS

D257,465 S *	10/1980	Zierhut	D19/174
D260,021 S *	7/1981	Carre	D19/176
4,365,390 A *	12/1982	Kageyama	B43K 25/024
				24/11 F
D280,420 S *	9/1985	Verhaegue	D19/169
D286,649 S *	11/1986	Hamel	D19/173
D286,893 S *	11/1986	Regnault	D19/173
D404,428 S *	1/1999	Takahashi	D19/173

D429,763 S *	8/2000	Fuller	D19/173
D519,563 S *	4/2006	Pellissa Beneyto	D19/174
7,040,829 B2 *	5/2006	Lin	B43K 29/007
				401/195
D545,367 S *	6/2007	Ternovits	D19/173
D568,393 S *	5/2008	Bhavnani	D19/173
7,367,735 B2 *	5/2008	Kanari	A45D 40/205
				16/430
D580,978 S *	11/2008	Miller	D19/173
D581,980 S *	12/2008	Bhavnani	D19/197
D589,559 S *	3/2009	Slomp	D19/169
D593,604 S *	6/2009	Yu	D19/173
D596,228 S *	7/2009	Koch	D19/173
7,607,849 B2 *	10/2009	Barker	B43K 24/06
				401/195
D603,899 S *	11/2009	Suero, Jr.	D19/174
D610,616 S *	2/2010	Li	D19/173
D611,538 S *	3/2010	Zhou	D19/173
D616,936 S *	6/2010	Liu	D19/170
D629,461 S *	12/2010	Shibata	D19/173

(Continued)

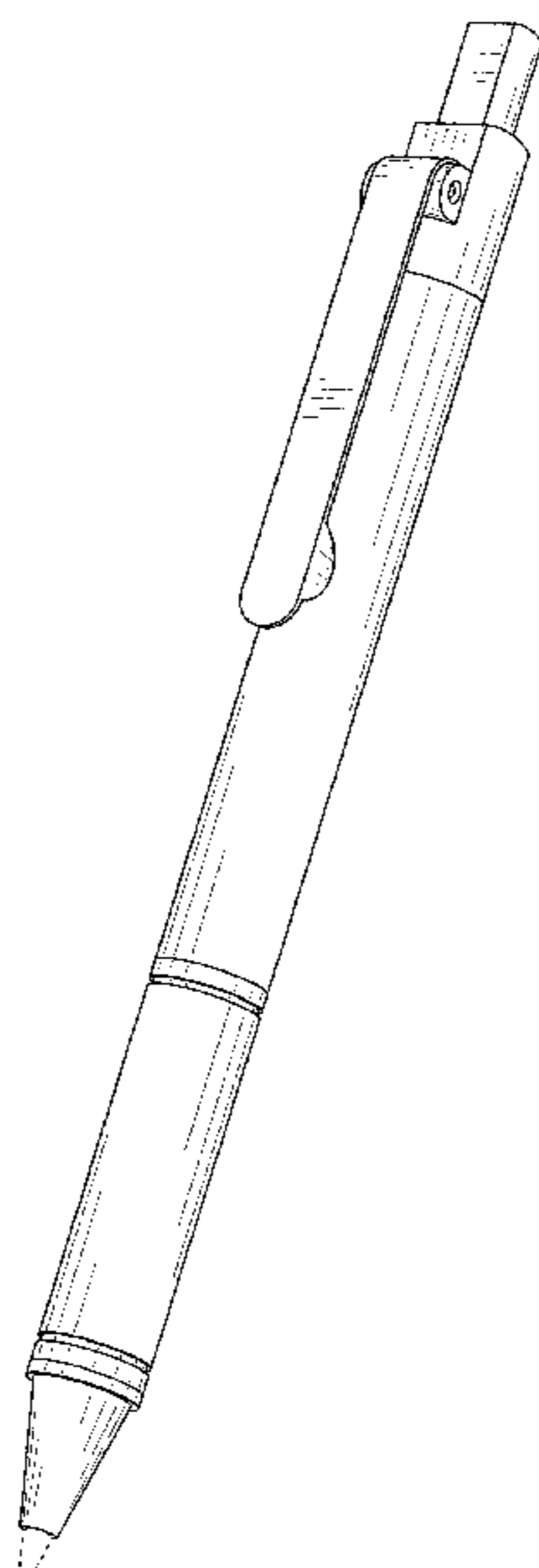
Primary Examiner — Elizabeth Albert
(74) *Attorney, Agent, or Firm* — Lerner, David, Littenberg, Krumholz & Mentlik, LLP

(57) **CLAIM**
The ornamental design for a pen, as shown and described.

DESCRIPTION

FIG. 1 is a front perspective view of a pen according to my design;
FIG. 2 is a front elevational view thereof;
FIG. 3 is a rear elevational view thereof;
FIG. 4 is a right side elevational view thereof, the left side elevational view being a mirror image thereof;
FIG. 5 is a top plan view thereof; and,
FIG. 6 is a bottom plan view thereof.
The broken lines illustrate unclaimed environmental structure and form no part of the claimed design.

1 Claim, 2 Drawing Sheets



(56)

References Cited

U.S. PATENT DOCUMENTS

7,909,528 B2 * 3/2011 Brooks B43K 23/001
401/131
D662,985 S * 7/2012 Liu D19/173
D664,196 S * 7/2012 Buchler D19/173
D690,360 S * 9/2013 Jin D19/173
D724,148 S * 3/2015 Bo D19/173
D724,669 S * 3/2015 Nakazawa D19/172
D736,855 S * 8/2015 Fan D19/173
9,108,456 B2 * 8/2015 Ito B43K 7/02
D777,836 S * 1/2017 Schnug D19/173

* cited by examiner

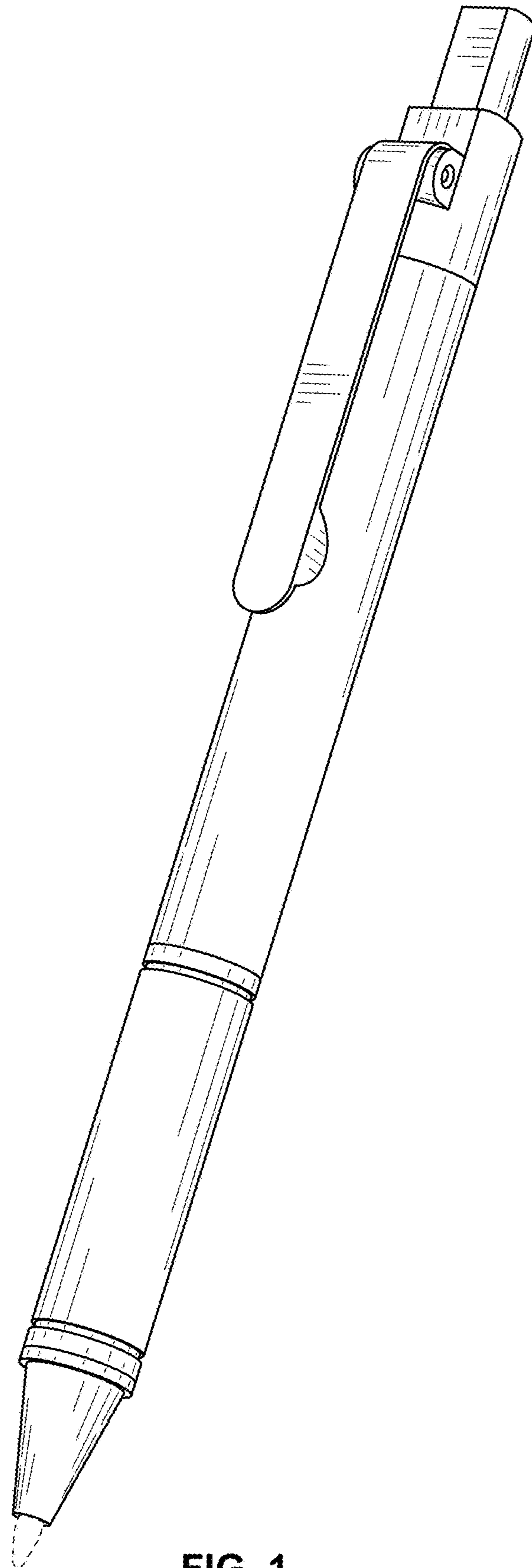


FIG. 1




FIG. 2




FIG. 3




FIG. 4

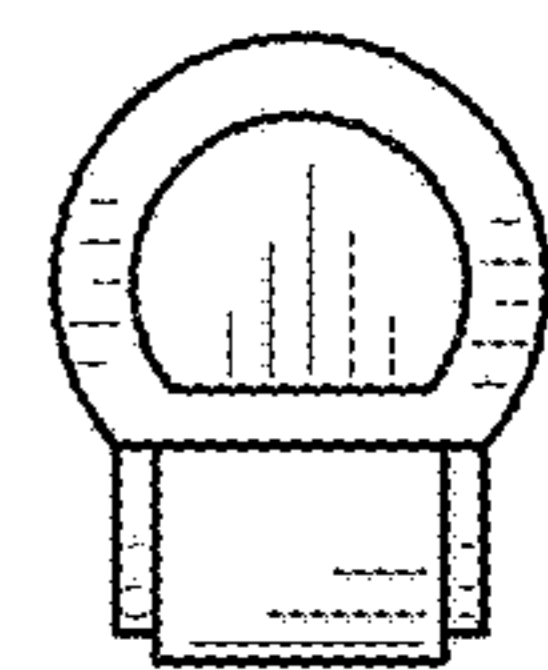


FIG. 5

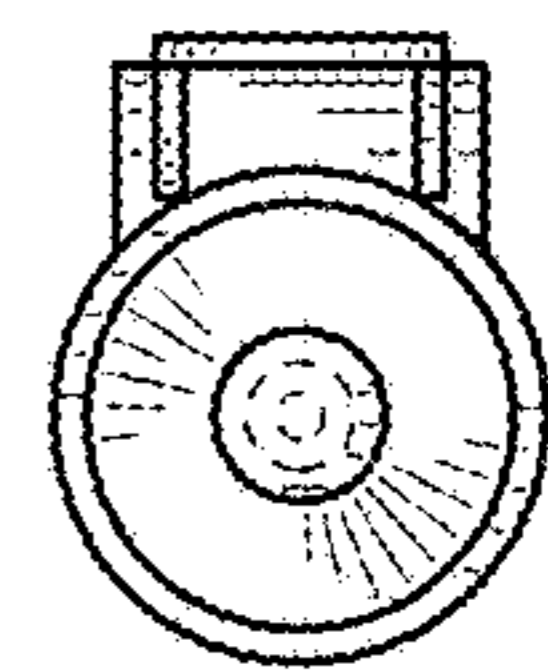


FIG. 6