



US00D818010S

(12) **United States Design Patent** (10) **Patent No.:** **US D818,010 S**
Zhang et al. (45) **Date of Patent:** **** May 15, 2018**

(54) **REFRIGERATOR**

(71) Applicants: **MIDEA GROUP CO., LTD.**, Foshan (CN); **MIDEA AMERICA CORPORATION**, Parsippany, NJ (US)

(72) Inventors: **Zhe Zhang**, Foshan (CN); **Feng Wen**, Hefei (CN); **Chenglong Hong**, Hefei (CN); **Mark W. Wilson**, Louisville, KY (US); **Jing Pan**, Foshan (CN)

(73) Assignees: **MIDEA GROUP CO., LTD.**, Foshan (CN); **MIDEA AMERICA CORPORATION**, Parsippany, NJ (US)

(**) Term: **15 Years**

(21) Appl. No.: **29/579,356**

(22) Filed: **Sep. 29, 2016**

(51) **LOC (11) Cl.** **15-07**

(52) **U.S. Cl.**
USPC **D15/89**

(58) **Field of Classification Search**
USPC D15/79-91; D8/300, 301, 302, 305, 306, D8/307-313, 315-318, 319-322; D7/334-337, 393, 394, 402-405
CPC .. F25D 11/00; F25D 17/065; F25D 2325/022; F25D 23/069; F25D 25/025; F25D 11/02; F25D 17/062; F25D 21/12; F25D 21/125; F25D 21/14; F25D 2317/061; F25D 2317/067; F25D 2323/021; F25D 2323/024; F25D 23/028; F25D 23/04; F25D 23/066; F25D 23/085; F25D 23/087; F25D 23/126; F25D 2400/02; F25D 2400/06; F25D 2400/361; F25D 2400/40; F25D 25/005; F25D 25/02; F25D 2600/02; F25D 2700/02; F25D 2700/12; F25D 2700/121; F25D 2700/14; F25D 29/00

See application file for complete search history.

(56) **References Cited**

U.S. PATENT DOCUMENTS

D477,340	S	*	7/2003	Kim	D15/85
D527,396	S	*	8/2006	Kim	D15/85
D527,746	S	*	9/2006	Kim	D15/85
D546,842	S	*	7/2007	Morrison	D15/85
D556,222	S	*	11/2007	Morrison	D15/85
D558,800	S	*	1/2008	Byun	D15/85
D578,559	S	*	10/2008	Lee	D15/85
D579,031	S	*	10/2008	Lee	D15/85
D595,315	S	*	6/2009	Lee	D15/85
D597,562	S	*	8/2009	Yang	D15/81
D613,314	S	*	4/2010	Staud	D15/81
2003/0132689	A1	*	7/2003	Shin	E05D 3/18 312/405

* cited by examiner

Primary Examiner — Ian Simmons

Assistant Examiner — Khawaja Anwar

(74) *Attorney, Agent, or Firm* — Hodgson Russ LLP

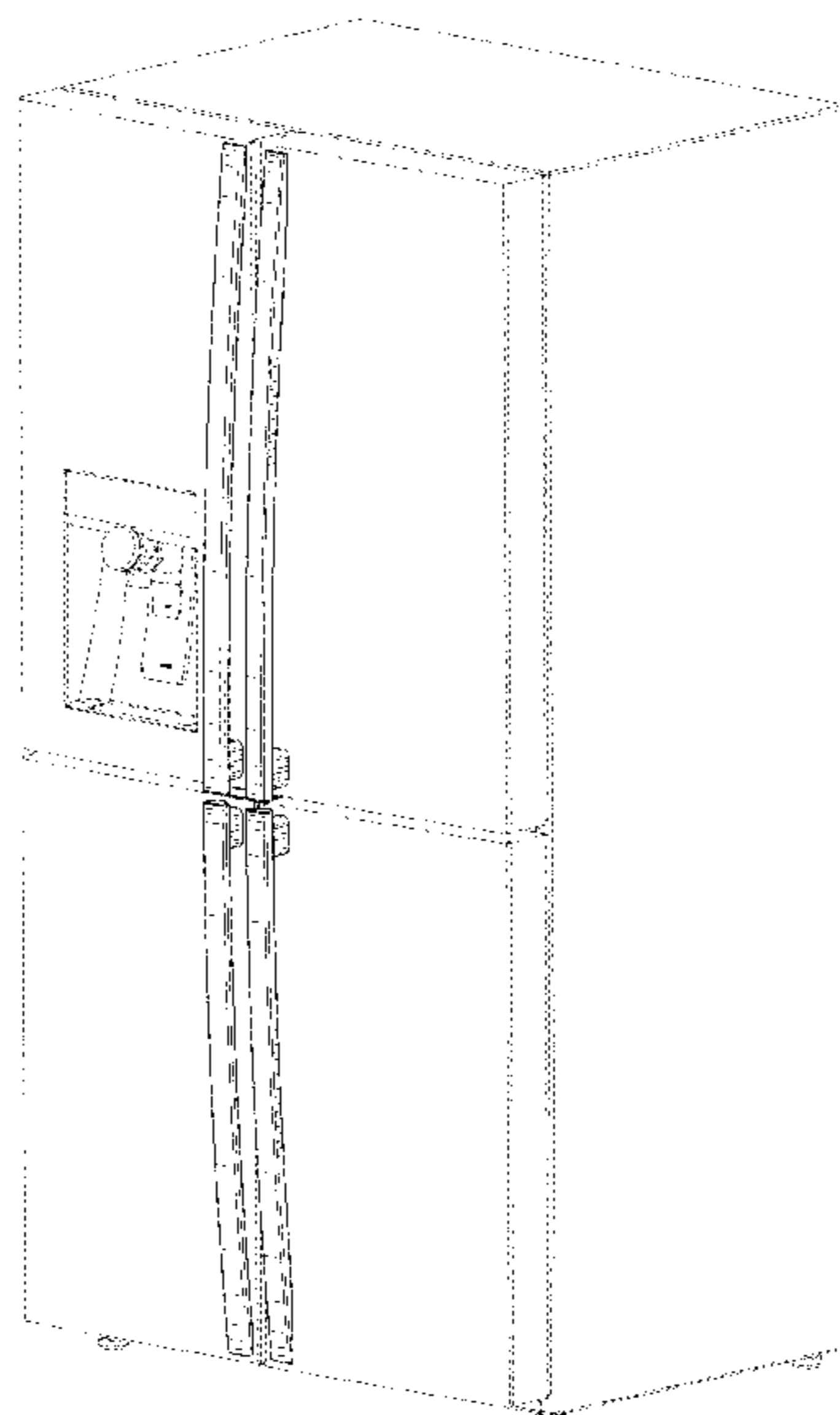
(57) **CLAIM**

The ornamental design for a refrigerator, as shown and described.

DESCRIPTION

FIG. 1 is a perspective view of a refrigerator, showing our new ornamental design;
FIG. 2 is a front elevation view thereof;
FIG. 3 is a rear elevation view thereof;
FIG. 4 is a right side elevation view thereof;
FIG. 5 is a left side elevation view thereof;
FIG. 6 is a top plan view thereof; and,
FIG. 7 is a bottom plan view thereof.
The broken lines represent unclaimed features that form no part of the claimed design.

1 Claim, 7 Drawing Sheets



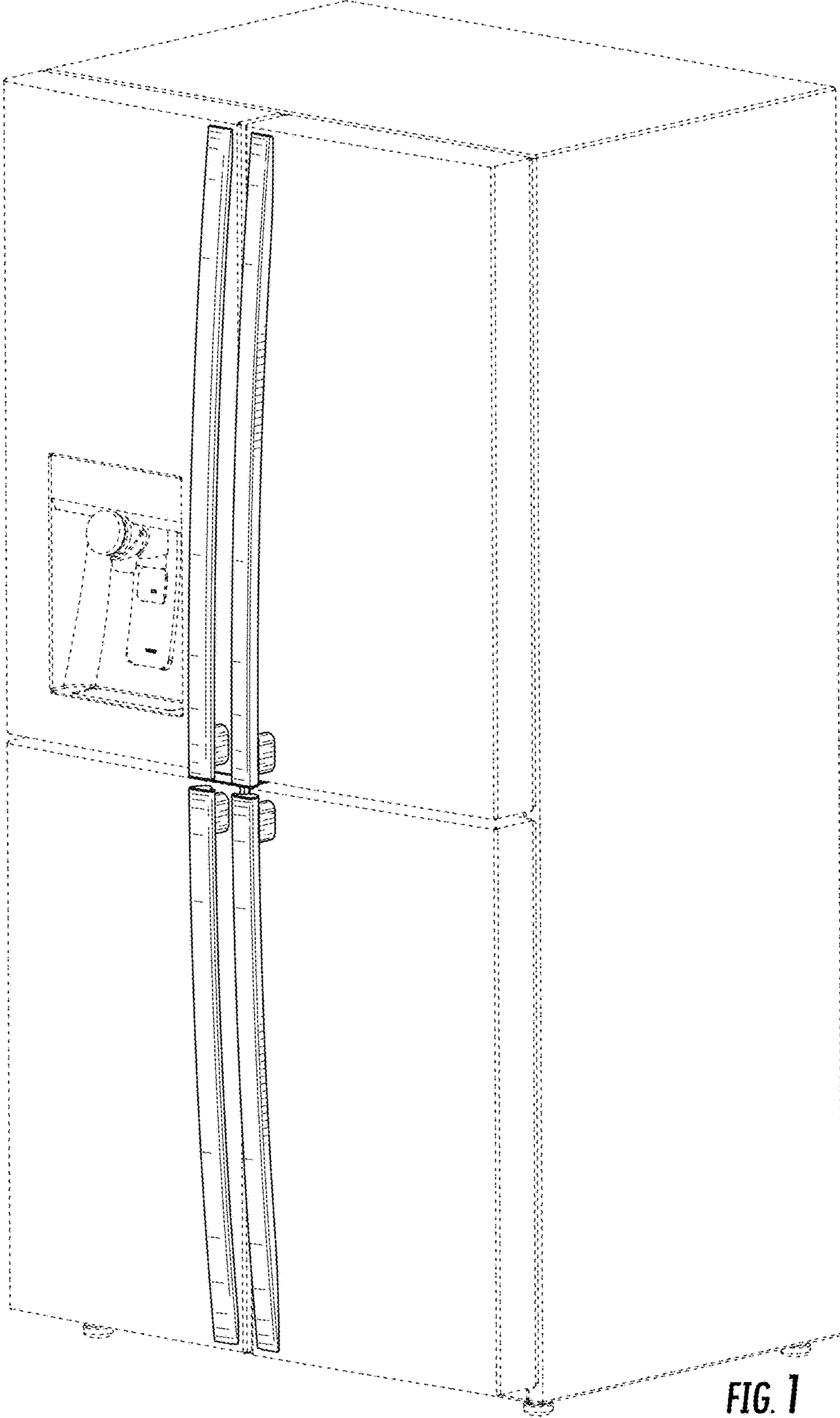


FIG. 1

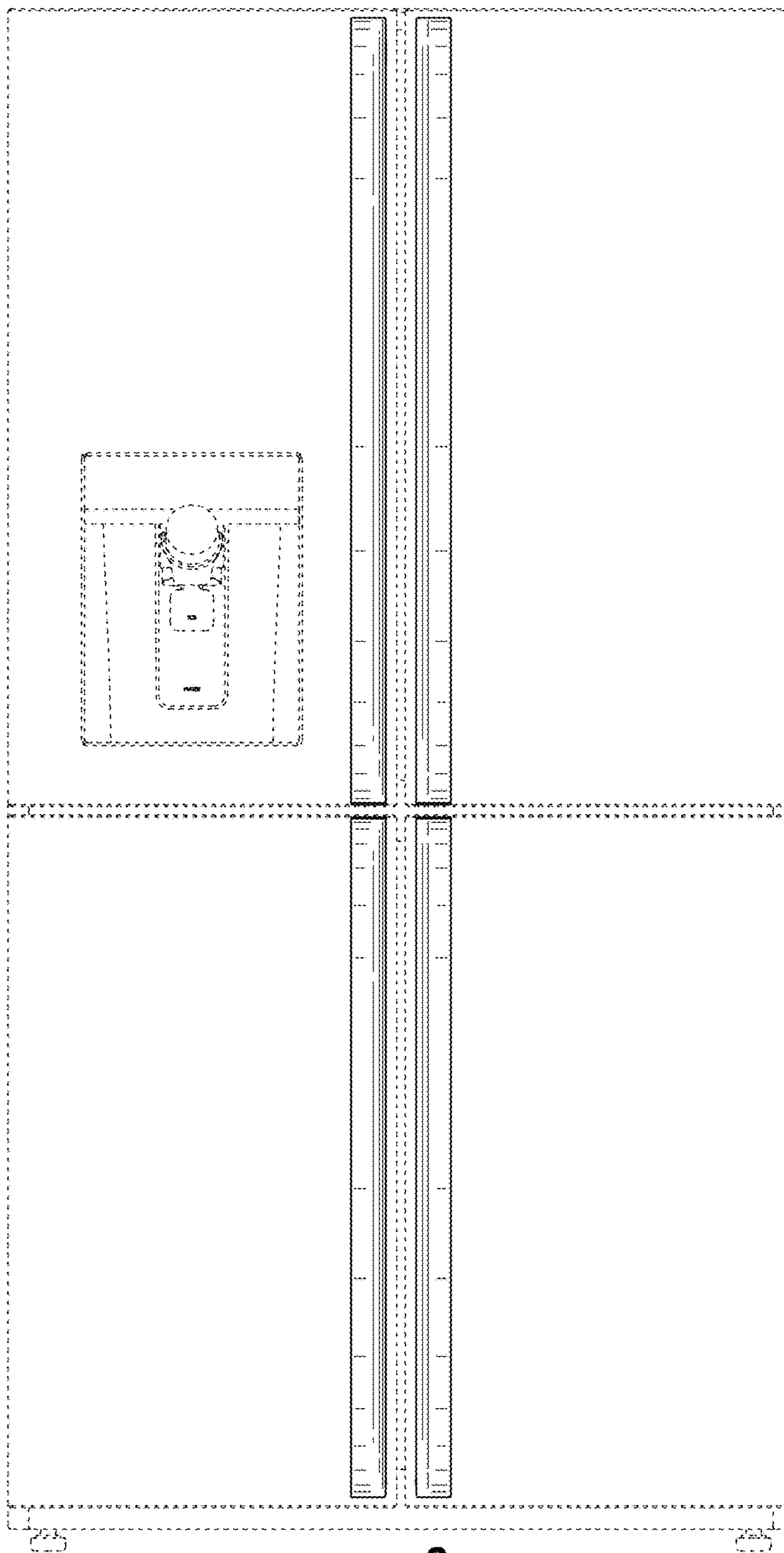


FIG. 2



FIG. 3

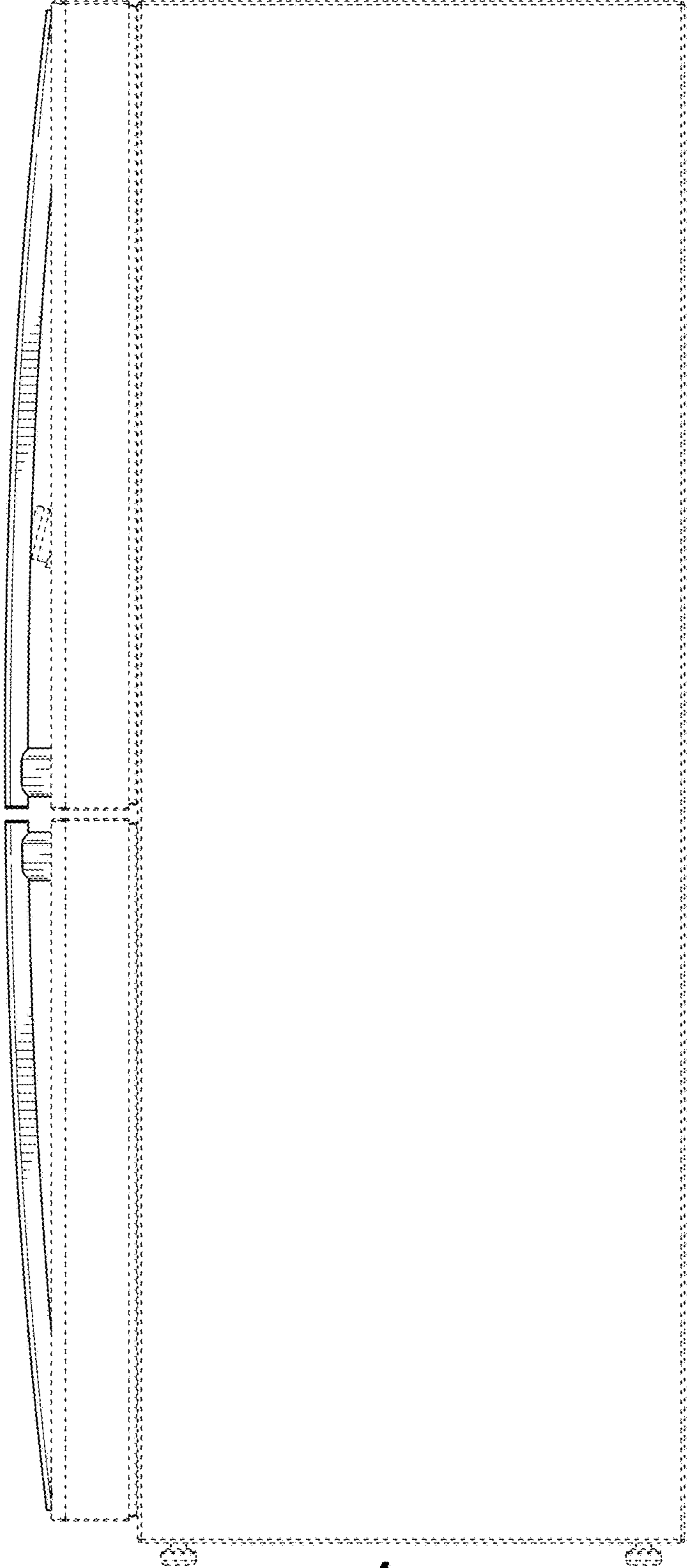


FIG. 4

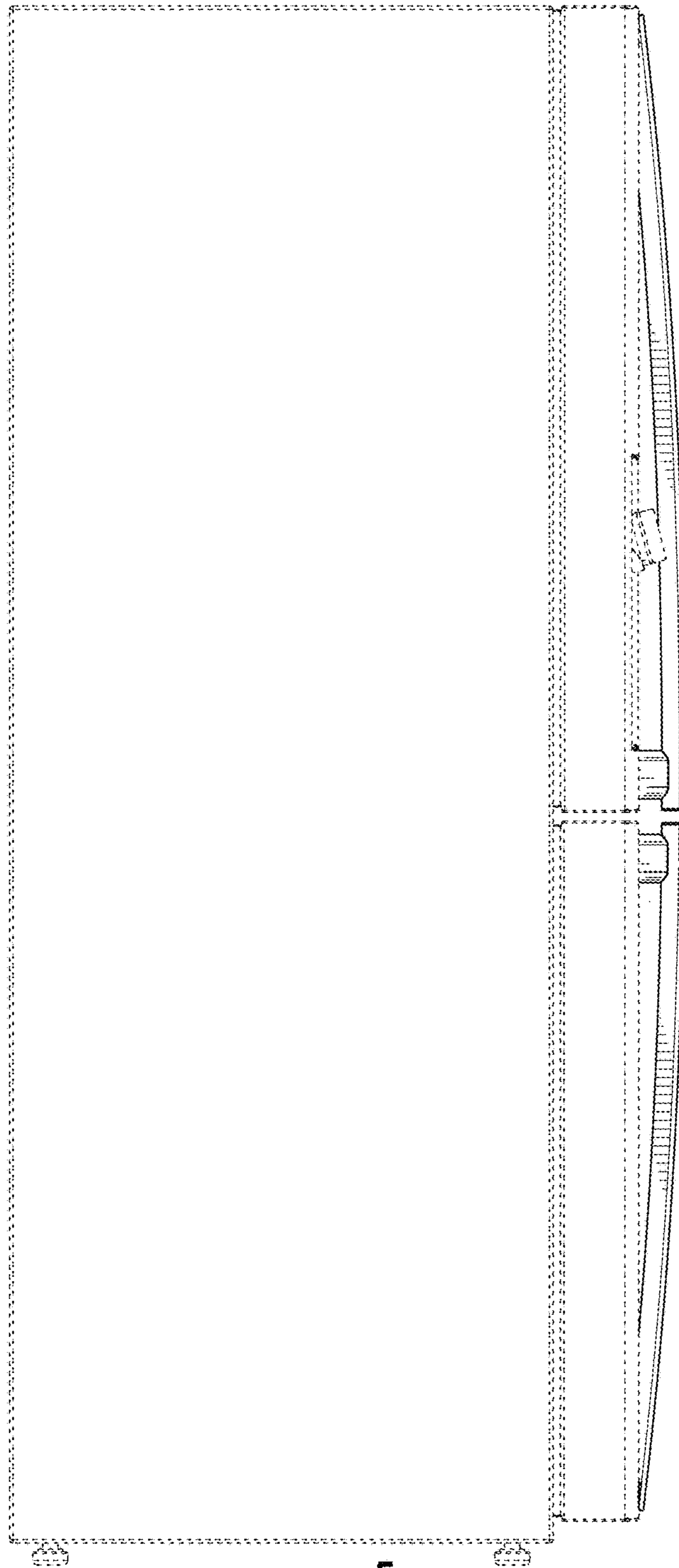


FIG. 5

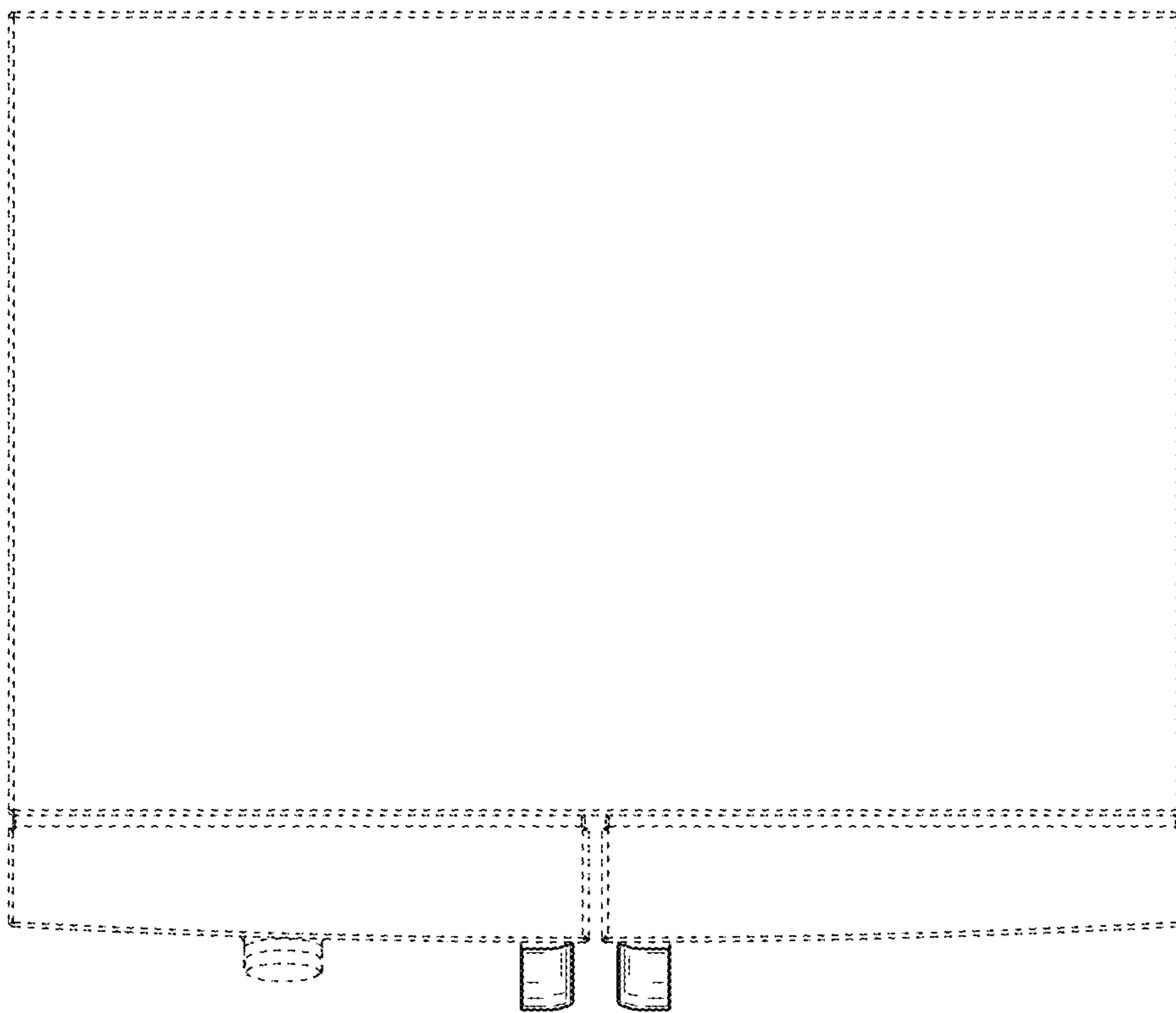


FIG. 6

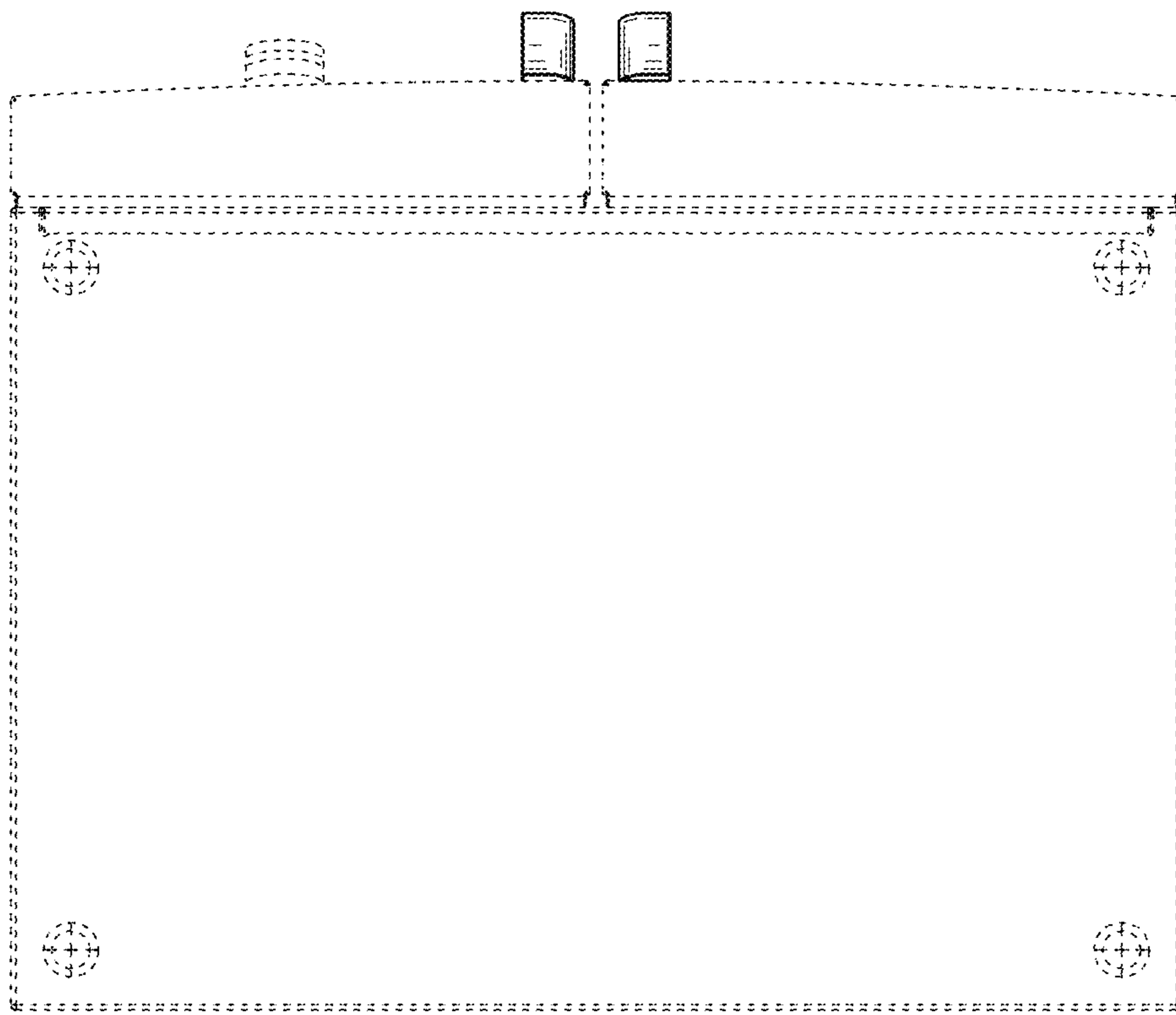


FIG. 7