



US00D818008S

(12) **United States Design Patent**
Diebold et al.

(10) **Patent No.:** **US D818,008 S**

(45) **Date of Patent:** **** May 15, 2018**

- (54) **OPERATOR STATION FLOOR MAT**
- (71) Applicant: **Deere & Company**, Moline, IL (US)
- (72) Inventors: **Elizabeth A. Diebold**, Dubuque, IA (US); **Daniel R. Klein**, Peosta, IA (US); **Amy Wessel**, Edgewood, IA (US); **Thomas Ward**, Ventura, CA (US)
- (73) Assignee: **Deere & Company**, Moline, IL (US)
- (**) Term: **15 Years**
- (21) Appl. No.: **29/605,182**
- (22) Filed: **May 24, 2017**
- (51) **LOC (11) Cl.** **15-03**
- (52) **U.S. Cl.**
USPC **D15/28**; D15/17
- (58) **Field of Classification Search**
USPC D15/17, 28, 14, 15, 22-26, 31, 33;
D12/192; 180/69.24, 69.2, 69.21, 90,
180/89.12, 900; 296/70, 30, 72, 191,
296/192, 193.03, 97.23, 190.08, 190.01,
296/193.07, 75
CPC B62D 49/00; B60K 37/00; B60K 37/02;
B60K 37/04; B60K 2350/928; B60Y
2200/22; E02F 9/16; B60N 3/00; B60N
3/048; B60N 3/044; B60N 3/06; B60N
3/04
See application file for complete search history.

7,347,487	B2 *	3/2008	Kojima	E02F 9/16 296/190.08
7,537,074	B2 *	5/2009	Ishii	B60H 1/00378 180/89.12
8,460,775	B2 *	6/2013	Engelhardt	A47L 23/22 15/215
8,757,698	B1 *	6/2014	Rowland	B60N 3/046 296/97.23
8,967,697	B1 *	3/2015	Yang	B60N 3/048 296/97.23
9,163,381	B2 *	10/2015	Horikawa	E02F 9/16
9,333,890	B2 *	5/2016	Garbarino	B60N 3/046
2004/0009329	A1 *	1/2004	Whitaker	B60N 3/046 428/141
2004/0187409	A1 *	9/2004	Kojima	E02F 9/16 52/220.1
2006/0175184	A1 *	8/2006	Grzan	H01H 3/141 200/85 R
2007/0131262	A1 *	6/2007	Ishii	B60H 1/00378 134/123

(Continued)

Primary Examiner — Mark Goodwin

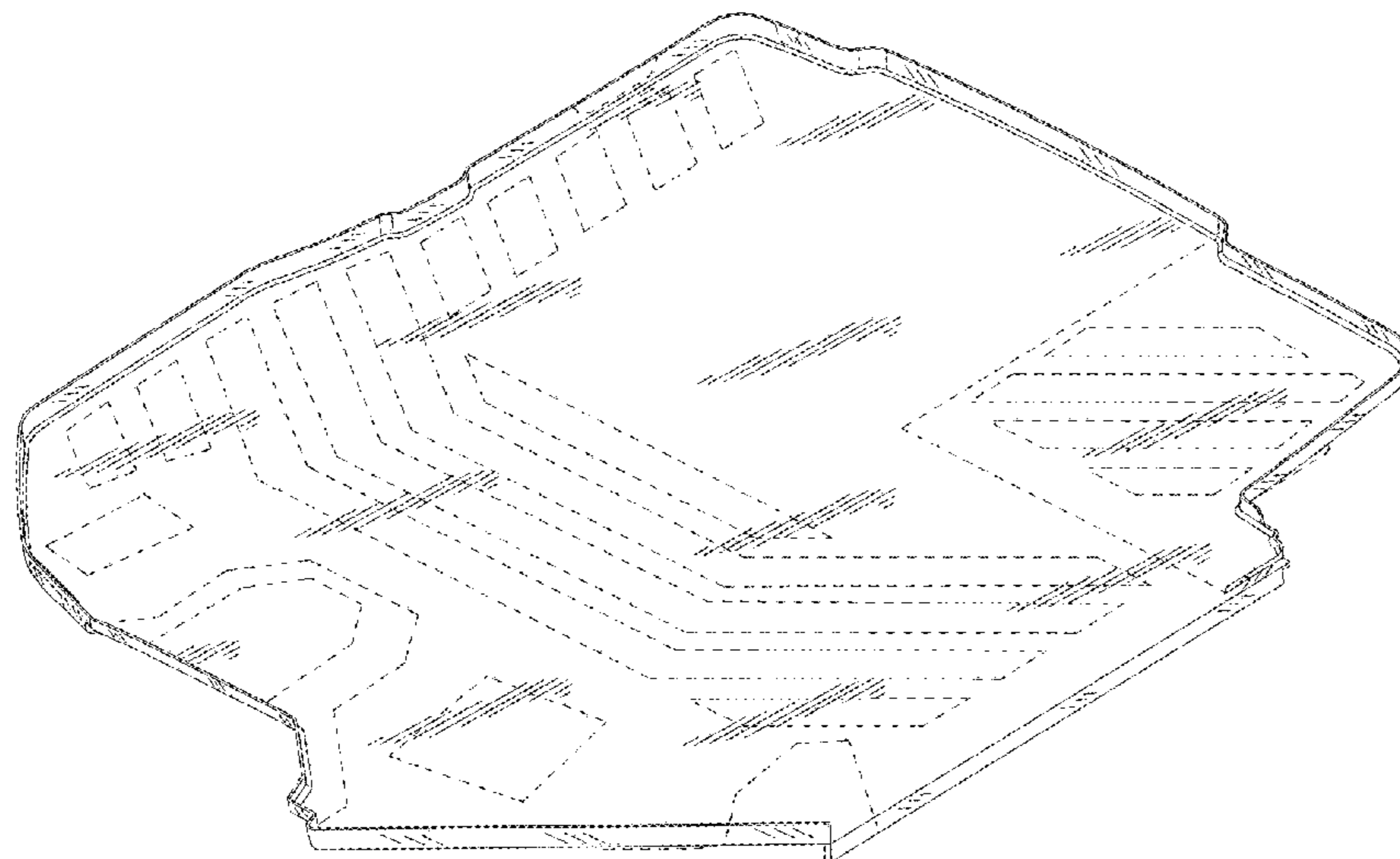
(57) **CLAIM**

The ornamental design for an operator station floor mat, as shown and described.

DESCRIPTION

FIG. 1 is a perspective view of an operator station floor mat showing our new design.
 FIG. 2 is a left side view thereof.
 FIG. 3 is a right side view thereof.
 FIG. 4 is a front view thereof.
 FIG. 5 is a rear view thereof.
 FIG. 6 is a top view thereof; and,
 FIG. 7 is a bottom view thereof.
 The broken line representations of environmental structure in FIGS. 1-7 is for illustrative purposes only and forms no part of the claimed design.

1 Claim, 7 Drawing Sheets



(56)

References Cited

U.S. PATENT DOCUMENTS

2008/0292827	A1 *	11/2008	Lee	B60N 3/044 428/63
2009/0061148	A1 *	3/2009	Cha	B60N 3/044 428/95
2010/0272944	A1 *	10/2010	Engelhardt	A47L 23/22 428/68
2015/0176248	A1 *	6/2015	Horikawa	E02F 9/16 296/75
2015/0217666	A1 *	8/2015	Garbarino	B60N 3/046 428/100
2016/0121774	A1 *	5/2016	Garbarino	B60N 3/046 248/346.03

* cited by examiner

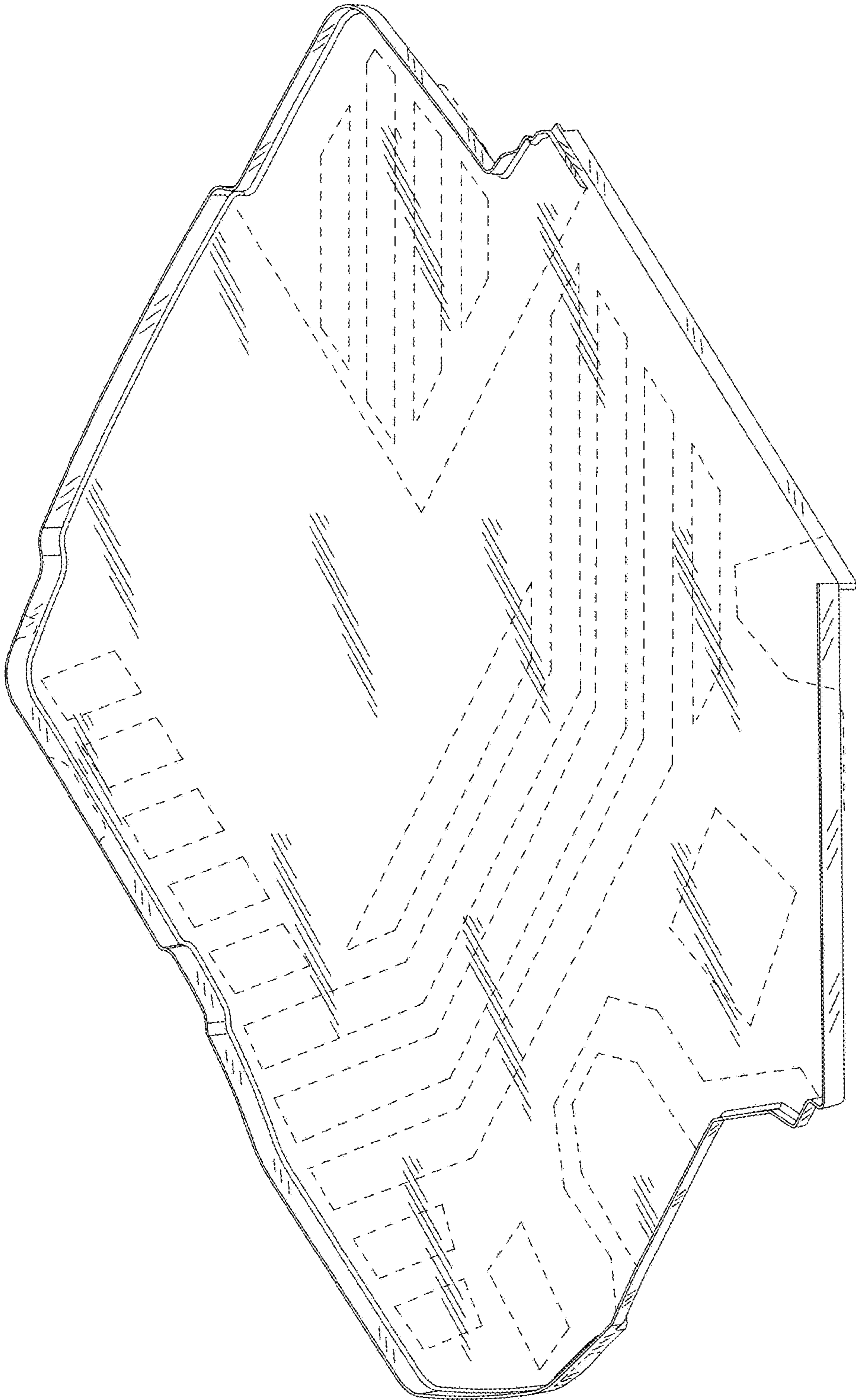


FIG. 1




FIG. 2

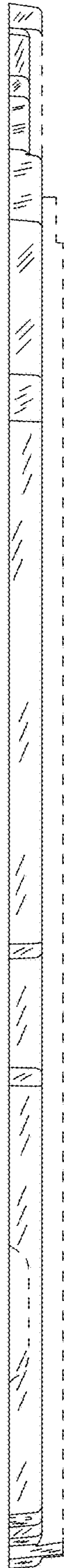


FIG. 3

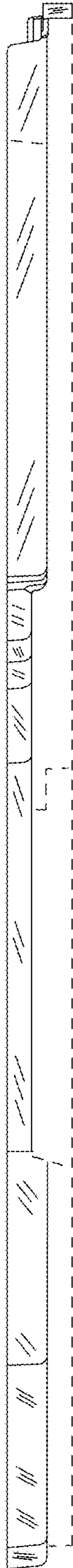


FIG. 4




FIG. 5

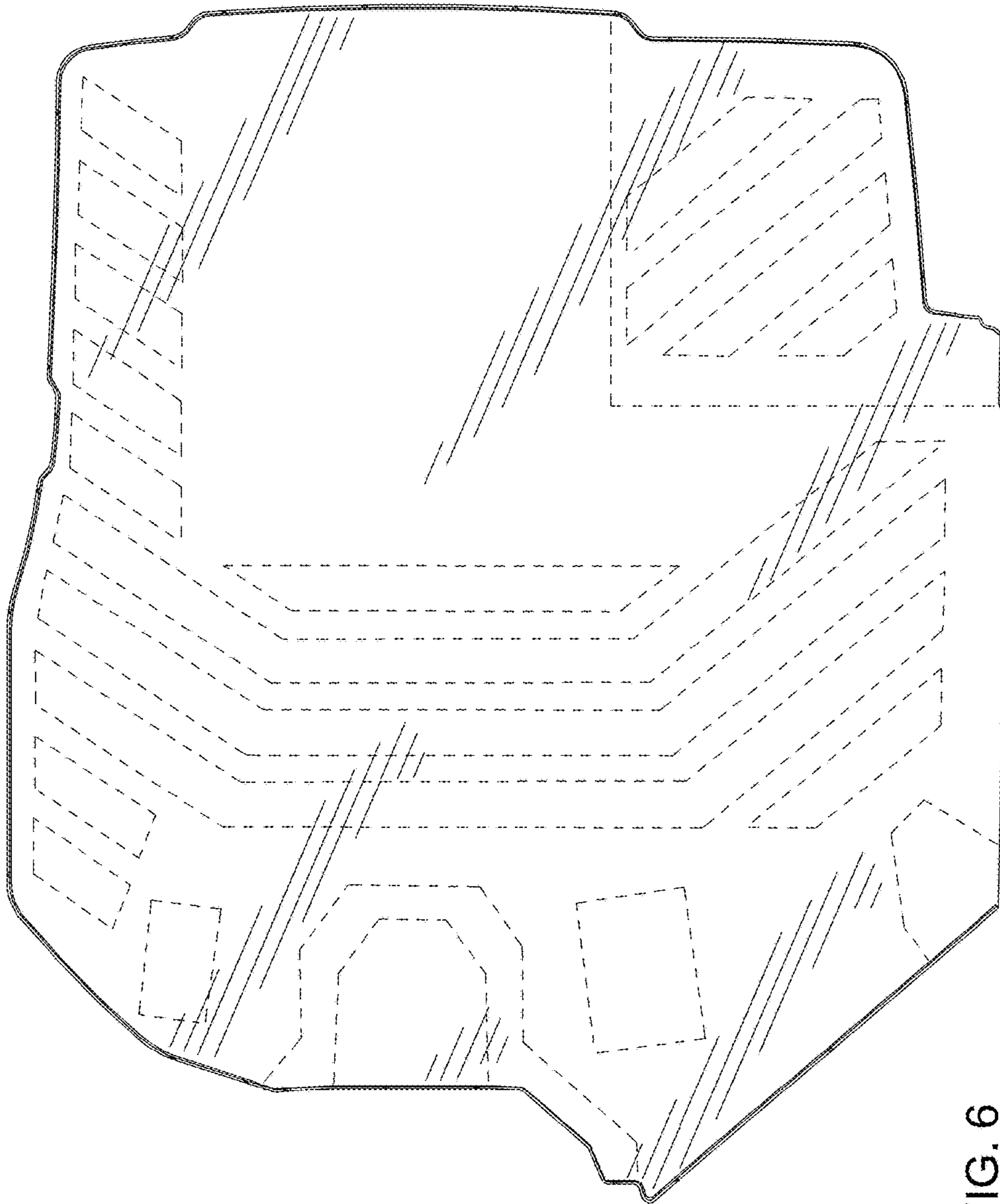


FIG. 6

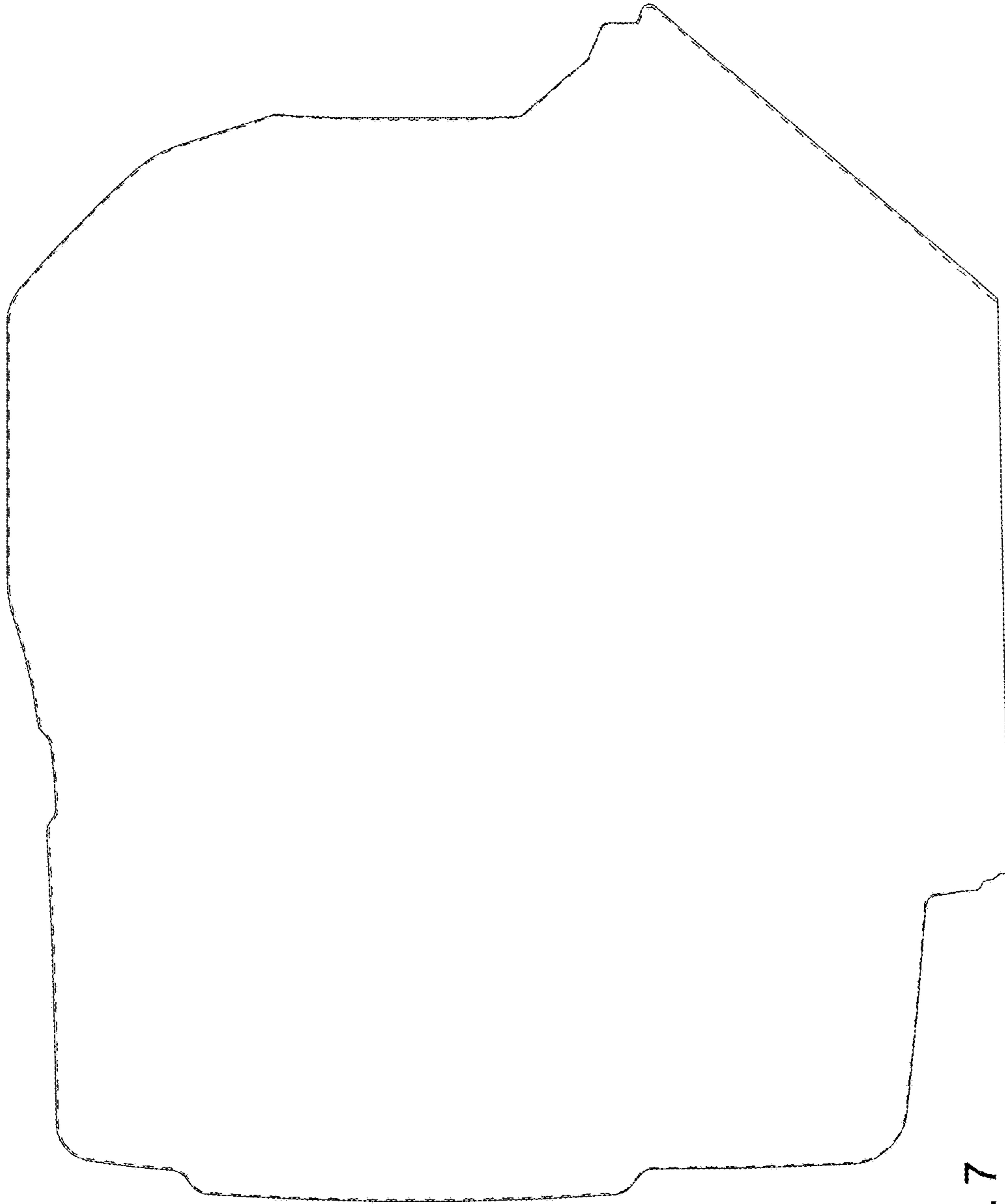


FIG. 7