



US00D817982S

(12) **United States Design Patent** (10) **Patent No.:** **US D817,982 S**
Pintus et al. (45) **Date of Patent:** **** May 15, 2018**

(54) **DISPLAY SCREEN OR PORTION THEREOF WITH GRAPHICAL USER INTERFACE**

(74) *Attorney, Agent, or Firm* — TraskBritt

(71) Applicant: **SORENSEN IP HOLDINGS LLC**, Salt Lake City, UT (US)

(57) **CLAIM**

The ornamental design for a display screen or portion thereof with graphical user interface, as shown and described.

(72) Inventors: **Alice Viola Pintus**, Milan (IT); **Elie Monge**, San Francisco, CA (US); **Shannon Fong**, San Francisco, CA (US)

DESCRIPTION

(73) Assignee: **SORENSEN IP HOLDINGS LLC**, Salt Lake City, UT (US)

The patent or application file contains at least one drawing executed in color. Copies of this patent or patent application publication with color drawings will be provided by the Office upon request and payment of the necessary fee.

(**) Term: **15 Years**

FIG. 1 is a front view of a display screen or portion thereof with graphical user interface according to a first embodiment.

(21) Appl. No.: **29/561,881**

FIG. 2 is a front view of a display screen or portion thereof with graphical user interface according to a second embodiment.

(22) Filed: **Apr. 20, 2016**

(51) **LOC (11) Cl.** **14-04**

(52) **U.S. Cl.**
USPC **D14/486**

FIG. 3 is a front view of a display screen or portion thereof with graphical user interface according to a third embodiment.

(58) **Field of Classification Search**
USPC D14/485–495; D9/607, 634, 635, 637, D9/652, 667; D20/10, 11, 22–33, 39, 40
(Continued)

FIG. 4 is a front view of a display screen or portion thereof with graphical user interface according to a fourth embodiment.

(56) **References Cited**

U.S. PATENT DOCUMENTS

D554,655 S * 11/2007 Prater D14/486
D576,173 S * 9/2008 Oshiro D14/486
(Continued)

FIG. 5 is a front view of a display screen or portion thereof with graphical user interface according to a fifth embodiment.

OTHER PUBLICATIONS

How to Manage Videos with Video Station, qnap.com [online], published on Apr. 8, 2014, [retrieved on Feb. 16, 2018], retrieved from the Internet <URL: <https://www.qnap.com/en/how-to/tutorial/article/how-to-manage-videos-with-video-station>>.*
(Continued)

FIG. 6 is a front view of a display screen or portion thereof with graphical user interface according to a sixth embodiment.

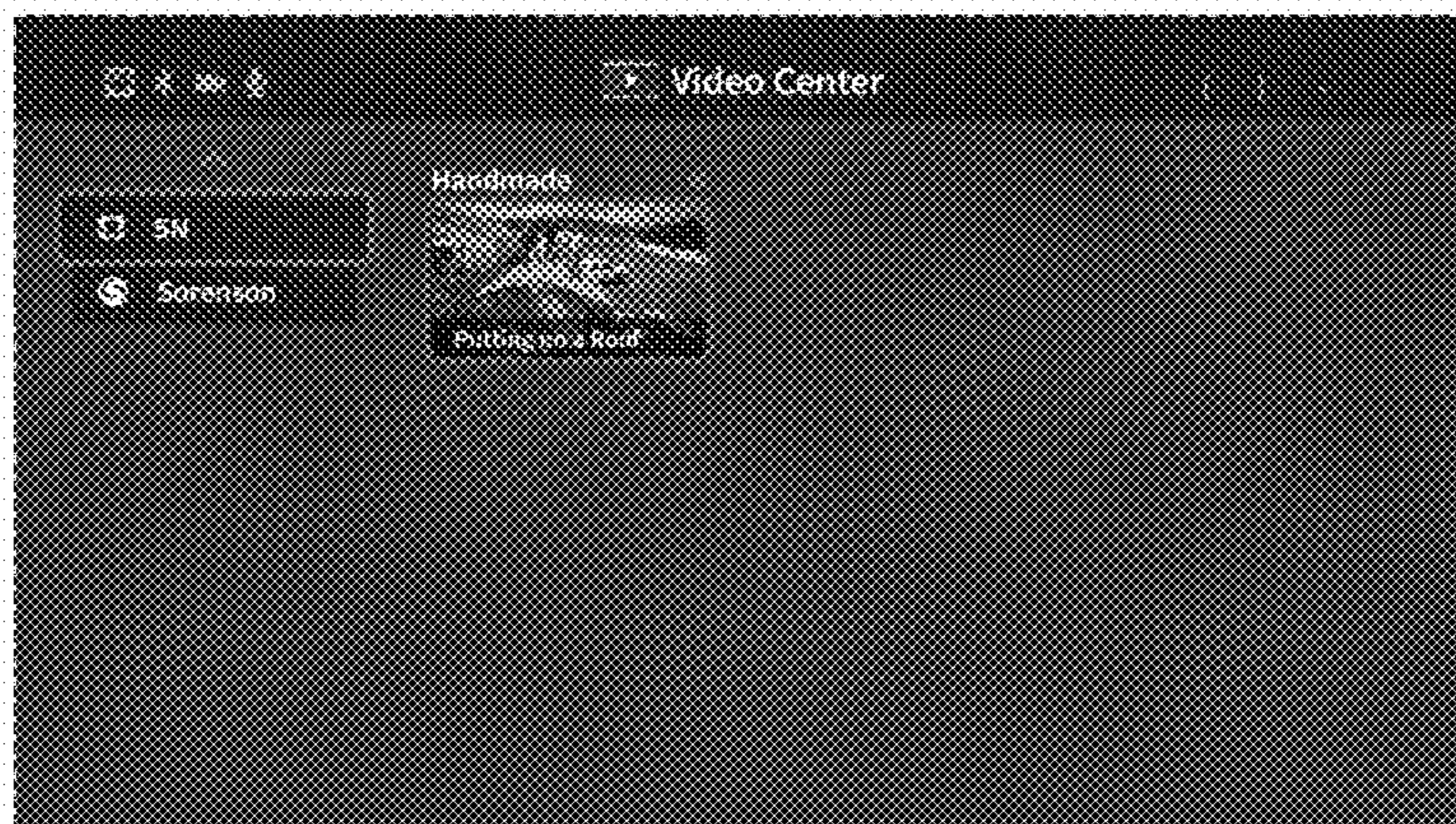
FIG. 7 is a front view of a display screen or portion thereof with graphical user interface according to a seventh embodiment; and,

FIG. 8 is a front view of a display screen or portion thereof with graphical user interface according to an eighth embodiment.

The rectangular broken-line perimeter in FIGS. 1-8 illustrates a display screen and forms no part of the claimed design.

Primary Examiner — Cathron C Brooks
Assistant Examiner — Ian F Whitmore

1 Claim, 4 Drawing Sheets
(4 of 4 Drawing Sheet(s) Filed in Color)



(58) **Field of Classification Search**

CPC G06F 3/048-3/04897; G06F 3/16; G06F
3/165; G06F 3/167; H04M 1/72558;
H04L 12/581; H04L 12/1813

See application file for complete search history.

(56) **References Cited**

U.S. PATENT DOCUMENTS

D579,943	S	*	11/2008	Clark	D14/485
D579,944	S	*	11/2008	Jeon	D14/485
D588,605	S	*	3/2009	Okada	D14/488
D602,495	S	*	10/2009	Um	D14/486
D679,719	S	*	4/2013	Lee	D14/486
D732,572	S	*	6/2015	Nieminen	D14/488
D741,880	S	*	10/2015	Hong	D14/486
D799,525	S	*	10/2017	Lalor	D14/486
2004/0218035	A1	*	11/2004	Crook	H04L 29/06027 348/14.02
2011/0126156	A1	*	5/2011	Krishnaraj	G06F 3/016 715/828
2014/0223099	A1	*	8/2014	Kidron	G06F 12/0806 711/118

OTHER PUBLICATIONS

How to Make a Blind and Attended Transfer with Cisco SPA, by
Galea, published on Jun. 23, 2010, [retrieved on Feb. 16, 2018],
retrieved from the Internet <URL: <https://www.3cx.com/blog/voip-howto/blind-attended-transfer-cisco/>>.*

* cited by examiner

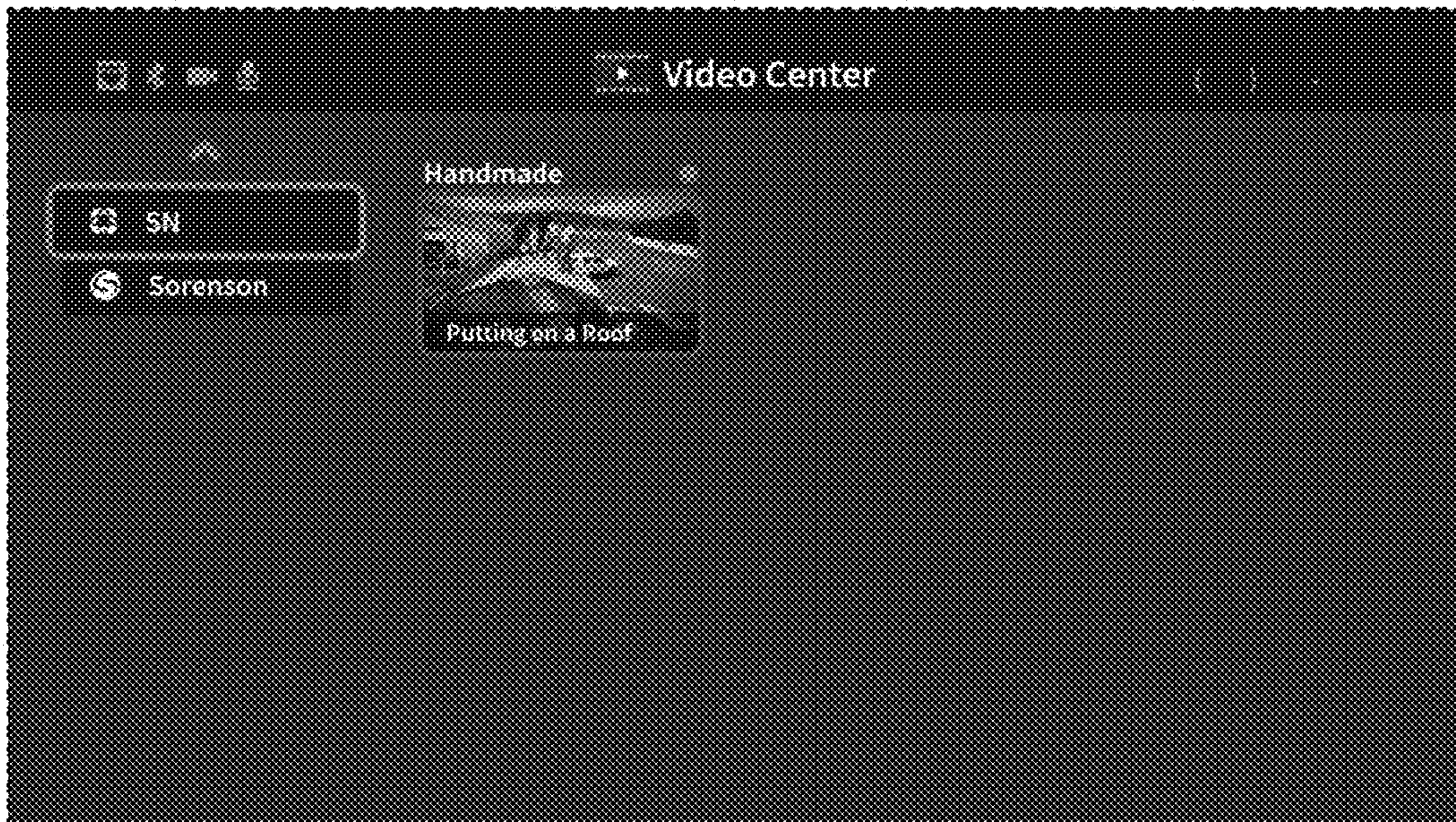


FIG. 1

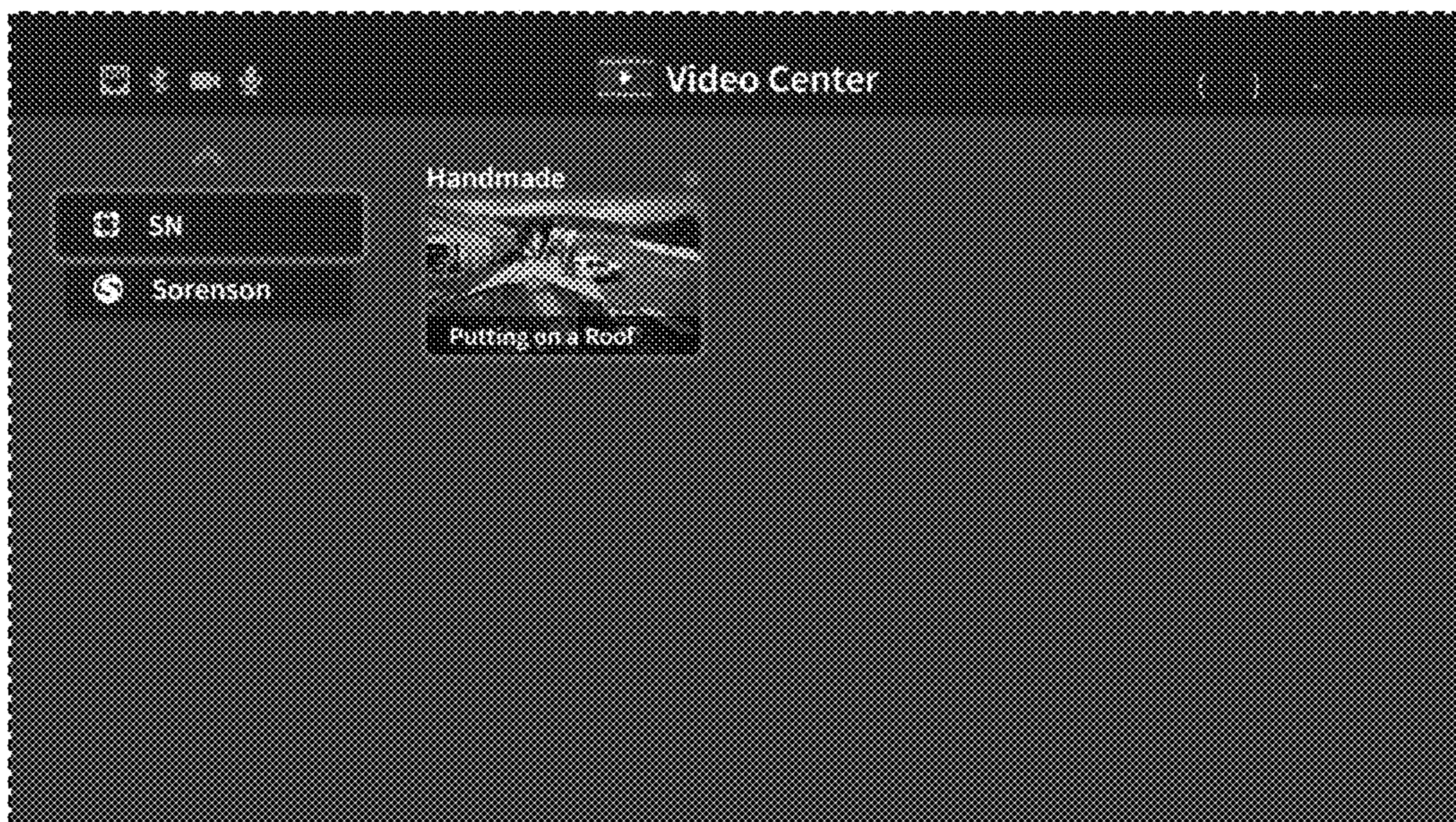


FIG. 2

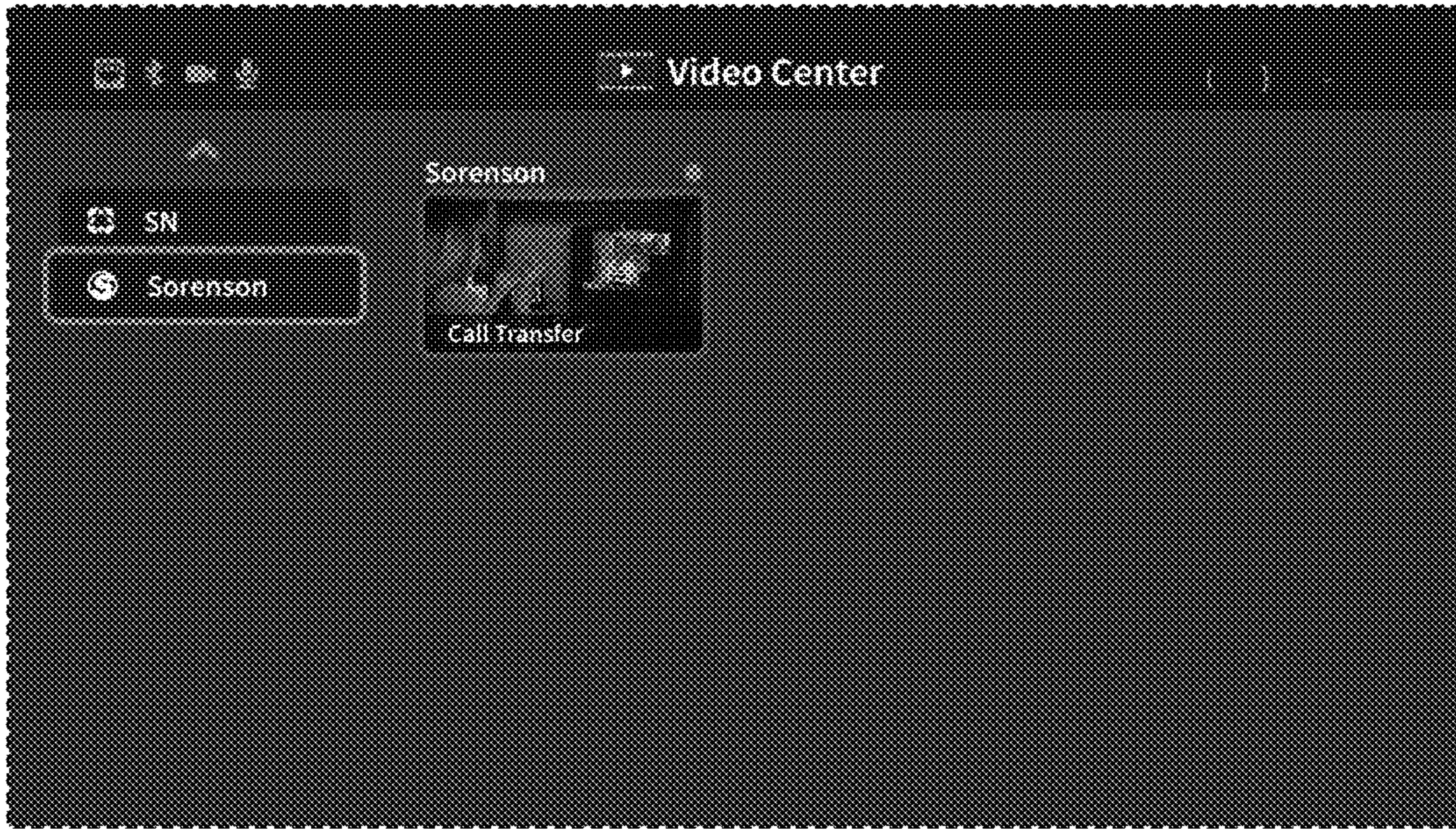


FIG. 3

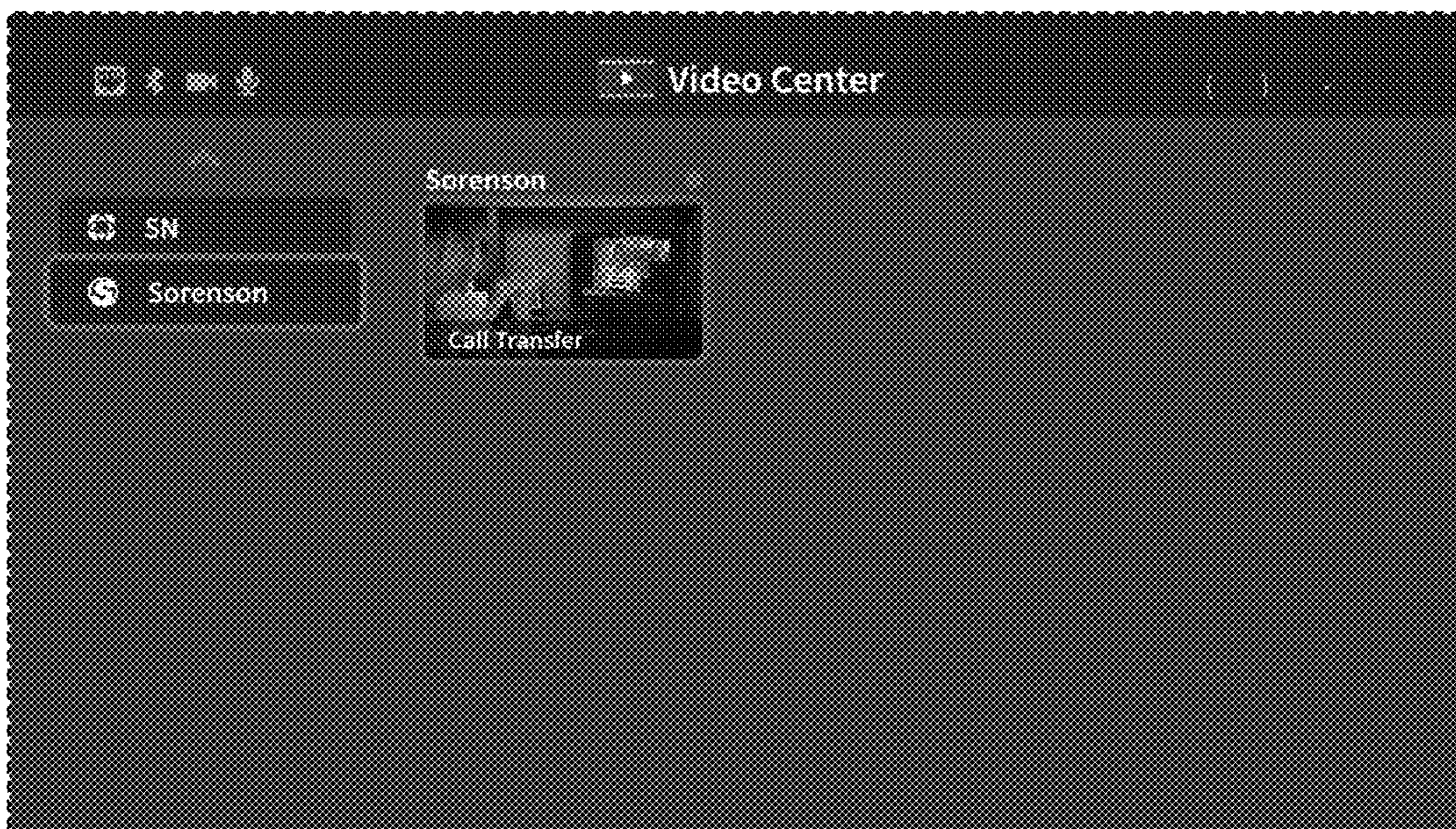


FIG. 4

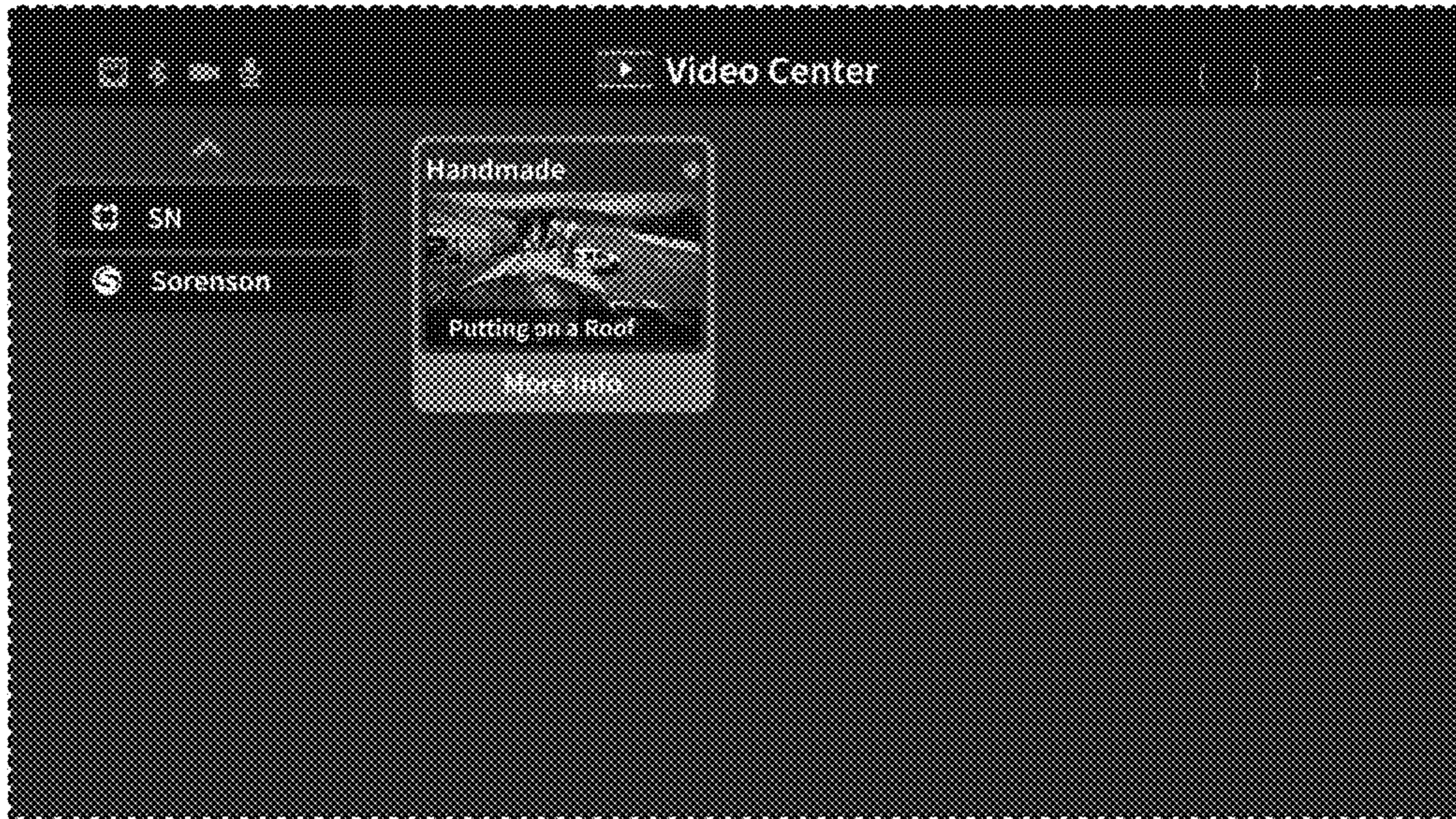


FIG. 5

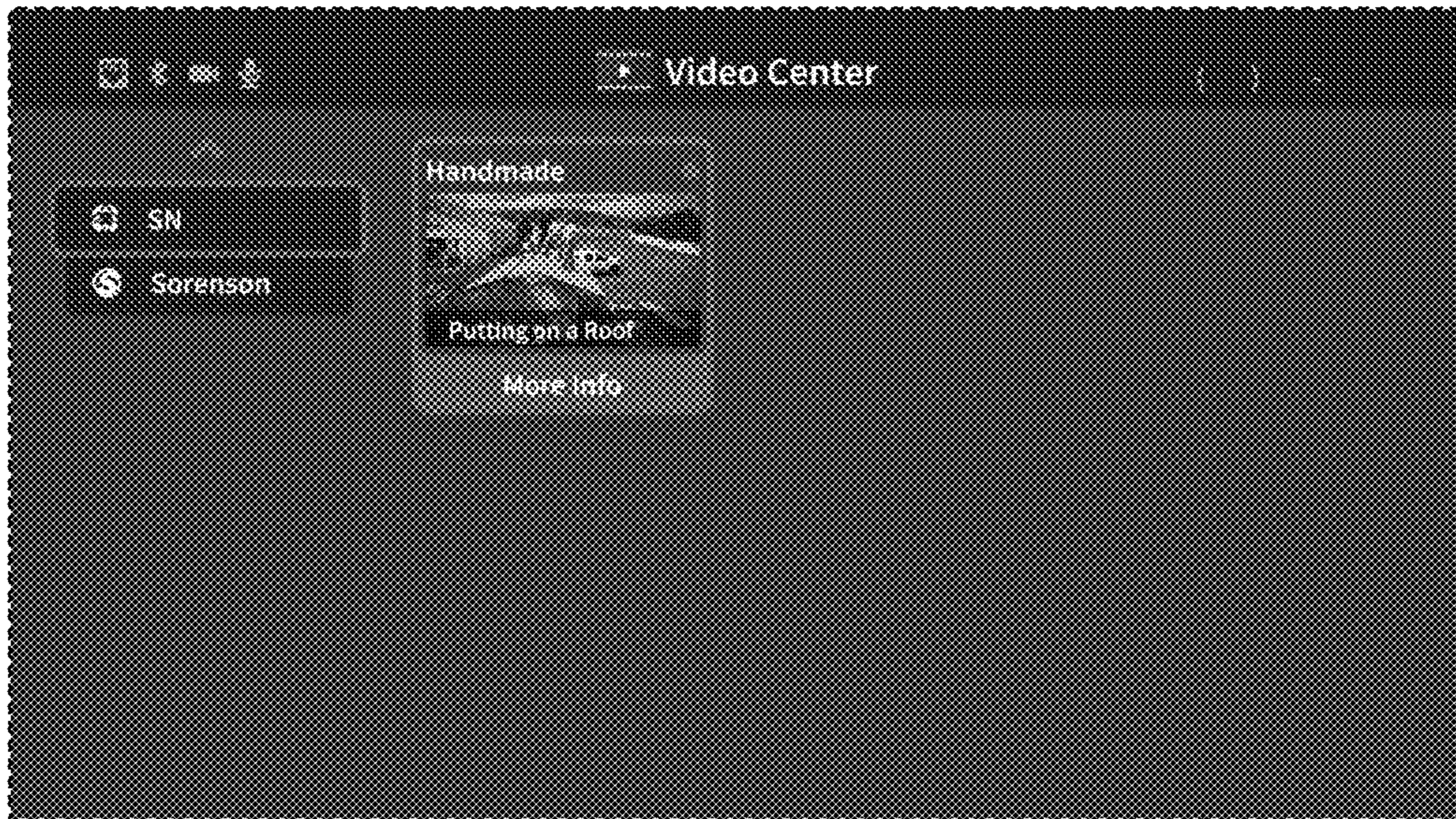


FIG. 6

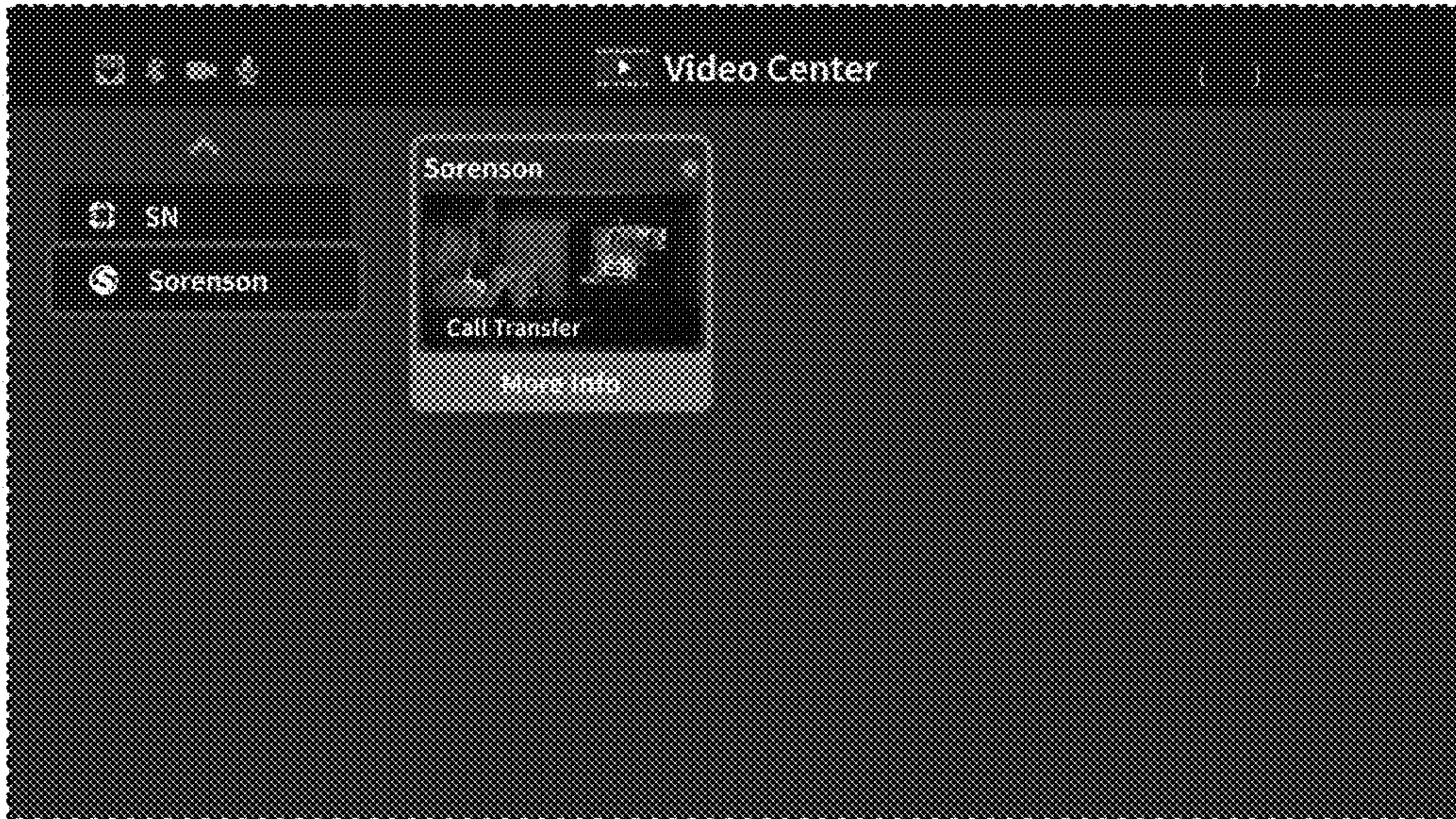


FIG. 7

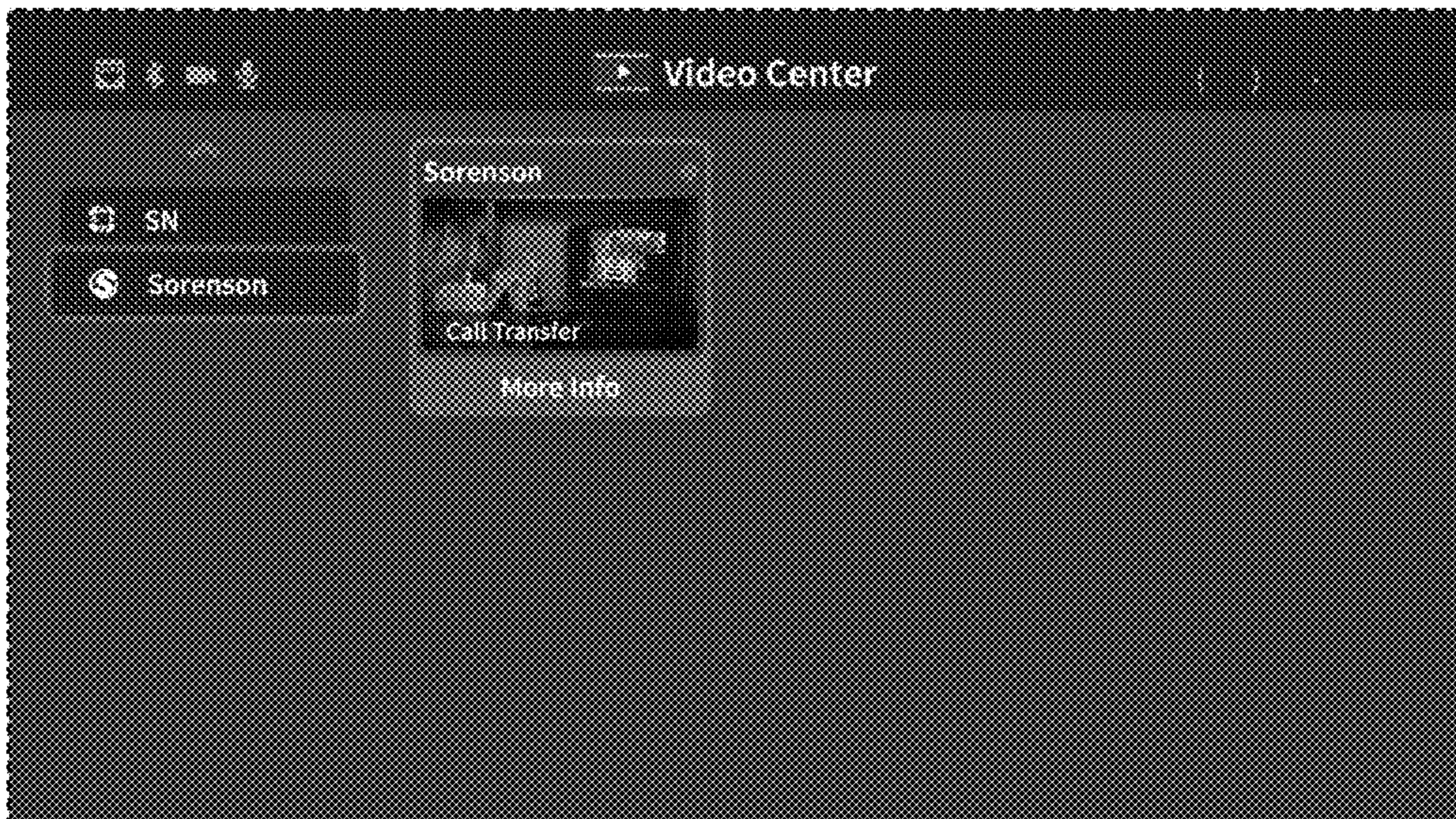


FIG. 8