



US00D817967S

(12) **United States Design Patent** (10) **Patent No.:** **US D817,967 S**  
**Hu** (45) **Date of Patent:** **\*\* May 15, 2018**

(54) **DISPLAY SCREEN WITH GRAPHICAL USER INTERFACE**

(71) Applicant: **GUANGZHOU UCWEB COMPUTER TECHNOLOGY CO., LTD.**, Guangzhou (CN)

(72) Inventor: **Lingfeng Hu**, Guangzhou (CN)

(73) Assignee: **GUANGZHOU UCWEB COMPUTER TECHNOLOGY CO., LTD.**, Guangzhou (CN)

(\*\*) Term: **15 Years**

(21) Appl. No.: **29/559,474**

(22) Filed: **Mar. 29, 2016**

(30) **Foreign Application Priority Data**

Sep. 30, 2015 (CN) ..... 2015 3 0383989

(51) **LOC (11) Cl.** ..... **14-04**

(52) **U.S. Cl.**  
USPC ..... **D14/485**

(58) **Field of Classification Search**  
USPC ..... D14/485-495  
CPC .... G06F 3/048; G06F 3/0481; G06F 3/04812;  
G06F 3/04815; G06F 3/04817; G06F  
3/0482; G06F 3/0483; G06F 3/0484;  
G06F 3/04842; G06F 3/04845; G06F  
3/04847; G06F 3/0485; G06F 3/04855;  
G06F 3/0486

See application file for complete search history.

(56) **References Cited**

**U.S. PATENT DOCUMENTS**

D617,808 S \* 6/2010 Thompson ..... D14/486  
D723,045 S \* 2/2015 Ranz ..... D14/485

D741,354 S \* 10/2015 Lee ..... D14/487  
D759,058 S \* 6/2016 Looney ..... D14/485  
D771,065 S \* 11/2016 Zhu ..... D14/485  
D771,649 S \* 11/2016 Eze ..... D14/485  
D772,893 S \* 11/2016 An ..... D14/485  
D774,052 S \* 12/2016 Gedrich ..... D14/485  
D775,155 S \* 12/2016 Perach ..... D14/485  
D775,632 S \* 1/2017 van den Berg ..... D14/485  
D776,143 S \* 1/2017 Makowski ..... D14/486  
2004/0233239 A1 \* 11/2004 Landesmaki ..... G06F 3/0482  
715/810  
2011/0087964 A1 \* 4/2011 Patterson ..... G06F 3/165  
715/716  
2013/0014015 A1 \* 1/2013 Lambourne ..... G11B 27/00  
715/716  
2013/0239063 A1 \* 9/2013 Ubillos ..... H04L 51/24  
715/838

\* cited by examiner

*Primary Examiner* — Melanie H Tung

*Assistant Examiner* — Bao-Yen T Nguyen

(74) *Attorney, Agent, or Firm* — Finnegan, Henderson, Farabow, Garrett & Dunner LLP

(57) **CLAIM**


The ornamental design for a display screen with graphical user interface, as shown and described.

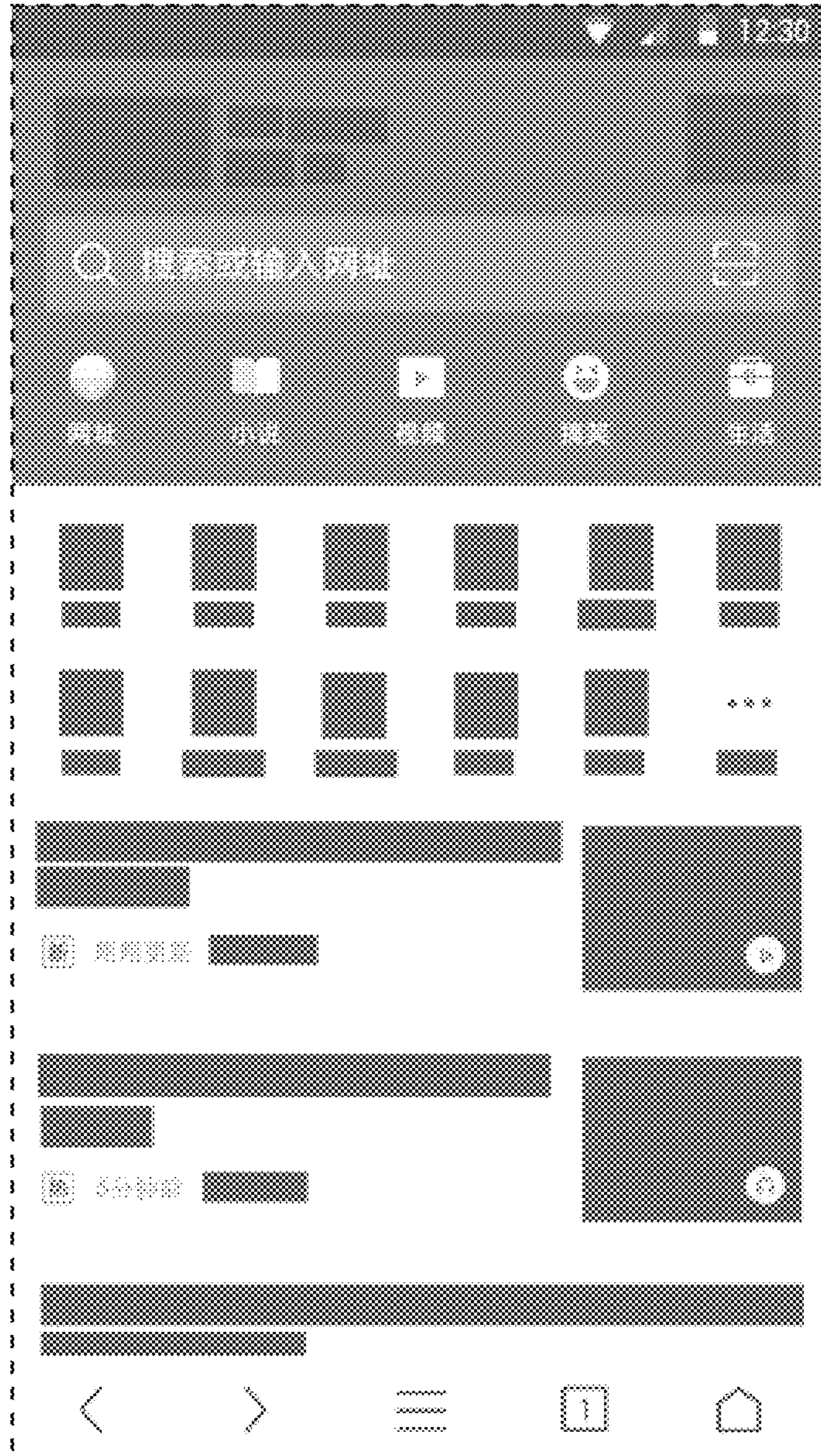
**DESCRIPTION**

FIG. 1 is a front view of one embodiment of a display screen with graphical user interface showing my new design; and, FIG. 2 is a front view of a second embodiment of a display screen with graphical user interface showing my new design.

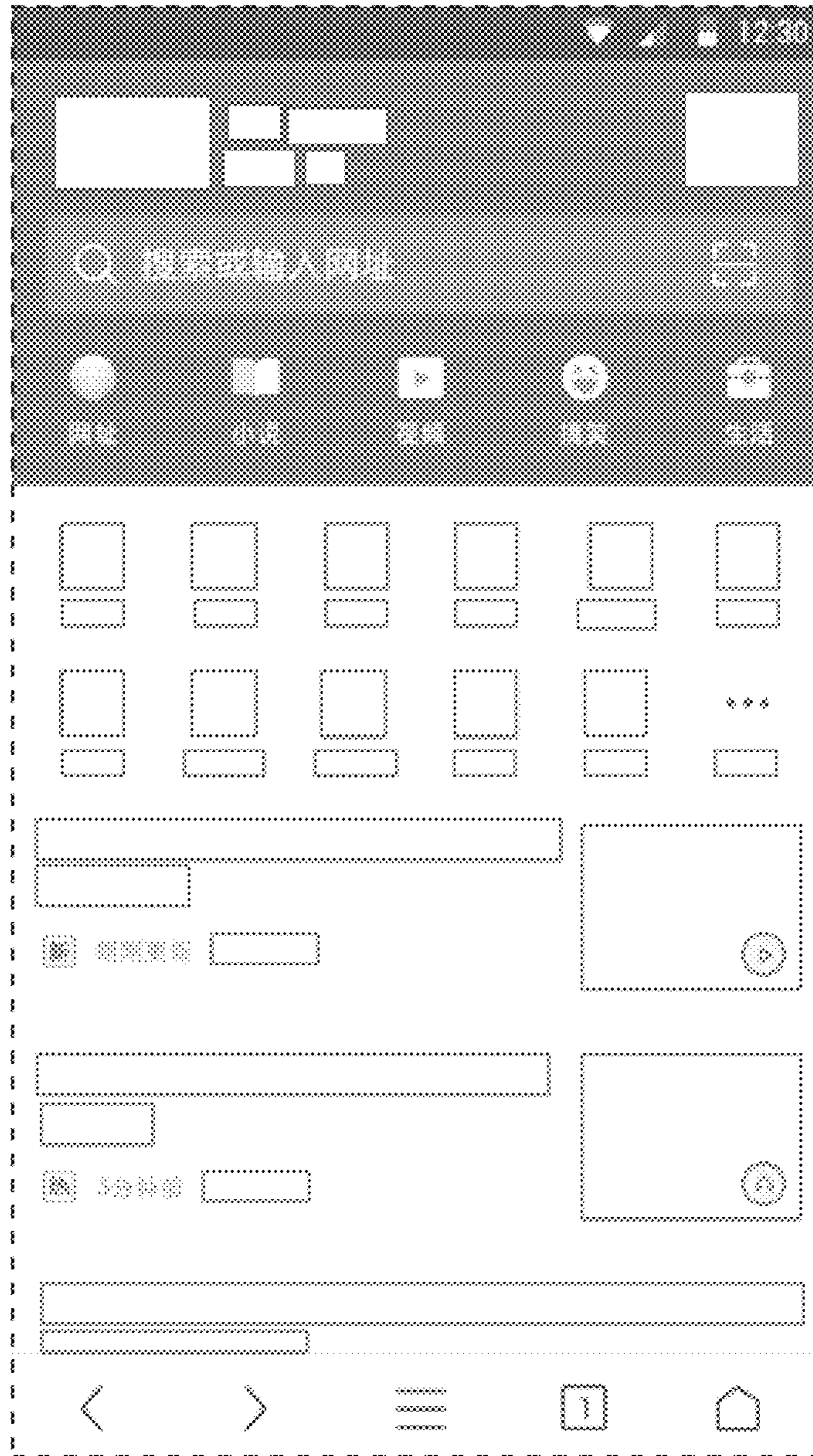
The broken lines depict the display screen and form no part of the claimed design.

**1 Claim, 2 Drawing Sheets**





**FIG. 1**



**FIG. 2**