

US00D817954S

(12) **United States Design Patent**
Boesiger et al.

(10) **Patent No.:** **US D817,954 S**
(45) **Date of Patent:** **** May 15, 2018**

- (54) **DISPLAY MODULE**
- (71) Applicant: **DLOGIC GMBH**, Baar (CH)
- (72) Inventors: **Urs Boesiger**, Baar (CH); **Wei Feng Qian**, Baar (CH)
- (73) Assignee: **DLOGIC GMBH** (CH)
- (**) Term: **15 Years**
- (21) Appl. No.: **29/600,123**
- (22) Filed: **Apr. 10, 2017**
- (51) **LOC (11) Cl.** **14-02**
- (52) **U.S. Cl.**
USPC **D14/371**
- (58) **Field of Classification Search**
USPC D14/371-375, 125-129, 336, 337, 341, D14/239; 341/12; 345/104, 156, 168, 345/173; 348/180, 184, 325, 739; 349/1, 349/2, 11, 62; 361/679.05-679.07, 361/679.21; D6/300, 308
CPC G06F 1/16; G06F 1/1601; G06F 3/037; G06F 1/162; G06F 1/1613; G06F 1/133308; F16M 11/02; F16M 11/10; F16M 11/00; F16M 11/06; F16M 11/18; F16M 11/045; F16M 11/105; F16M 11/041; F16M 11/126; F16M 11/04; F16M 13/02; F16M 11/24; A47F 5/00
See application file for complete search history.

- D491,560 S * 6/2004 Hsu Li D14/371
- D494,174 S * 8/2004 Hsu Li D14/374
- 7,145,769 B2 * 12/2006 Chen G06F 1/1626 349/58
- D582,917 S * 12/2008 Wada D14/371
- D596,175 S * 7/2009 Viertola D14/314
- D636,391 S * 4/2011 Shen D14/341
- D647,903 S * 11/2011 McClelland D14/371
- D668,653 S * 10/2012 Chiu D14/371
- D762,642 S * 8/2016 Johnson D14/341
- 2006/0238529 A1 * 10/2006 Lavelle B60K 35/00 345/204

* cited by examiner

Primary Examiner — Freda S Nunn

(74) *Attorney, Agent, or Firm* — Schmeiser, Olsen & Watts, LLP

(57) **CLAIM**

The ornamental design for a display module, as shown and described.

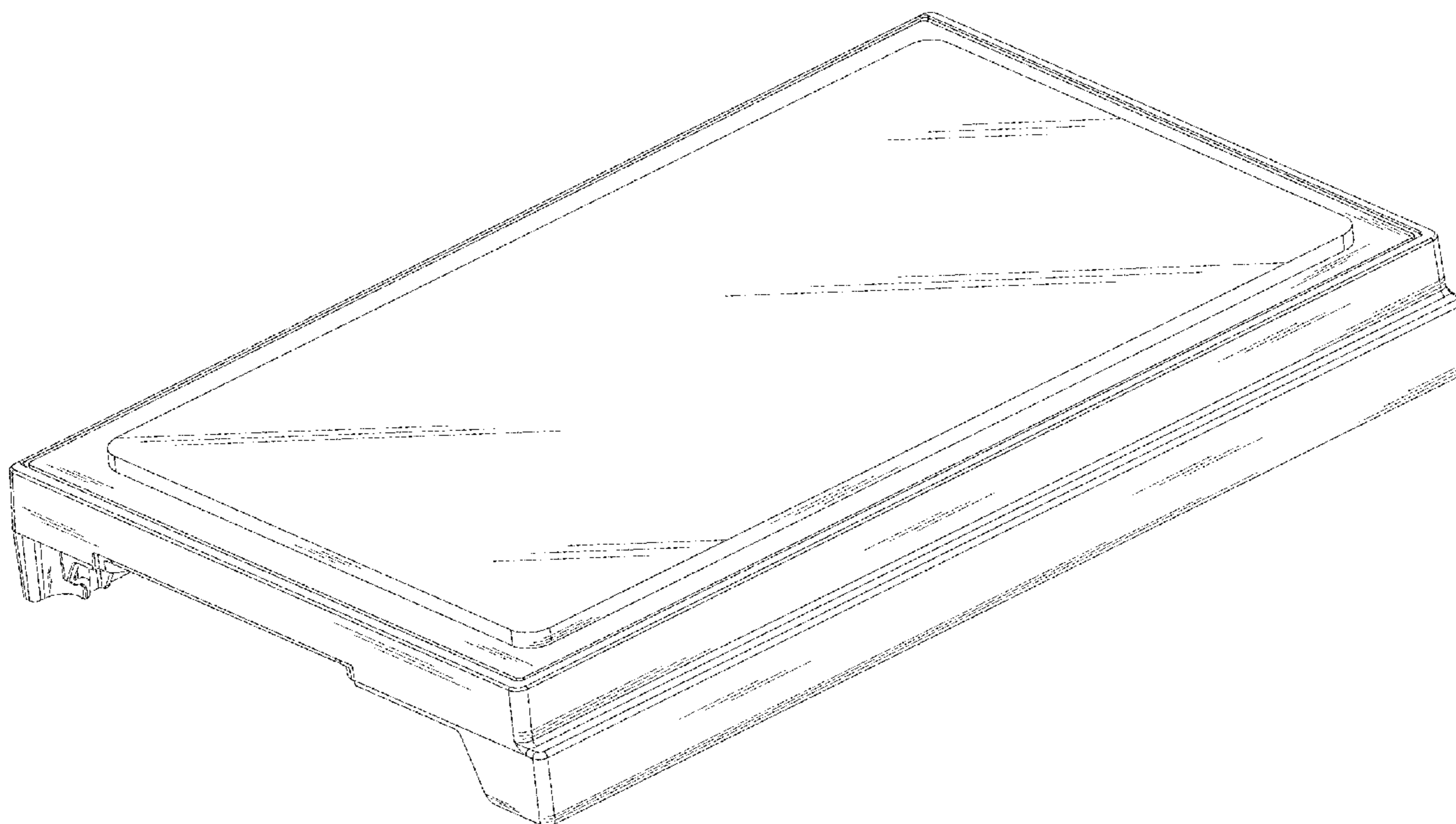
DESCRIPTION

FIG. 1 is a front perspective view of a display module showing the new design;
FIG. 2 is a rear perspective view thereof;
FIG. 3 is a front view thereof;
FIG. 4 is a rear view thereof;
FIG. 5 is a left side view thereof;
FIG. 6 is a right side view thereof;
FIG. 7 is a top view thereof; and,
FIG. 8. is a bottom view thereof.

1 Claim, 8 Drawing Sheets

(56) **References Cited**
U.S. PATENT DOCUMENTS

- D341,823 S * 11/1993 Sakai D14/341
- D358,582 S * 5/1995 Funaki D14/336



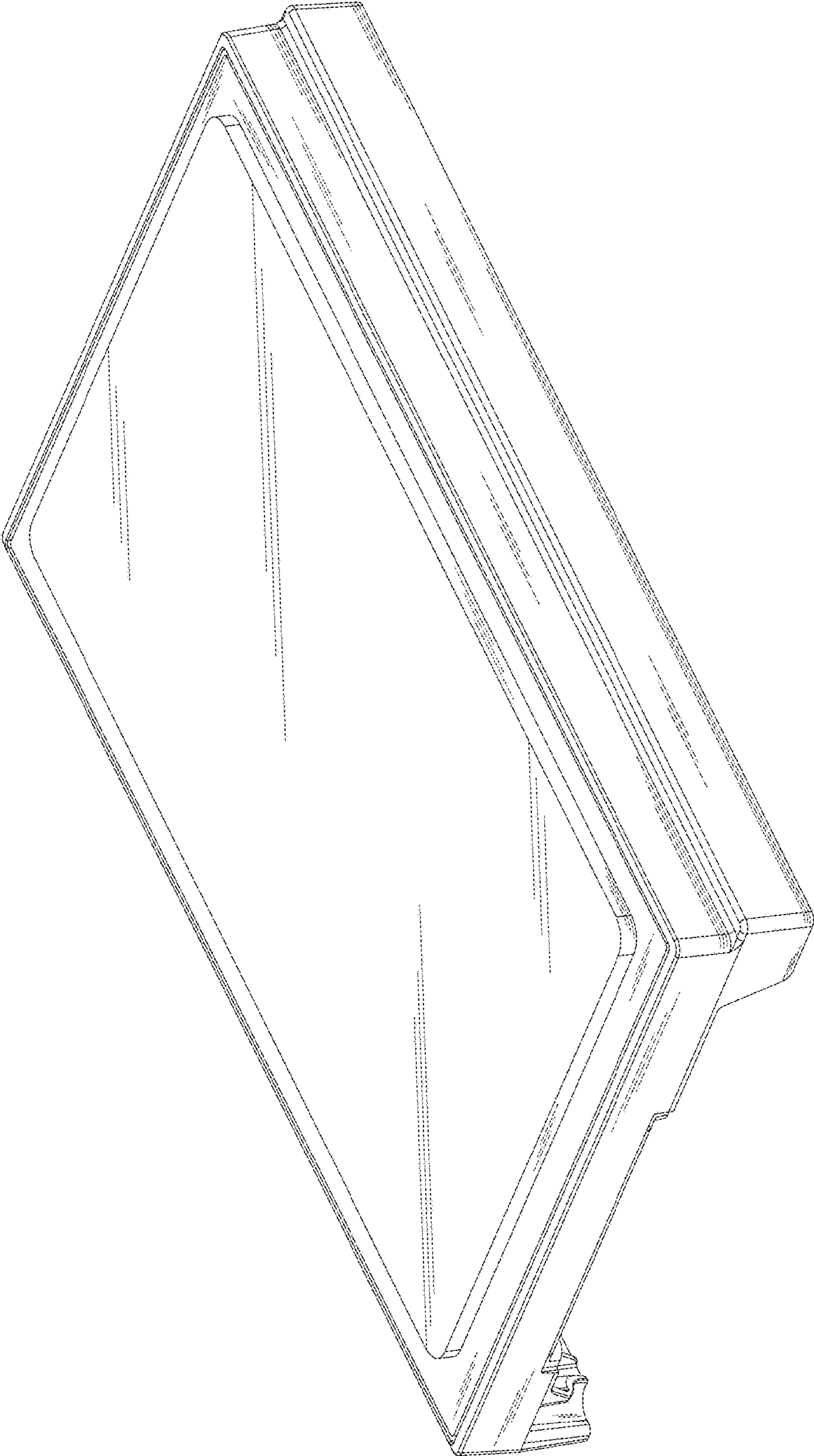


FIG.1

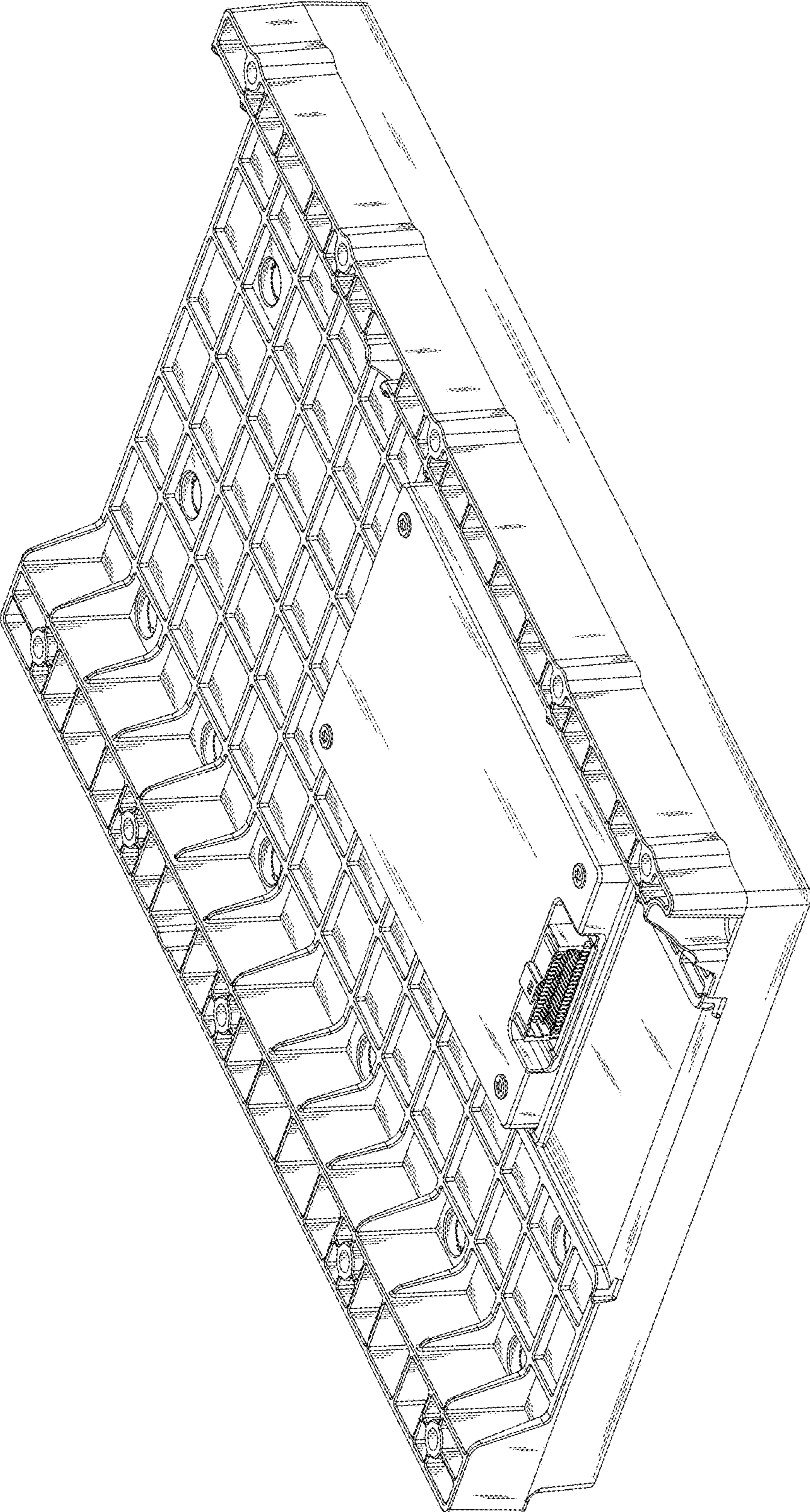


FIG.2

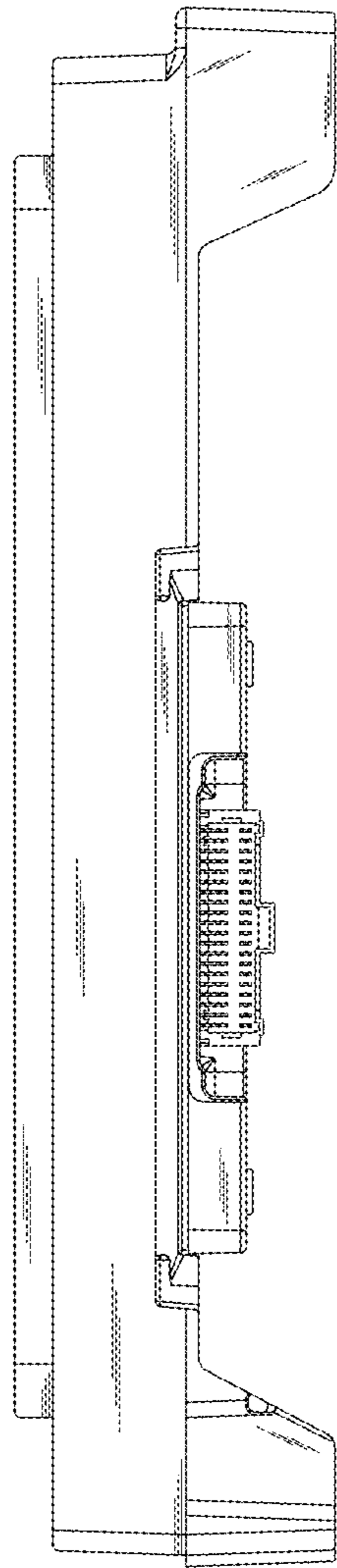


FIG.3

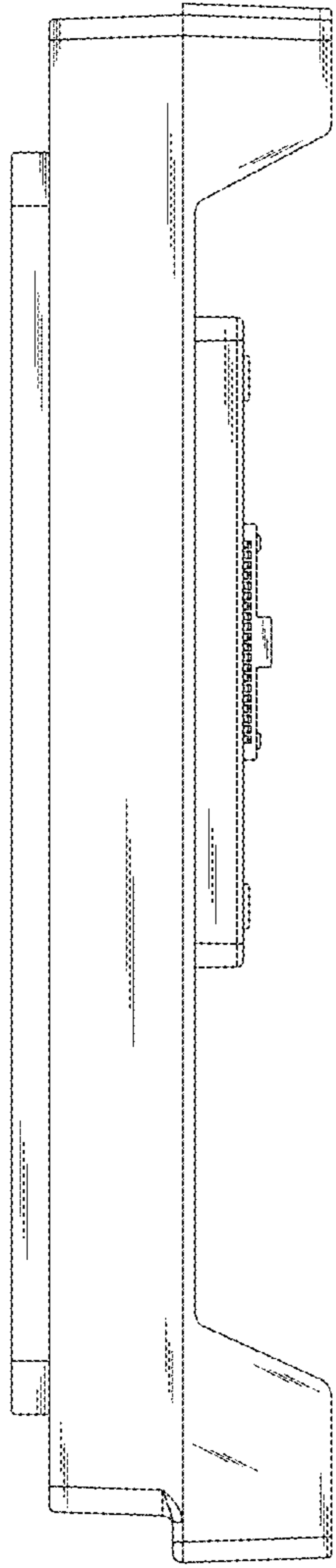


FIG.4




FIG. 5

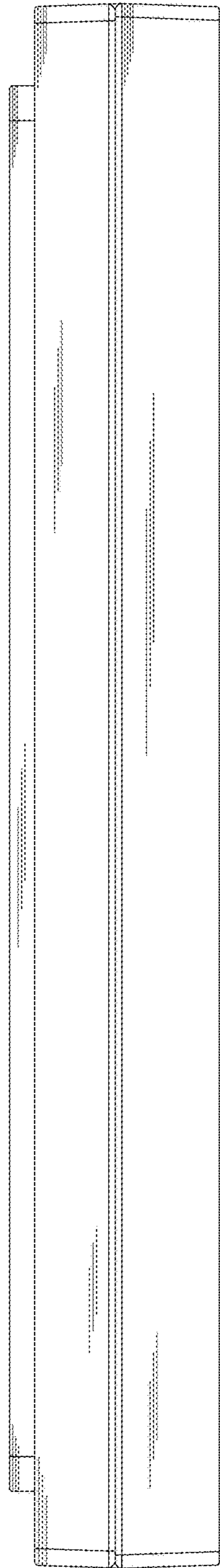


FIG.6




FIG.7

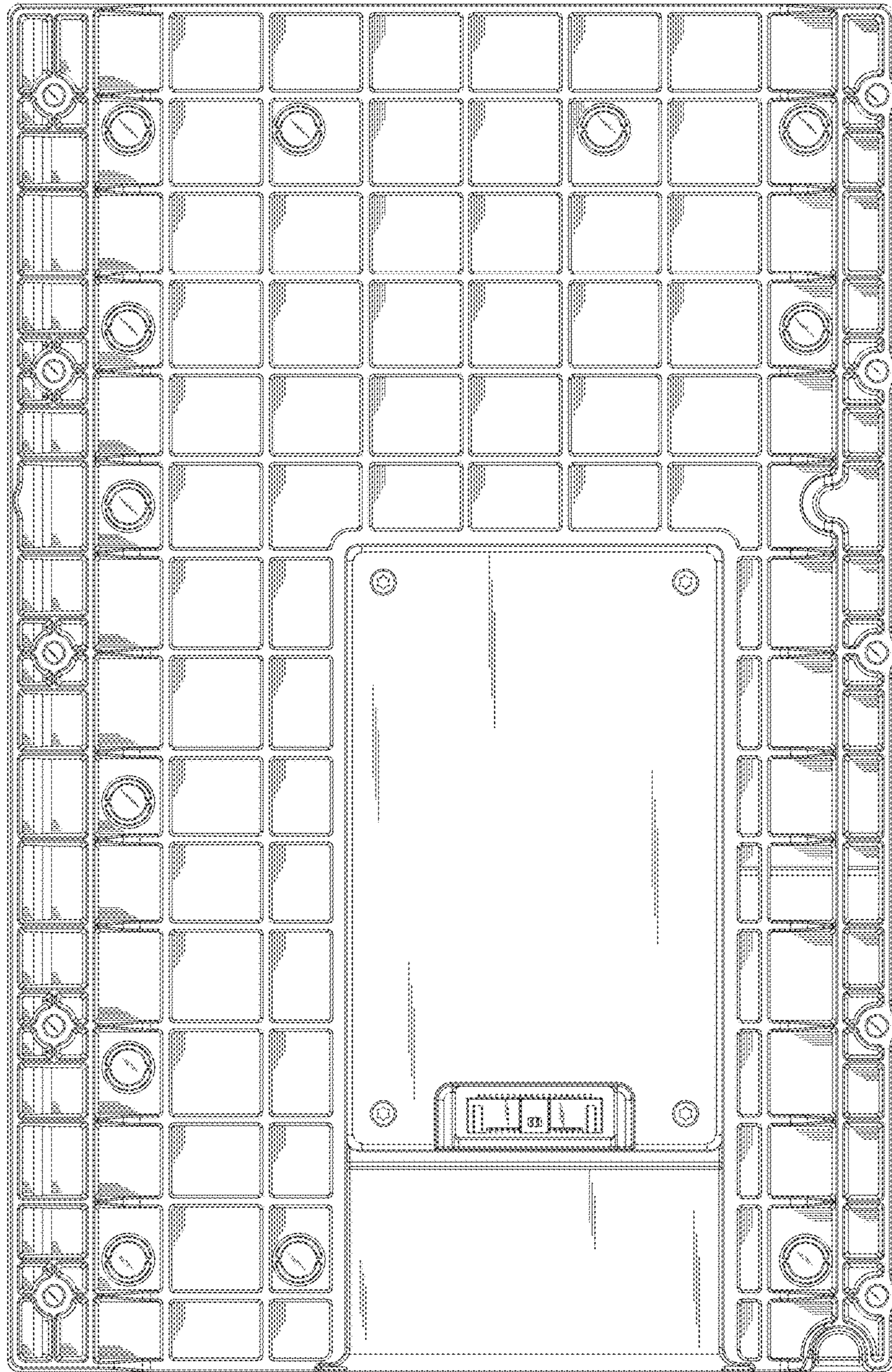


FIG. 8