



US00D817937S

(12) **United States Design Patent**  
**Brown**

(10) **Patent No.:** **US D817,937 S**

(45) **Date of Patent:** **\*\* May 15, 2018**

(54) **DISH BILLBOARD WRAP**

(71) Applicant: **Simeon Brown**, Mooresville, NC (US)

(72) Inventor: **Simeon Brown**, Mooresville, NC (US)

(\*\*) Term: **15 Years**

(21) Appl. No.: **29/583,777**

(22) Filed: **Nov. 8, 2016**

(51) **LOC (11) Cl.** ..... **14-03**

(52) **U.S. Cl.**  
USPC ..... **D14/231**

(58) **Field of Classification Search**  
USPC ..... D12/138, 230-238.1, 240, 299, 358;  
D14/42, 43

CPC ..... H01L 33/48; H01L 23/02; H01Q 7/00;  
H01Q 13/10

See application file for complete search history.

(56) **References Cited**

**U.S. PATENT DOCUMENTS**

- 3,694,837 A \* 10/1972 Von Norring ..... B63B 35/73  
114/264
- D304,454 S 11/1989 Serres
- D362,443 S \* 9/1995 Inoue ..... D14/231
- D447,649 S \* 9/2001 Mason ..... D6/708
- 6,714,167 B1 3/2004 Gusick, Jr.
- D553,615 S \* 10/2007 Courtney ..... D14/231
- D593,549 S \* 6/2009 Lucas ..... D14/231

- D611,460 S \* 3/2010 Chao ..... D14/230
- D698,765 S \* 2/2014 Bremaud ..... D14/231
- D725,088 S \* 3/2015 Kwak ..... D14/240
- D730,349 S \* 5/2015 Burmeister-Brown ..... D14/240
- D743,954 S \* 11/2015 Chuang ..... D13/168
- D751,538 S \* 3/2016 Koehler ..... D14/240
- D766,844 S \* 9/2016 Turksu ..... D10/104.1
- D770,430 S \* 11/2016 Lee ..... D14/240
- D786,200 S \* 5/2017 Lagerstedt ..... D13/168
- D788,046 S \* 5/2017 Oksengendler ..... D13/162
- D792,397 S \* 7/2017 Ma ..... D14/358

\* cited by examiner

*Primary Examiner* — John Windmuller

*Assistant Examiner* — Benjamin M Weeks

(74) *Attorney, Agent, or Firm* — Deanna L. Baxam, Esq.

(57) **CLAIM**

The ornamental design for a dish billboard wrap, as shown and described.

**DESCRIPTION**

FIG. 1 is a perspective view of a dish billboard wrap showing the ornamental features of the new design; FIG. 2 is a further perspective bottom view thereof; FIG. 3 is a left side view thereof, the right side being a mirror image; FIG. 4 is a top plan view thereof; and, FIG. 5 is a bottom plan view thereof.

**1 Claim, 3 Drawing Sheets**

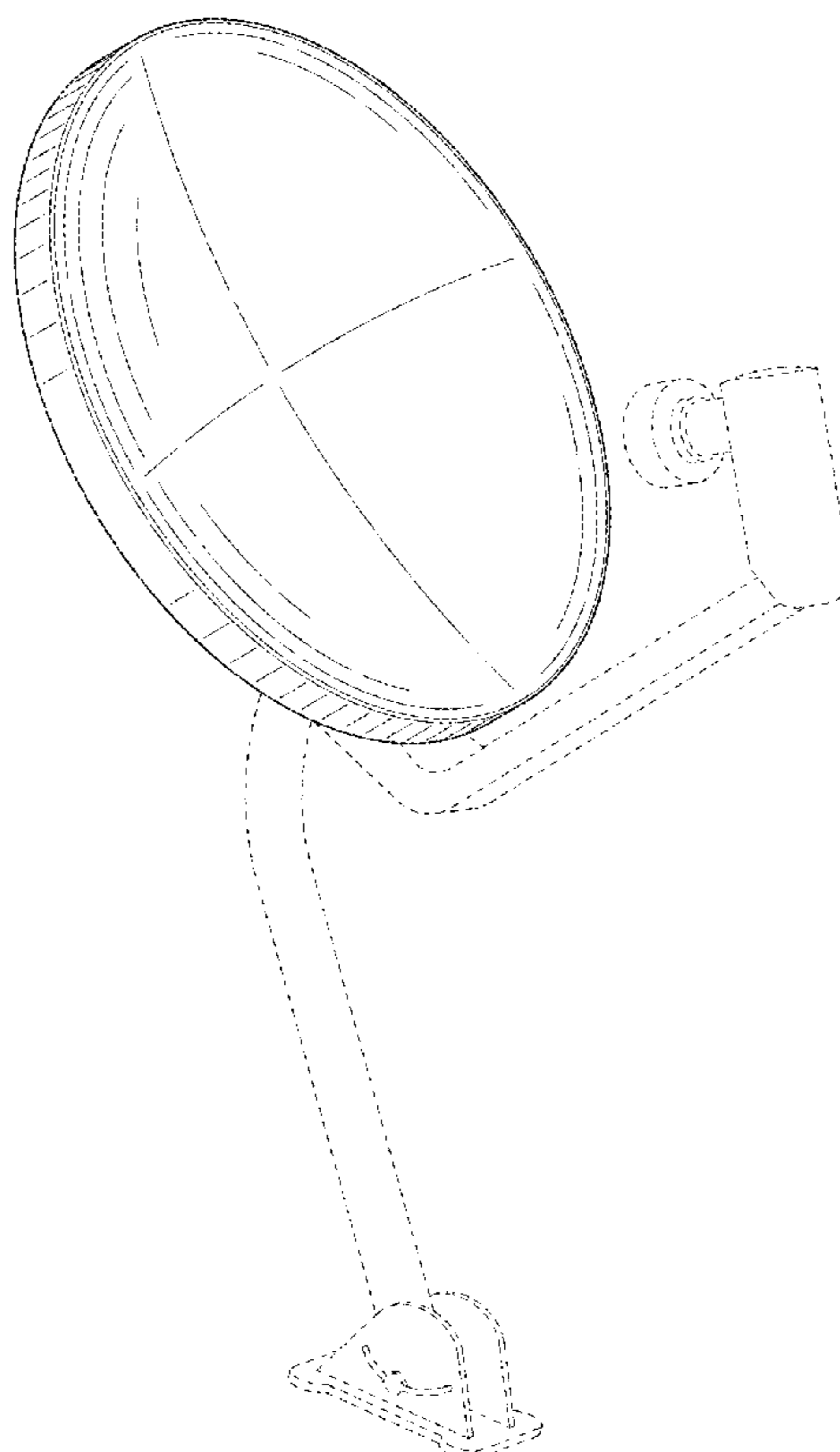
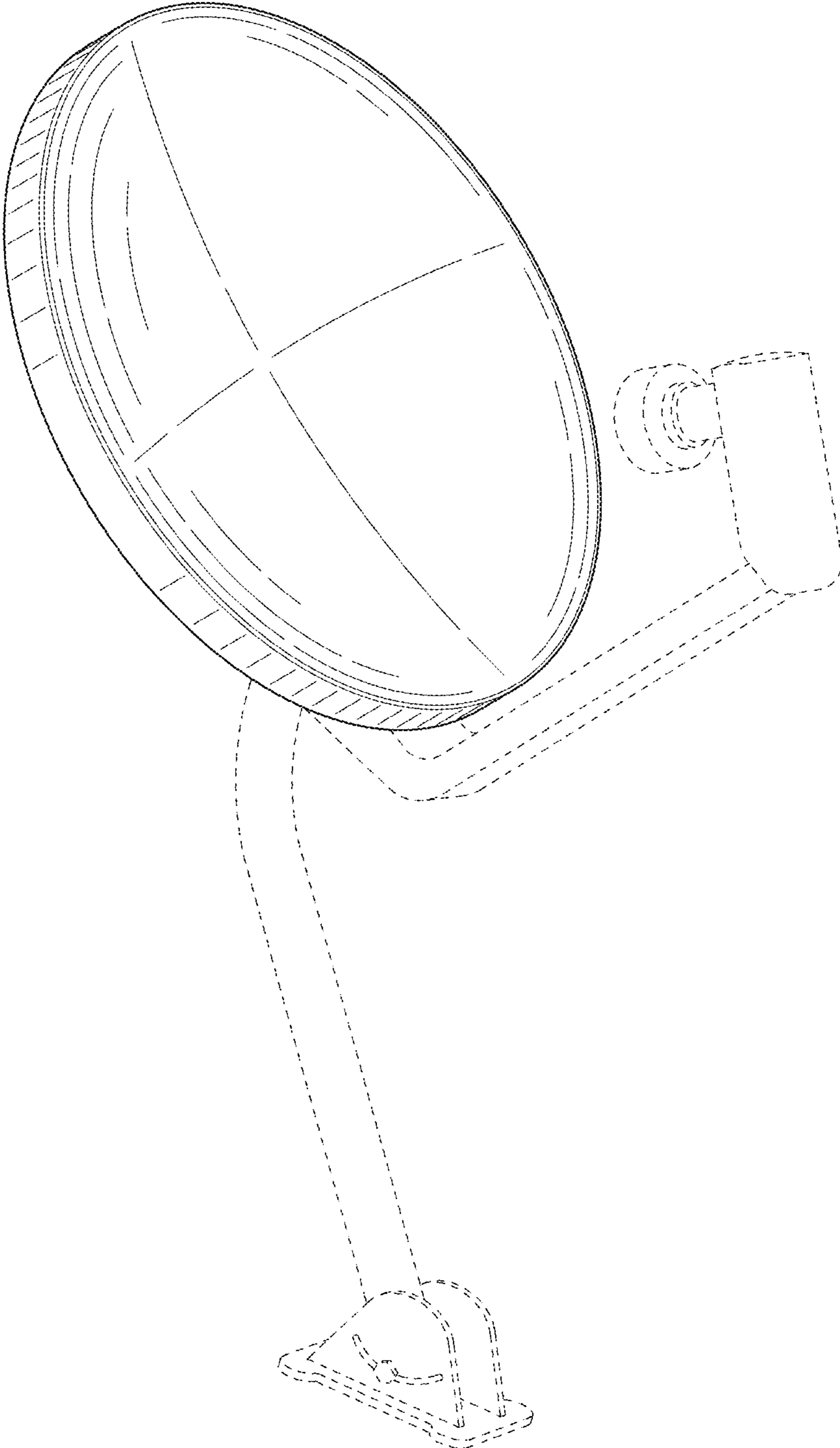


FIG. 1



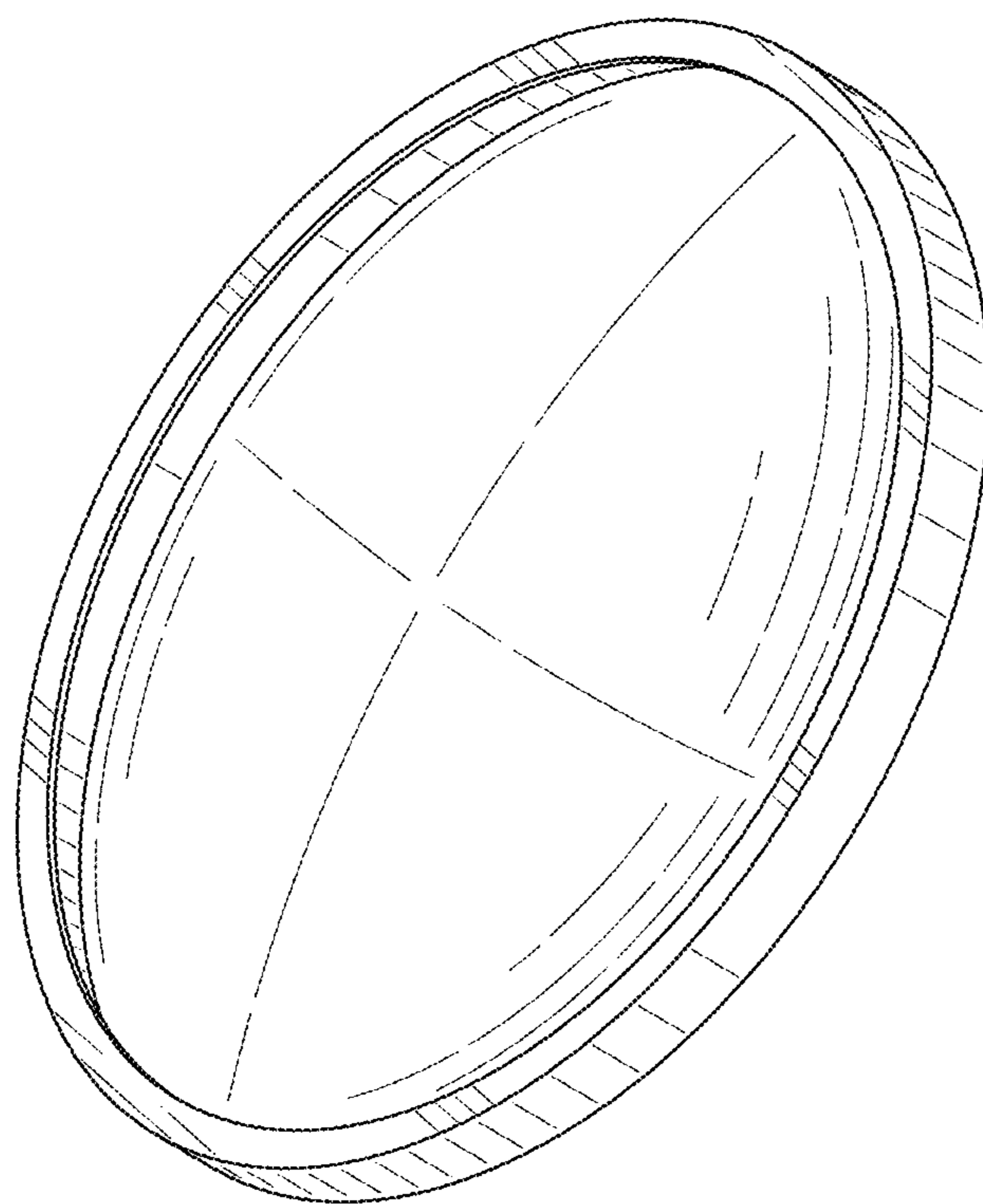


FIG. 2




FIG. 3

FIG. 4

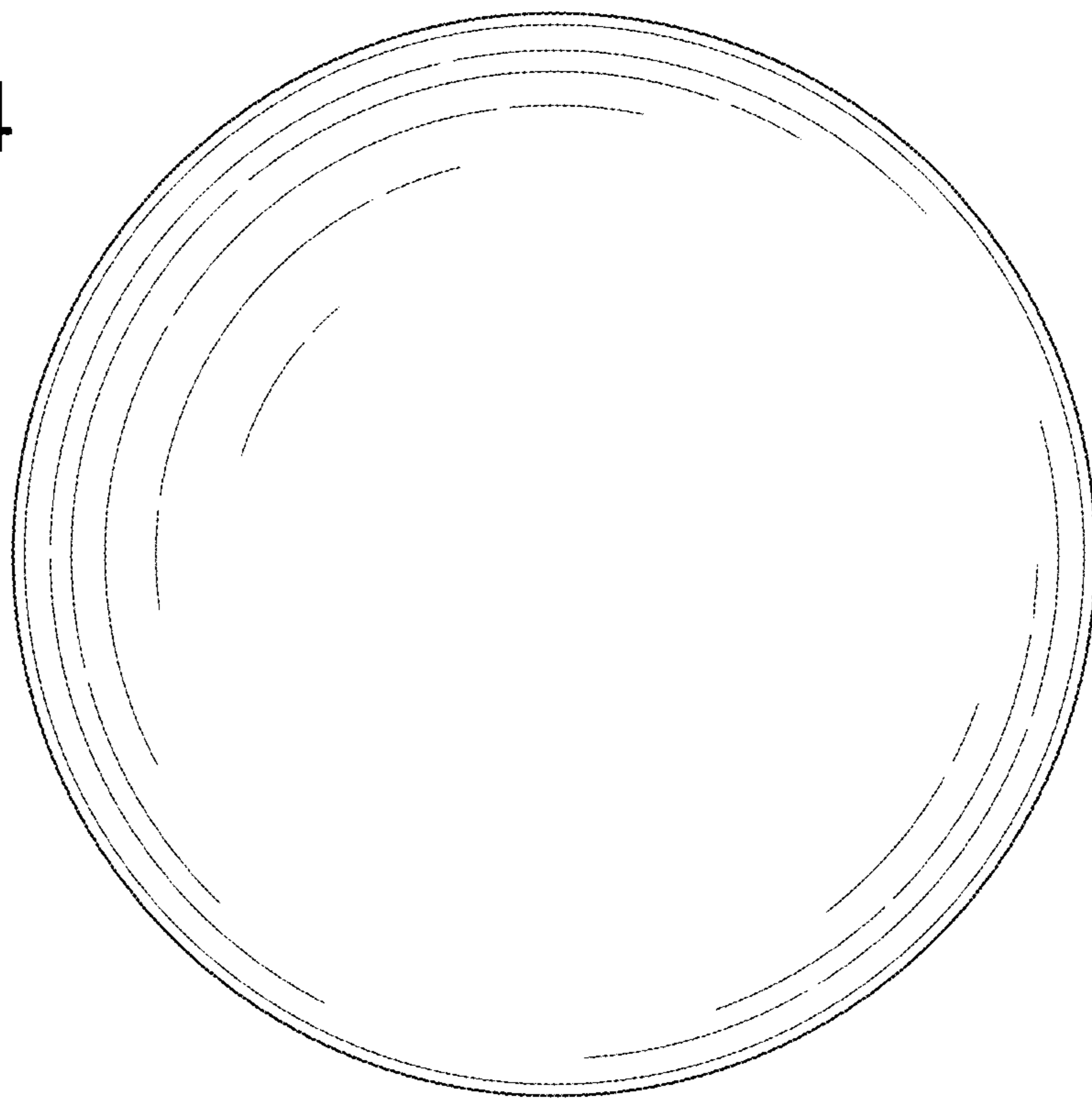


FIG. 5

