



US00D817936S

(12) **United States Design Patent**  
**Yokoi et al.**

(10) **Patent No.:** **US D817,936 S**  
(45) **Date of Patent:** **\*\* May 15, 2018**

(54) **ANTENNA**

(71) Applicant: **MASPRODENKOH**  
**KABUSHIKIKAISHA**, Nisshin-shi,  
Aichi (JP)

(72) Inventors: **Koji Yokoi**, Nisshin (JP); **Hidetoshi**  
**Yoshida**, Nisshin (JP)

(73) Assignee: **MASPRODENKOH**  
**KABUSHIKIKAISHA**, Nisshin-Shi  
(JP)

(\*\*) Term: **15 Years**

(21) Appl. No.: **29/505,630**

(22) Filed: **Dec. 24, 2015**

(30) **Foreign Application Priority Data**

Jun. 26, 2015 (JP) ..... 2015-014141

(51) **LOC (11) Cl.** ..... **14-03**

(52) **U.S. Cl.**  
USPC ..... **D14/230**

(58) **Field of Classification Search**  
USPC ..... D14/138, 230-238.1, 299, 358; D13/182  
CPC ..... H01L 33/48; H01L 33/486; H01L 23/02;  
H05K 5/00; H01Q 13/10  
See application file for complete search history.

(56) **References Cited**

**U.S. PATENT DOCUMENTS**

D319,629 S \* 9/1991 Hasegawa ..... D13/182  
D602,922 S \* 10/2009 Yakubo ..... D14/230

D605,642 S \* 12/2009 Yakubo ..... D14/230  
D614,175 S \* 4/2010 Gladstone ..... D14/230  
D645,029 S \* 9/2011 Yakubo ..... D14/230  
D692,869 S \* 11/2013 Gladstone ..... D14/230  
D737,255 S \* 8/2015 Ozeki ..... D13/154  
D757,693 S \* 5/2016 Sudo ..... D14/230  
D759,635 S \* 6/2016 Forster ..... D14/230  
2005/0051950 A1 \* 3/2005 Greene ..... A63F 7/0023  
273/118 R

**OTHER PUBLICATIONS**

<http://maspro.net/products#VU144LK2>—Retrieved Mar. 13, 2017.\*

<http://www.usmartcards.com/mifare-1k-label-square-38mm-x-38mm.html>—Retrieved Mar. 13, 2017.\*

\* cited by examiner

*Primary Examiner* — Ian Simmons

*Assistant Examiner* — Mojtaba Tehrani

(74) *Attorney, Agent, or Firm* — Grossman, Tucker,  
Perreault & Pflieger, PLLC

(57) **CLAIM**

The ornamental design for an antenna, as shown.

**DESCRIPTION**

FIG. 1 is a front view of an antenna, showing our new design;

FIG. 2 is a back view thereof;


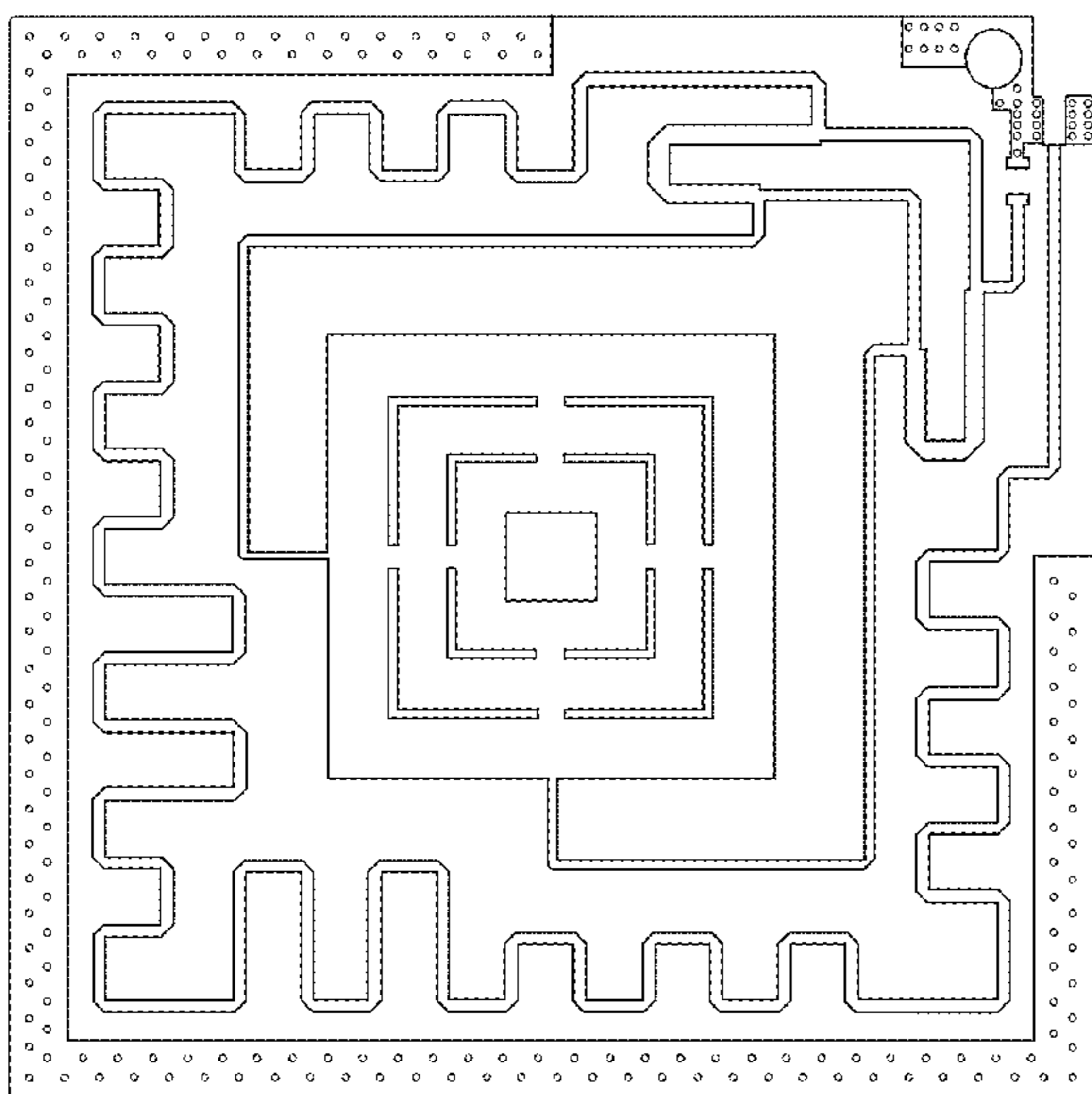
FIG. 3 is a left side view thereof;

FIG. 4 is a right side view thereof;

FIG. 5 is a top view thereof; and,

FIG. 6 is a bottom view thereof.

**1 Claim, 6 Drawing Sheets**



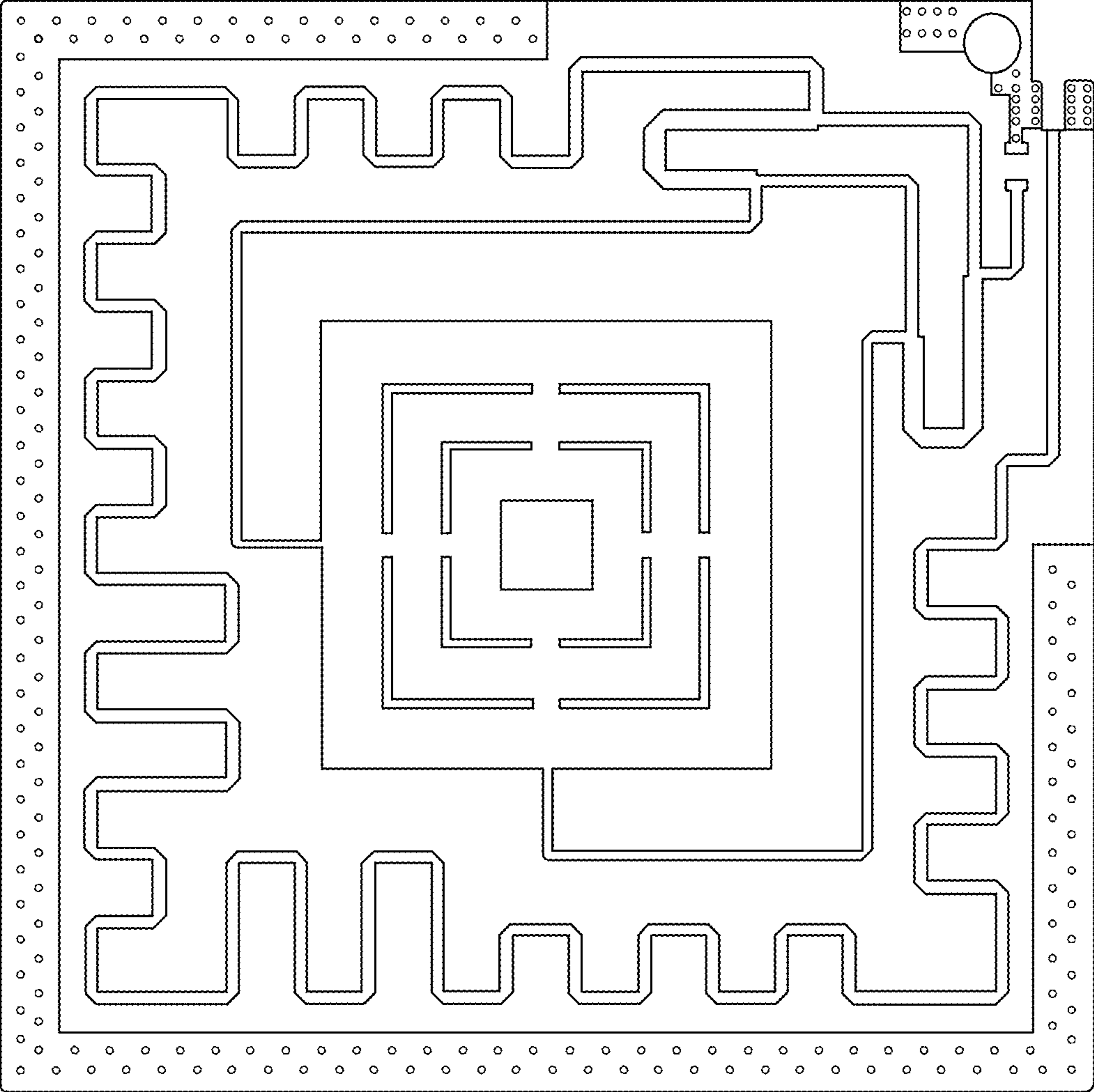



FIG. 1



**FIG. 2**



**FIG. 3**




FIG. 4

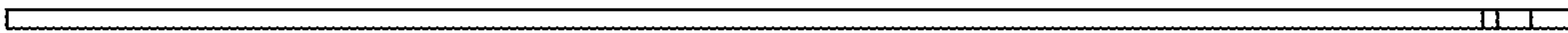



FIG. 5



**FIG. 6**