



US00D817927S

(12) **United States Design Patent**
McManigal et al.

(10) **Patent No.:** **US D817,927 S**
(45) **Date of Patent:** **** May 15, 2018**

(54) **SATELLITE SPEAKER**

(71) Applicant: **Vizio Inc**, Irvine, CA (US)
(72) Inventors: **Scott McManigal**, Irvine, CA (US);
Howard Cheng, Irvine, CA (US)
(73) Assignee: **Vizio Inc**, Irvine, CA (US)
(**) Term: **15 Years**

(21) Appl. No.: **29/562,460**
(22) Filed: **Apr. 26, 2016**
(51) **LOC (11) Cl.** **14-03**
(52) **U.S. Cl.**
USPC **D14/214**

(58) **Field of Classification Search**
USPC D14/167, 168, 170–172, 188, 194–196,
D14/204, 207, 209.1, 210–216, 219, 221,
D14/222, 224, 239, 496; 181/143, 144,
181/147, 148, 150, 153, 157, 198, 199;
381/300–303, 306, 332, 333, 336, 345,
381/361–364, 386–388; 369/6–12
CPC B60R 11/0217; G06F 1/1688; G10K 9/22;
G10K 11/004; H03F 1/327; H04M 1/03;
H04M 1/035; H04N 5/642; H04N
21/4852; H04R 1/02; H04R 1/06; H04R
1/021; H04R 1/025; H04R 1/026; H04R
1/028; H04R 1/105; H04R 1/323; H04R
1/403; H04R 1/2803; H04R 1/2834;
H04R 5/02; H04R 7/20; H04R 9/06;
H04R 9/025; H04R 2201/021; H04R
2400/00; H04R 2400/07; H04R 2499/11;
H04R 2499/13; H04R 2499/15; H04S
3/00; H04S 7/30

See application file for complete search history.

(56) **References Cited**

U.S. PATENT DOCUMENTS

| | | | | |
|--------------|--------|-----------|-------|---------|
| D710,327 S * | 8/2014 | McManigal | | D14/214 |
| D753,628 S * | 4/2016 | McManigal | | D14/214 |
| D759,627 S * | 6/2016 | McManigal | | D14/214 |
| D790,508 S * | 6/2017 | Lewis | | D14/204 |

* cited by examiner

Primary Examiner — Keli L Hill

(74) *Attorney, Agent, or Firm* — Law Office of Scott C Harris Inc


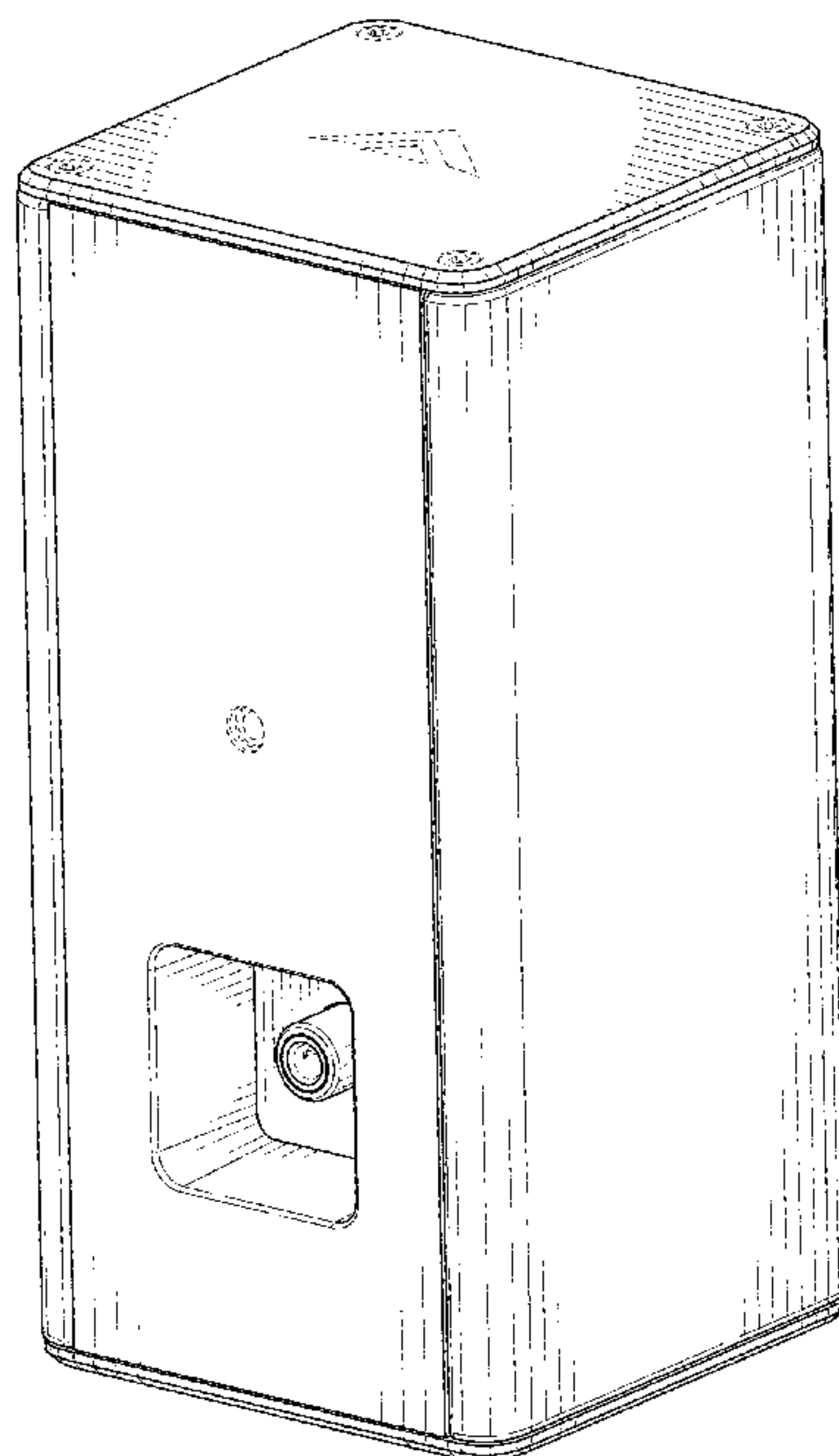
(57) **CLAIM**

We claim the ornamental design for a satellite speaker, as shown and described.

DESCRIPTION

FIG. 1 shows a first perspective view of the satellite speaker; FIG. 2 shows a second perspective view of the satellite speaker; FIG. 3 shows a front view of the satellite speaker; FIG. 4 shows a rear view of the satellite speaker; FIG. 5 shows a first side view of the satellite speaker; FIG. 6 shows a second side view of the satellite speaker; FIG. 7 shows a top view of the satellite speaker; and, FIG. 8 shows a bottom view of the satellite speaker. The portions shown in broken lines form no part of the claimed design.

1 Claim, 7 Drawing Sheets






FIG. 1




FIG. 2




FIG. 3

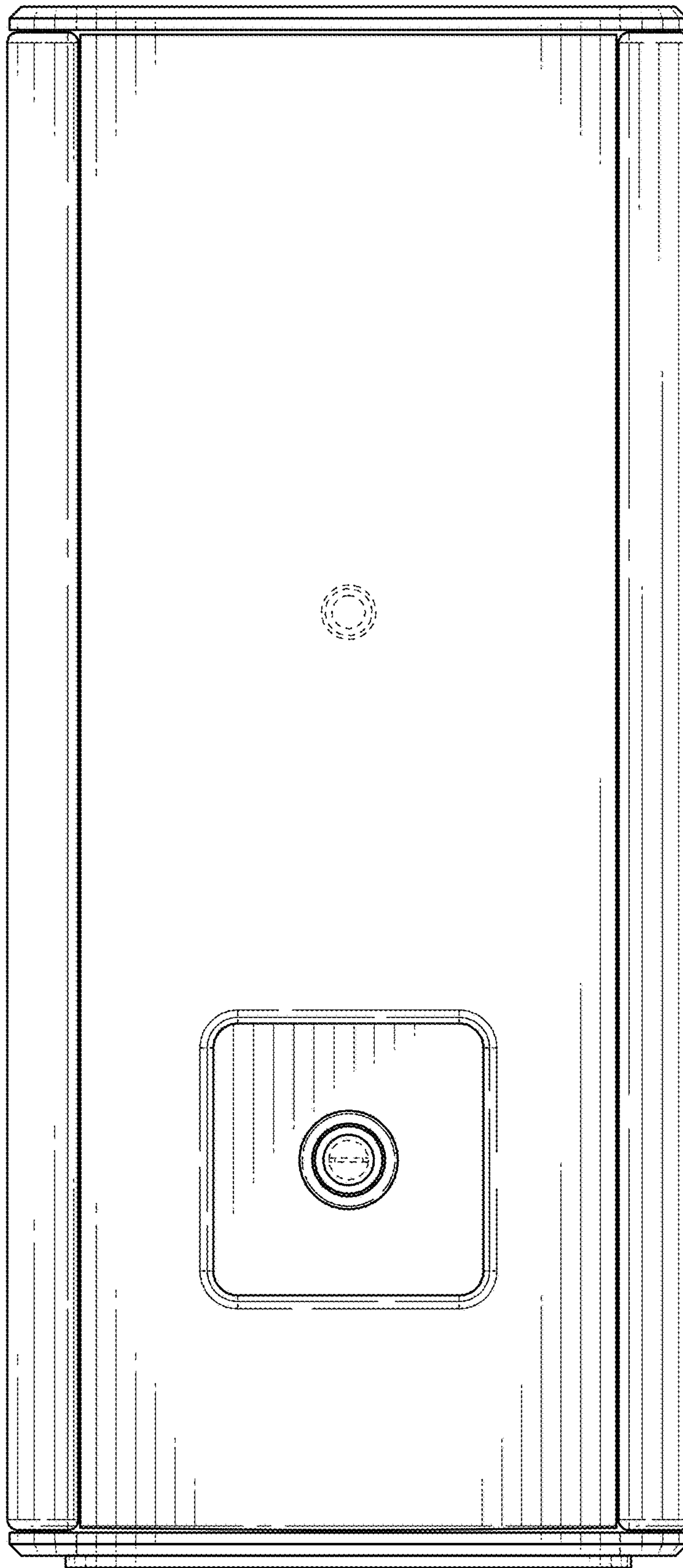


FIG. 4




FIG. 5




FIG. 6




FIG. 7

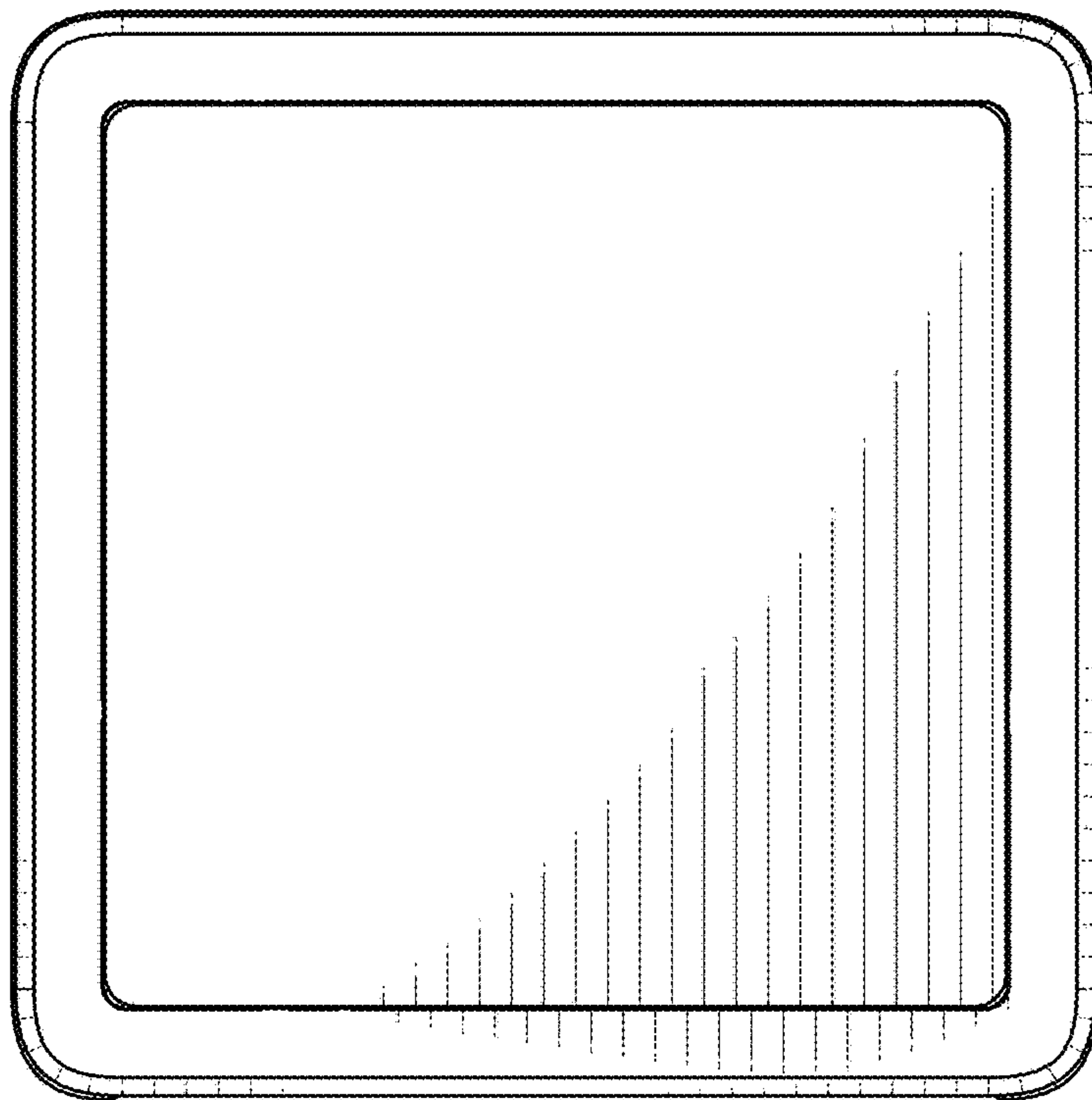


FIG. 8