



US00D817925S

(12) **United States Design Patent**
Jang et al.

(10) **Patent No.:** **US D817,925 S**
(45) **Date of Patent:** **** May 15, 2018**

(54) **PORTABLE SPEAKER**

(71) Applicant: **Samsung Electronics Co., Ltd.**,
Suwon-si (KR)

(72) Inventors: **Moon-Jung Jang**, Gunpo-si (KR);
Ji-Hee Kwak, Seoul (KR); **Ji-Yun Lim**,
Incheon-si (KR); **Tai-Hyung Ju**,
Seoul (KR)

(73) Assignee: **Samsung Electronics Co., Ltd.**,
Suwon-si (KR)

(**) Term: **15 Years**

(21) Appl. No.: **29/546,726**

(22) Filed: **Nov. 25, 2015**

(30) **Foreign Application Priority Data**

Aug. 21, 2015 (KR) 30-2015-0042267

(51) **LOC (11) Cl.** **14-03**

(52) **U.S. Cl.**
USPC **D14/214**; D14/215; D14/192

(58) **Field of Classification Search**
USPC D14/167, 168, 170-172, 188, 194-196,
D14/204, 207, 209.1, 210-216, 219, 221,
D14/222, 224, 239, 496, 192; 181/143,
181/144, 147, 148, 150, 153, 157, 198,
181/199; 381/300-303, 306, 332, 333,
381/336, 345, 361-364, 386-388;
369/6-12; D3/218

CPC B60R 11/0217; G06F 1/1688; G10K 9/22;
G10K 11/004; H03F 1/327; H04M 1/03;
H04M 1/035; H04N 5/642; H04N
21/4852; H04R 1/02; H04R 1/06; H04R
1/021; H04R 1/025; H04R 1/026; H04R
1/028; H04R 1/105; H04R 1/323; H04R
1/403; H04R 1/2803; H04R 1/2834;

H04R 5/02; H04R 7/20; H04R 9/06;
H04R 9/025; H04R 2201/021; H04R
2400/00; H04R 2400/07; H04R 2499/11;
H04R 2499/13; H04R 2499/15; H04S
3/00; H04S 7/30

See application file for complete search history.

(56) **References Cited**

U.S. PATENT DOCUMENTS

D587,244 S *	2/2009	Lim	D14/214
D600,677 S *	9/2009	Ponnert	D14/214
D644,202 S *	8/2011	Park	D14/214
D726,687 S *	4/2015	Minarik	D14/192
D758,993 S *	6/2016	Shi	D14/214
D760,684 S *	7/2016	Green	D14/204
D784,292 S *	4/2017	Kim	D14/214
D798,838 S *	10/2017	DiTullo	D14/214

* cited by examiner

Primary Examiner — Keli L Hill

(74) *Attorney, Agent, or Firm* — NSIP Law

(57) **CLAIM**

We claim the ornamental design for a portable speaker, as shown and described.

DESCRIPTION

FIG. 1 is a front perspective view of a portable speaker showing our new design;
FIG. 2 is a front view thereof;
FIG. 3 is a rear view thereof;
FIG. 4 is a left-side view thereof;
FIG. 5 is a right-side view thereof;
FIG. 6 is a top view thereof; and,
FIG. 7 is a bottom view thereof.
The broken lines in the figures show portions of the portable speaker which form no part of the claimed design.

1 Claim, 6 Drawing Sheets

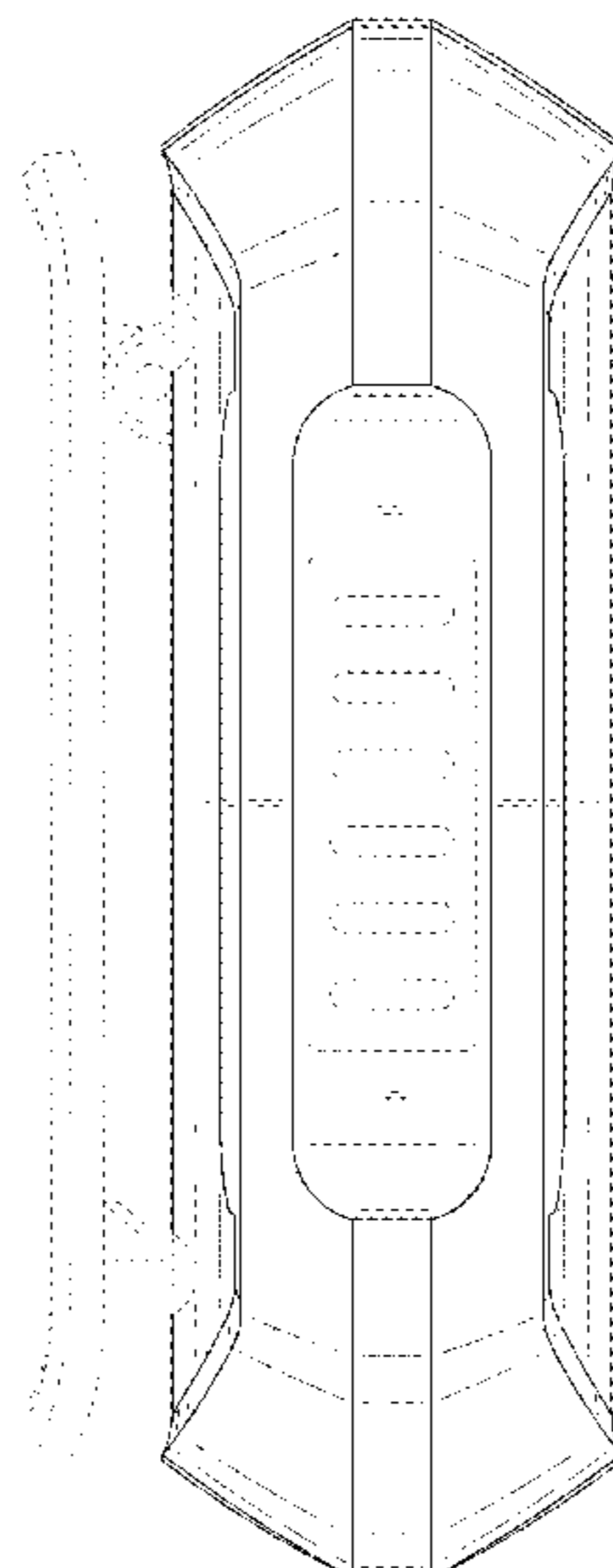
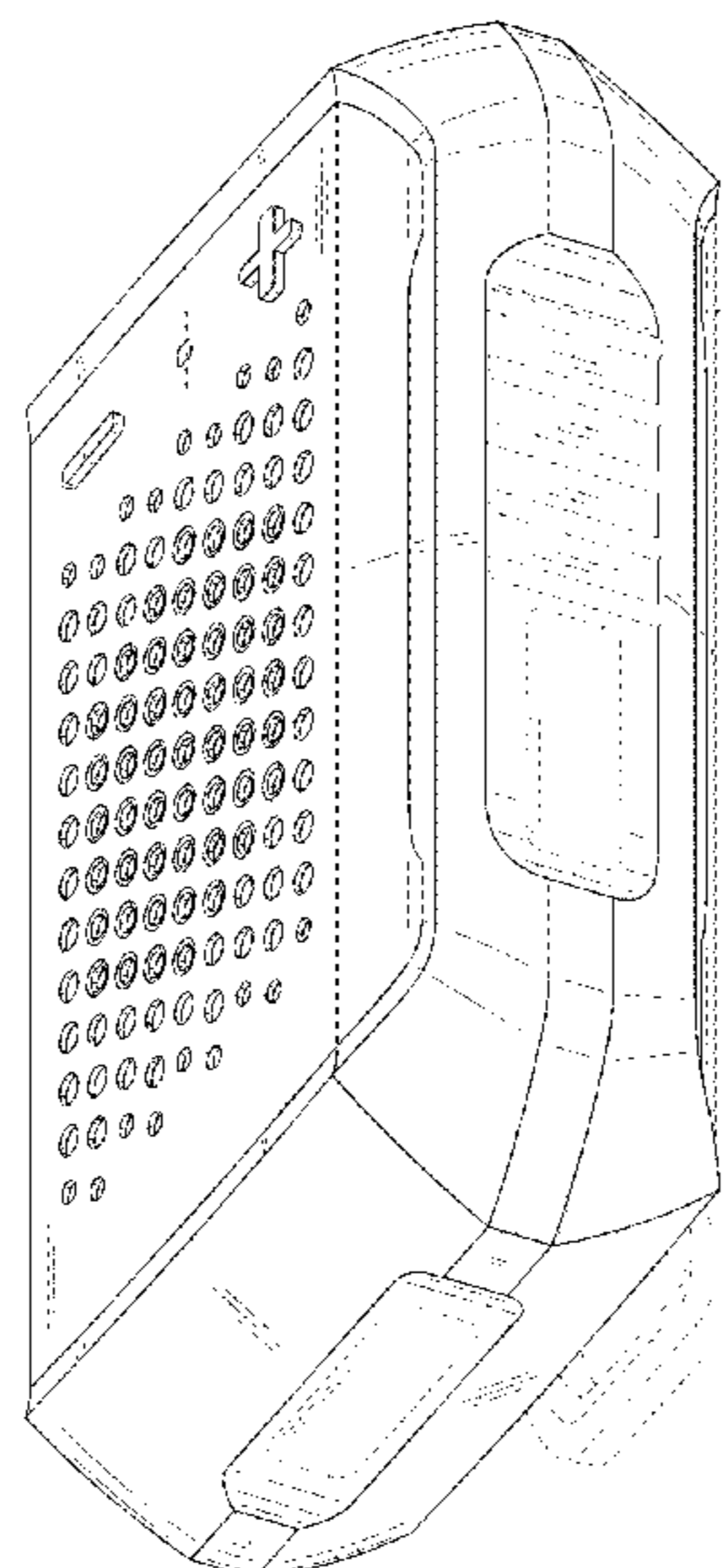


FIG. 1

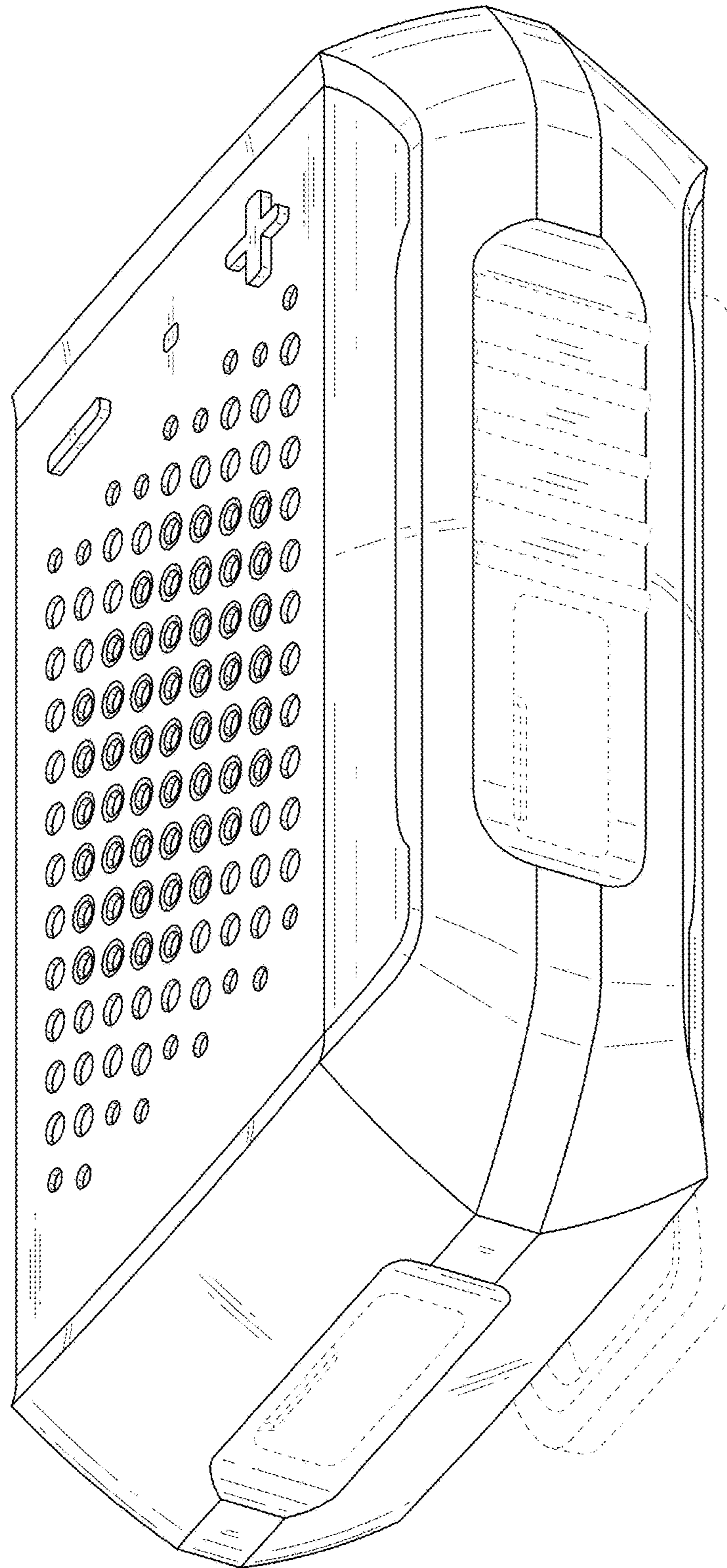


FIG. 2

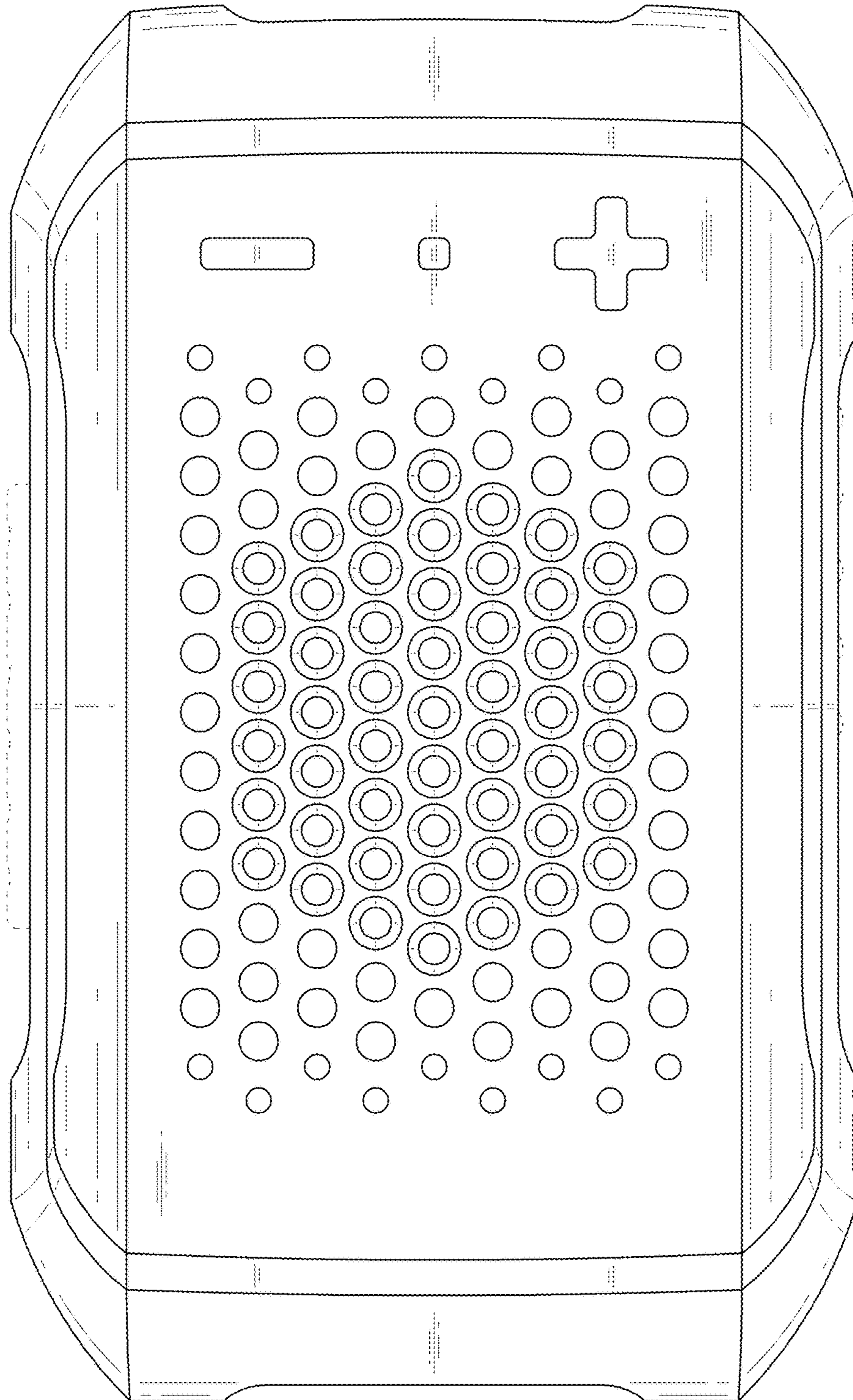


FIG. 3

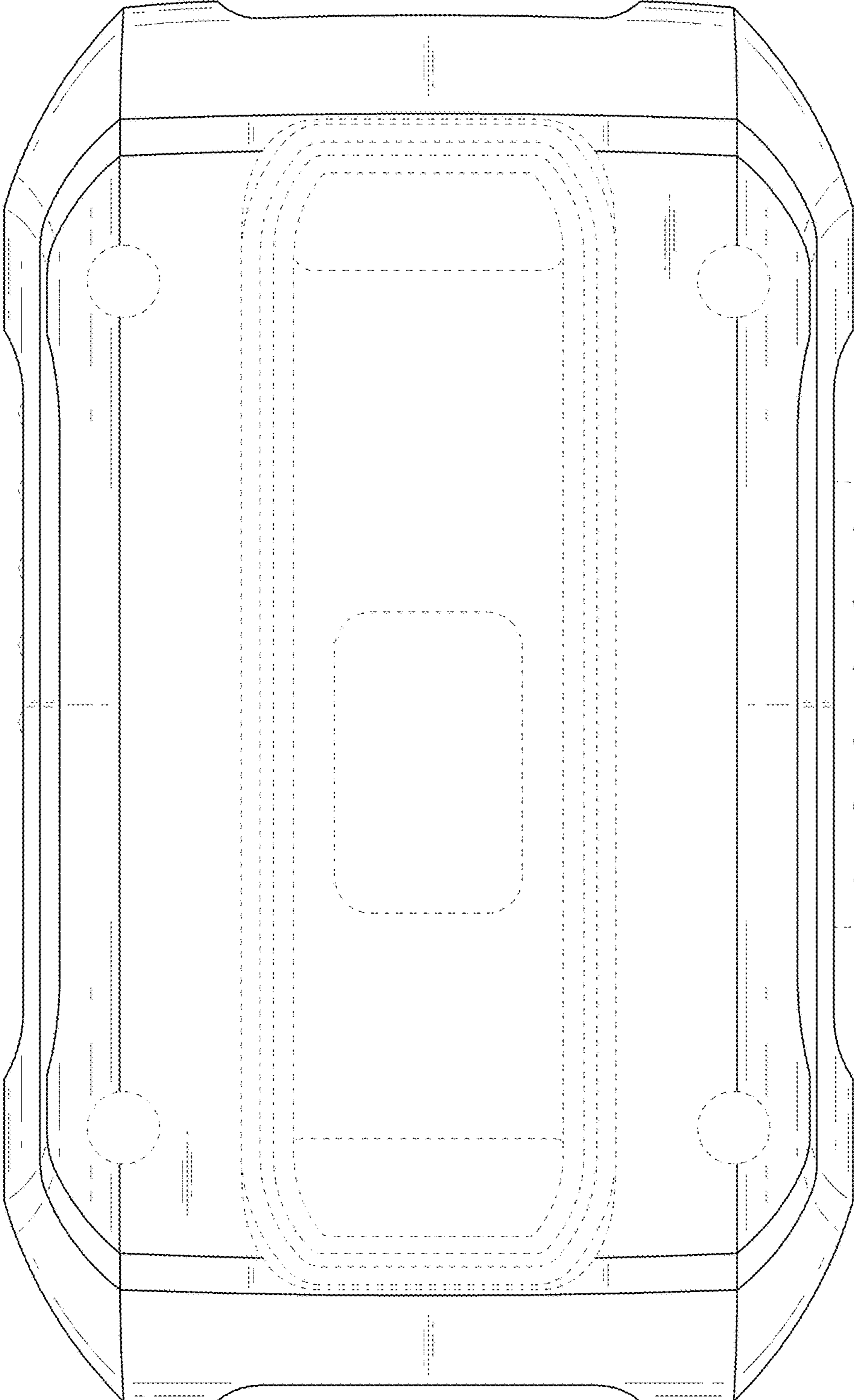


FIG. 4

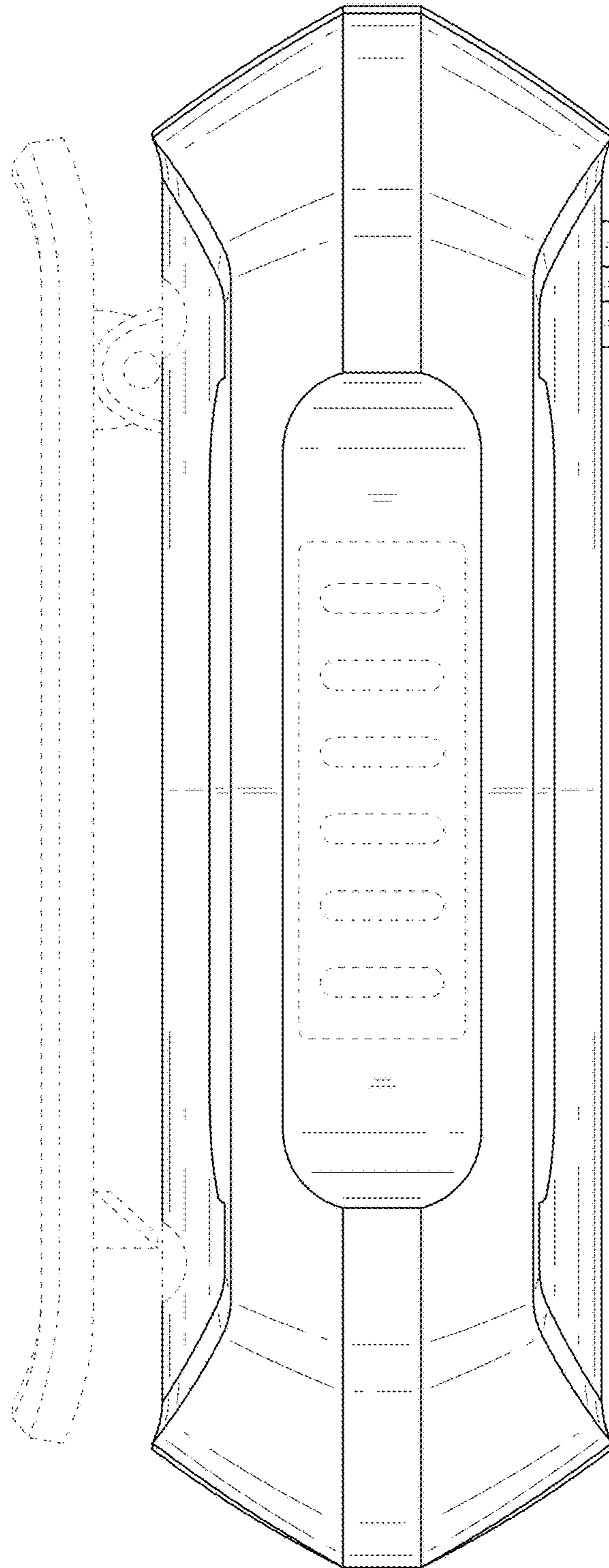


FIG. 5

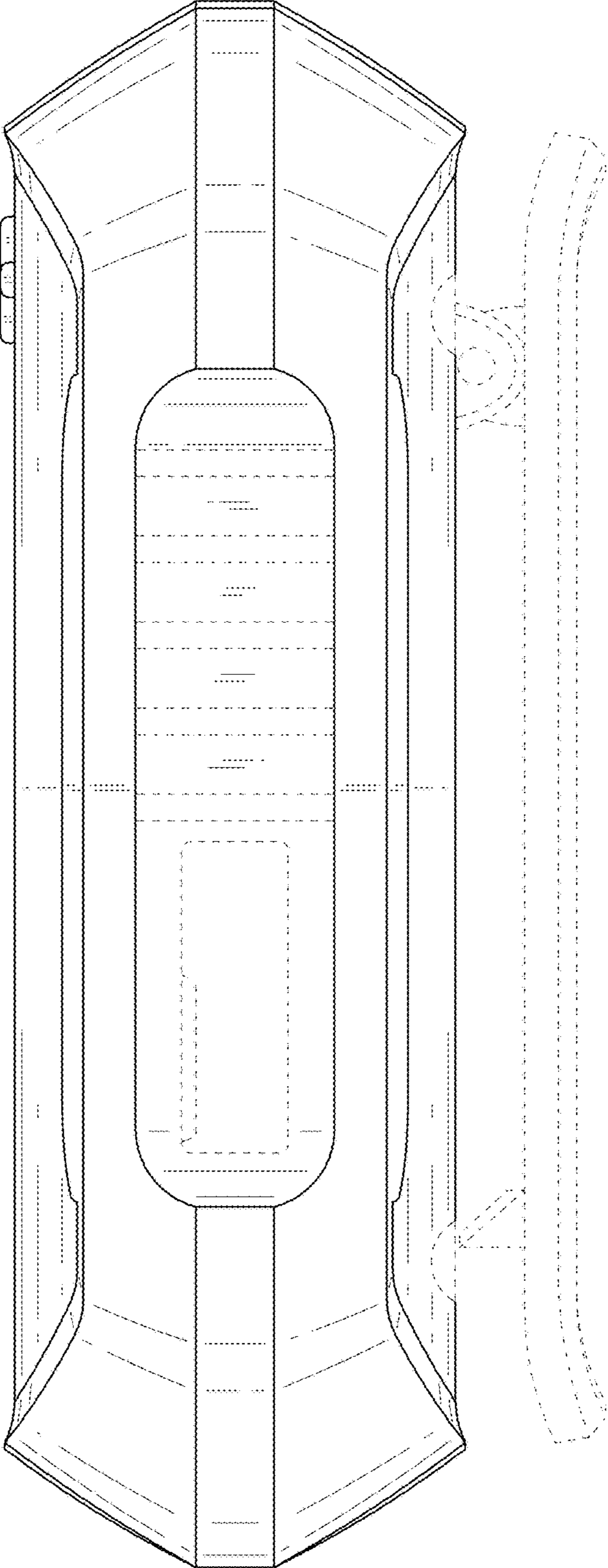


FIG. 6

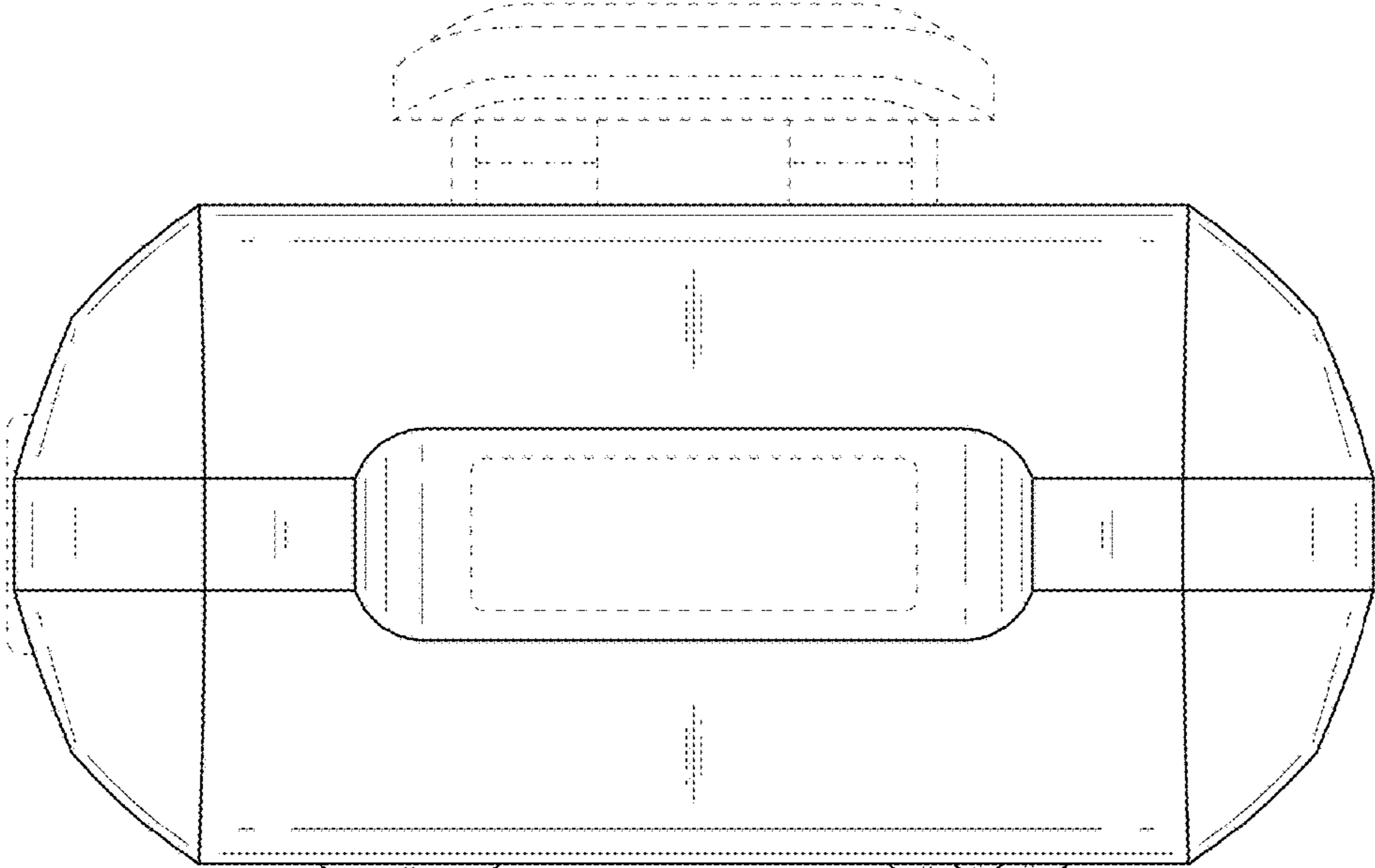


FIG. 7

