



US00D817864S

(12) **United States Design Patent** (10) **Patent No.:** **US D817,864 S**
Maekawa et al. (45) **Date of Patent:** **** May 15, 2018**

(54) **SOLAR BATTERY MODULES**

- (71) Applicant: **Panasonic Intellectual Property Management Co., Ltd.**, Osaka-shi, Osaka (JP)
- (72) Inventors: **Akimichi Maekawa**, Daito (JP); **Haruhisa Hashimoto**, Daito (JP); **Youhei Murakami**, Daito (JP); **Hiroshi Kanno**, Daito (JP)
- (73) Assignee: **PANASONIC INTELLECTUAL PROPERTY MANAGEMENT CO., Ltd.**, Osaka-shi (JP)

- (**) Term: **15 Years**
- (21) Appl. No.: **29/578,392**
- (22) Filed: **Sep. 21, 2016**

(30) **Foreign Application Priority Data**

Mar. 25, 2016 (JP) 2016-006455

(51) **LOC (11) Cl.** **13-02**

(52) **U.S. Cl.**
USPC **D13/102**

(58) **Field of Classification Search**
USPC D6/300, 310, 314; D8/354; D13/101, D13/102, 103, 118, 119, 184, 199; D21/494; D25/57, 139, 180, 141, 143, D25/144
CPC H01L 31/00; H02S 10/00; H02S 20/00; Y02B 10/00; Y02E 10/00; Y02E 10/40; Y02E 10/41; Y02E 10/42; Y02E 10/43; Y02E 10/44; Y02E 10/45; Y02E 10/46;

(Continued)

(56) **References Cited**

U.S. PATENT DOCUMENTS

- D652,375 S 1/2012 Kannou et al.
- D670,239 S 11/2012 Kannou et al.

(Continued)

OTHER PUBLICATIONS

Solar Panel Costs Are Set to Drop, posted at Redorbit.com, posted on Dec. 1, 2009, [online], [site visited Jul. 24, 2017]. Available from Internet, <http://www.redorbit.com/news/science/1793226/solar_panel_costs_are_set_to_drop/>.*

(Continued)

Primary Examiner — Mary Ann Calabrese

Assistant Examiner — Catherine Ho

(74) *Attorney, Agent, or Firm* — Westerman, Hattori, Daniels & Adrian, LLP

(57) **CLAIM**

The ornamental design for solar battery modules, as shown and described.

DESCRIPTION

FIG. 1 is a front elevational view of solar battery modules showing our new design.

FIG. 2 is a partial elevational view thereof, taken along lines 2-2 of FIG. 1.

FIG. 3 is a partial front elevational view thereof, taken along lines 3-3 of FIG. 1.

FIG. 4 is a partial front elevational view thereof, taken along lines 4-4 of FIG. 1.

FIG. 5 is a partial front elevational view thereof, taken along lines 5-5 of FIG. 1.

FIG. 6 is a rear elevational view thereof.

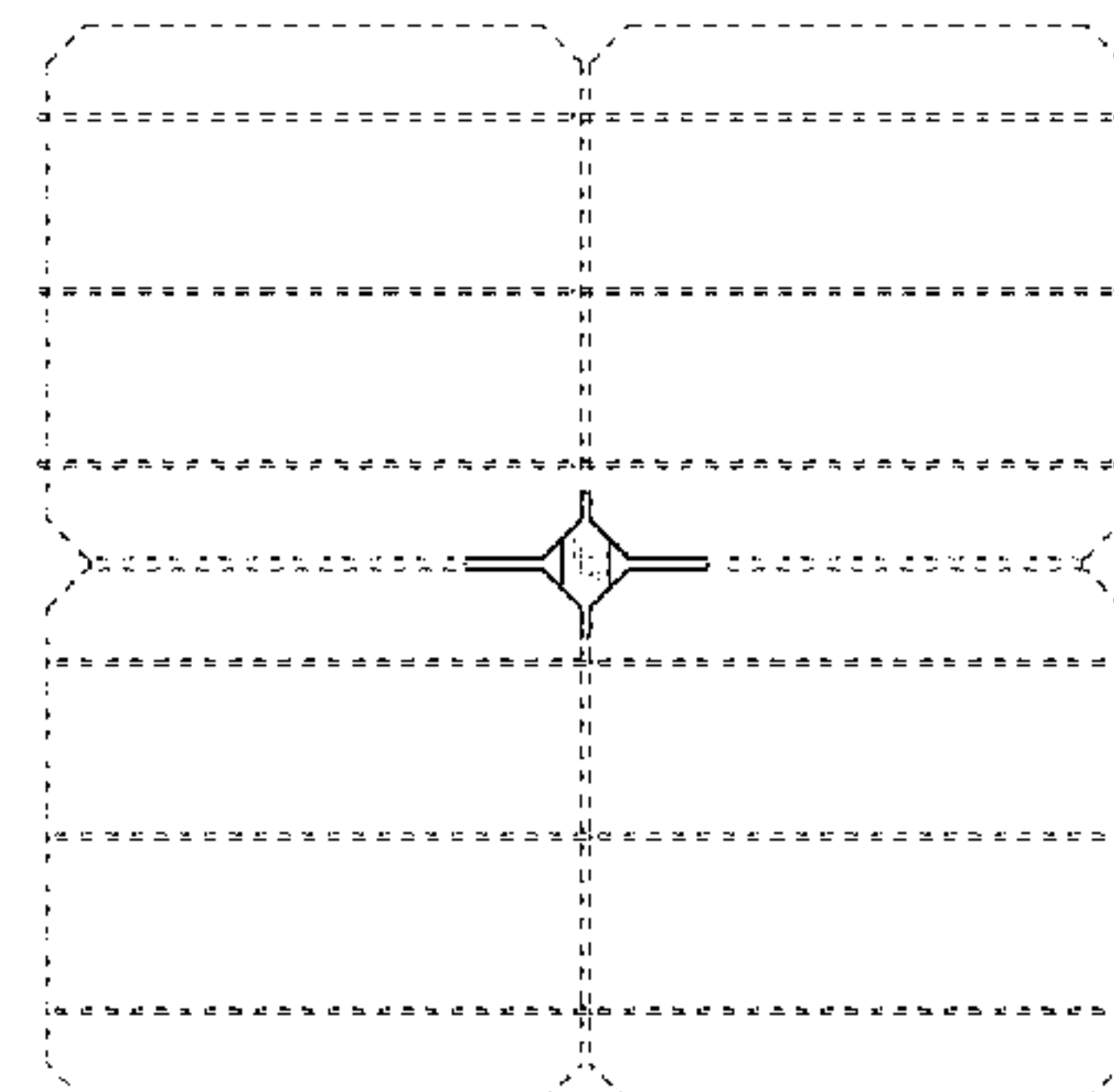
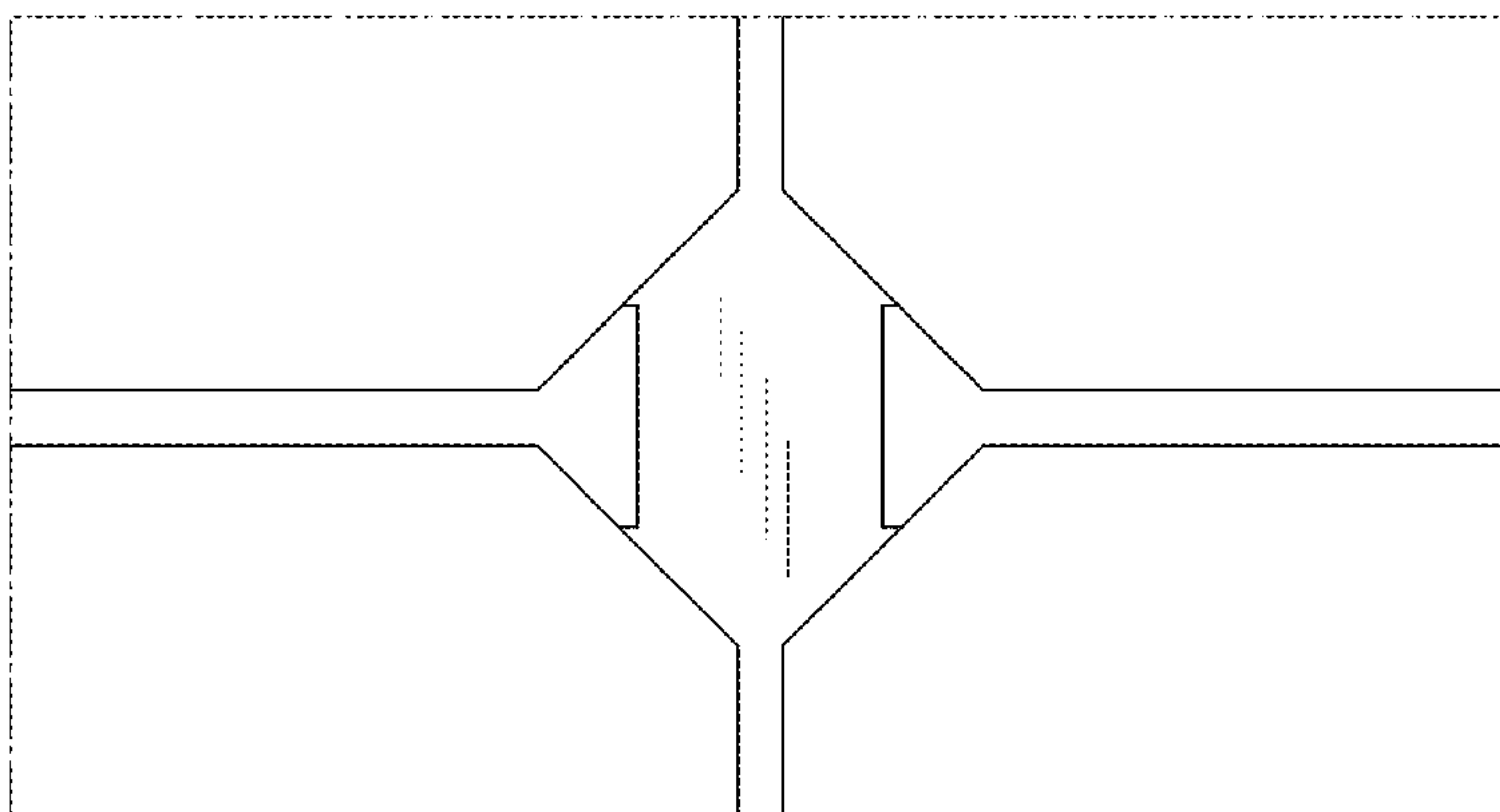
FIG. 7 is a right side elevational view thereof, the left side elevational view being a mirror image thereof.

FIG. 8 is a top plan view thereof.

FIG. 9 is an enlarged view of portion 9-9 in FIG. 1; and, FIG. 10 is an enlarged view of portion 10-10 in FIG. 1.

The evenly-spaced broken lines illustrate environmental structure and the dash-dot-dash lines illustrate a boundary of the claimed design for those figures, and both of them form no part of the claimed design.

1 Claim, 10 Drawing Sheets



(58) **Field of Classification Search**

CPC Y02E 10/47; Y02E 10/50; Y02E 10/51;
Y02E 10/52

See application file for complete search history.

2016/0268466	A1*	9/2016	Ogawa	H01L 31/0504
2016/0268964	A1*	9/2016	Maekawa	H02S 40/22
2016/0308082	A1*	10/2016	Ishii	H02S 40/34
2017/0069776	A1*	3/2017	Yang	H01L 31/0508
2017/0186898	A1*	6/2017	Kudo	H01L 31/0508

(56)

References Cited

U.S. PATENT DOCUMENTS

D689,016	S *	9/2013	Nook	D13/102
D697,471	S *	1/2014	Castillo-Aguilella	D13/102
D742,306	S	11/2015	Tohoda et al.	
9,691,925	B2*	6/2017	Niinobe	H01L 31/0516
2013/0061904	A1*	3/2013	Tai	H01L 31/0508
				136/244
2014/0366928	A1*	12/2014	Niinobe	H01L 31/0516
				136/246
2016/0105144	A1*	4/2016	Haynes	H01L 31/048
				136/244
2016/0260858	A1*	9/2016	Maekawa	H01L 31/0504

OTHER PUBLICATIONS

Solar Cells, Modules, and Arrays, posted at Pveducation.com, posted on Feb. 18, 2015, [online], [site visited Jul. 24, 2017]. Available from Internet, <<http://web.archive.org/web/20150218101216/https://pveducation.com/solar-concepts/solar-cells-modules-arrays/>>.*

Circle Solar Module, posted at China-calculators.com, posted on May 29, 2012, [online], [site visited Jul. 24, 2017]. Available from Internet, <<https://web.archive.org/web/20120529021622/http://www.china-calculators.com/solar-panel/round-solarpanel.html>>.*

* cited by examiner

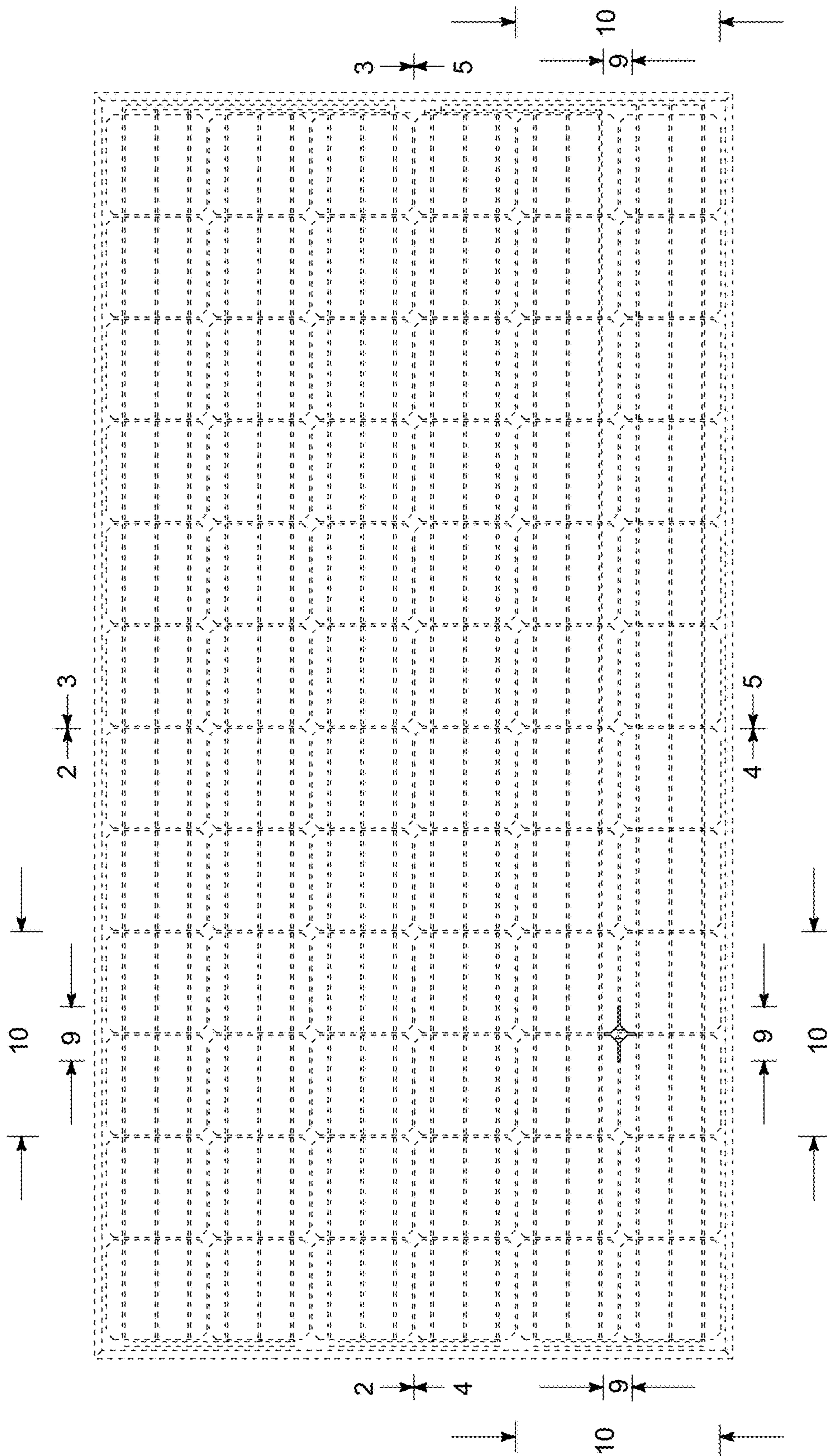


FIG. 1




FIG. 2




FIG. 3

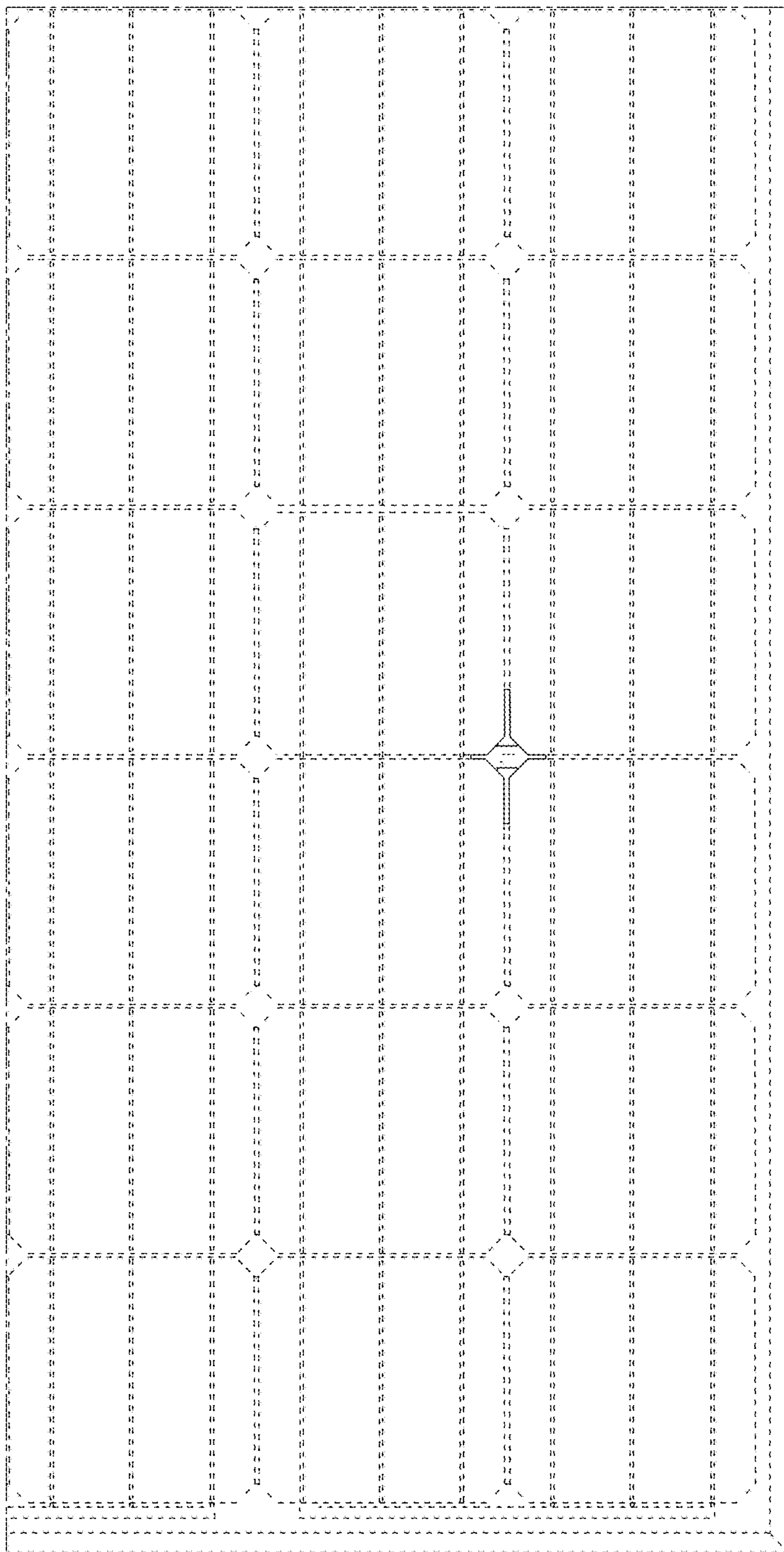


FIG. 4




FIG. 5




FIG. 6




FIG. 7

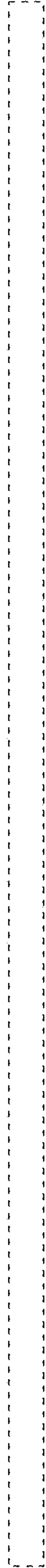


FIG. 8

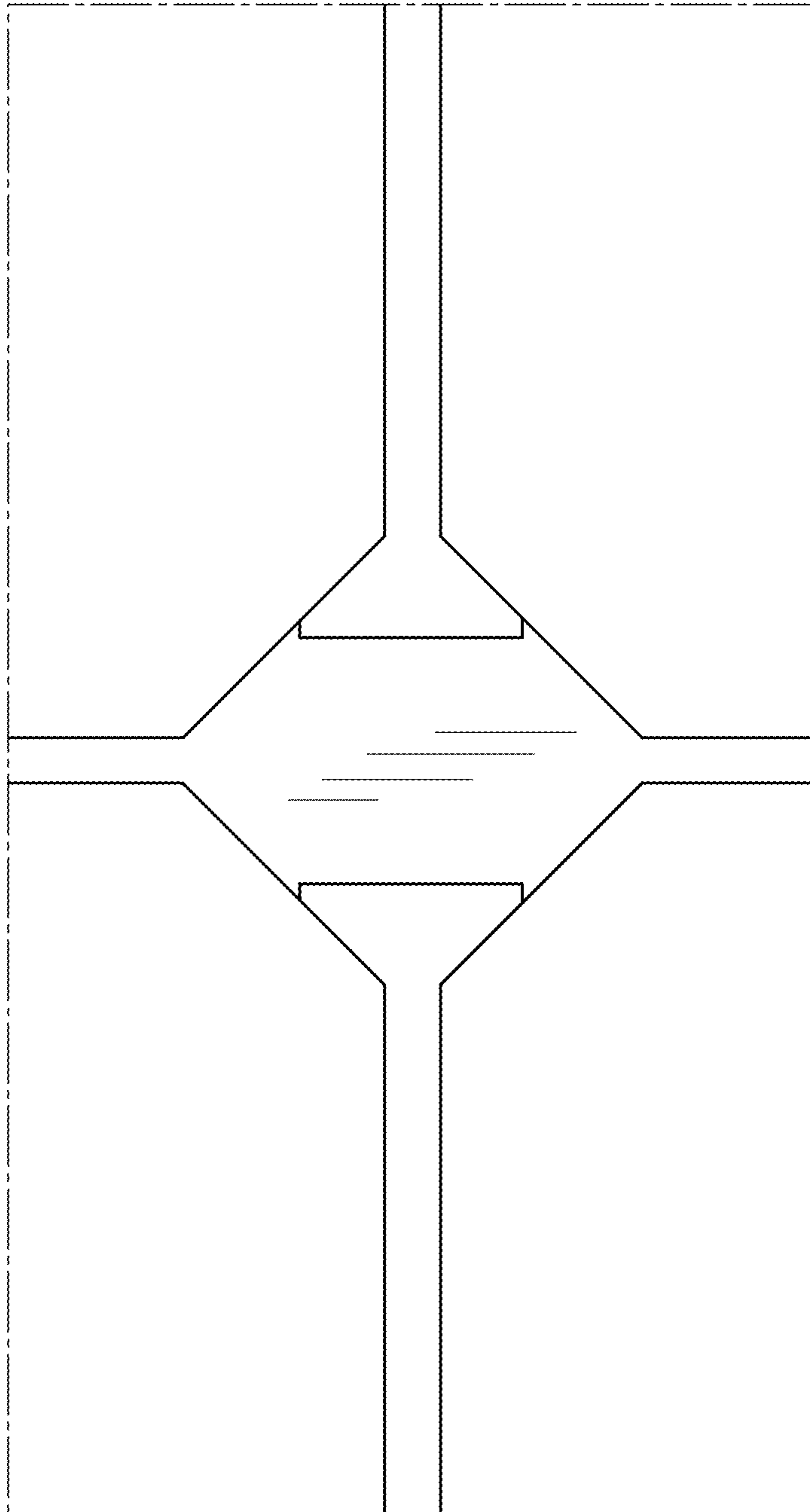


FIG. 9

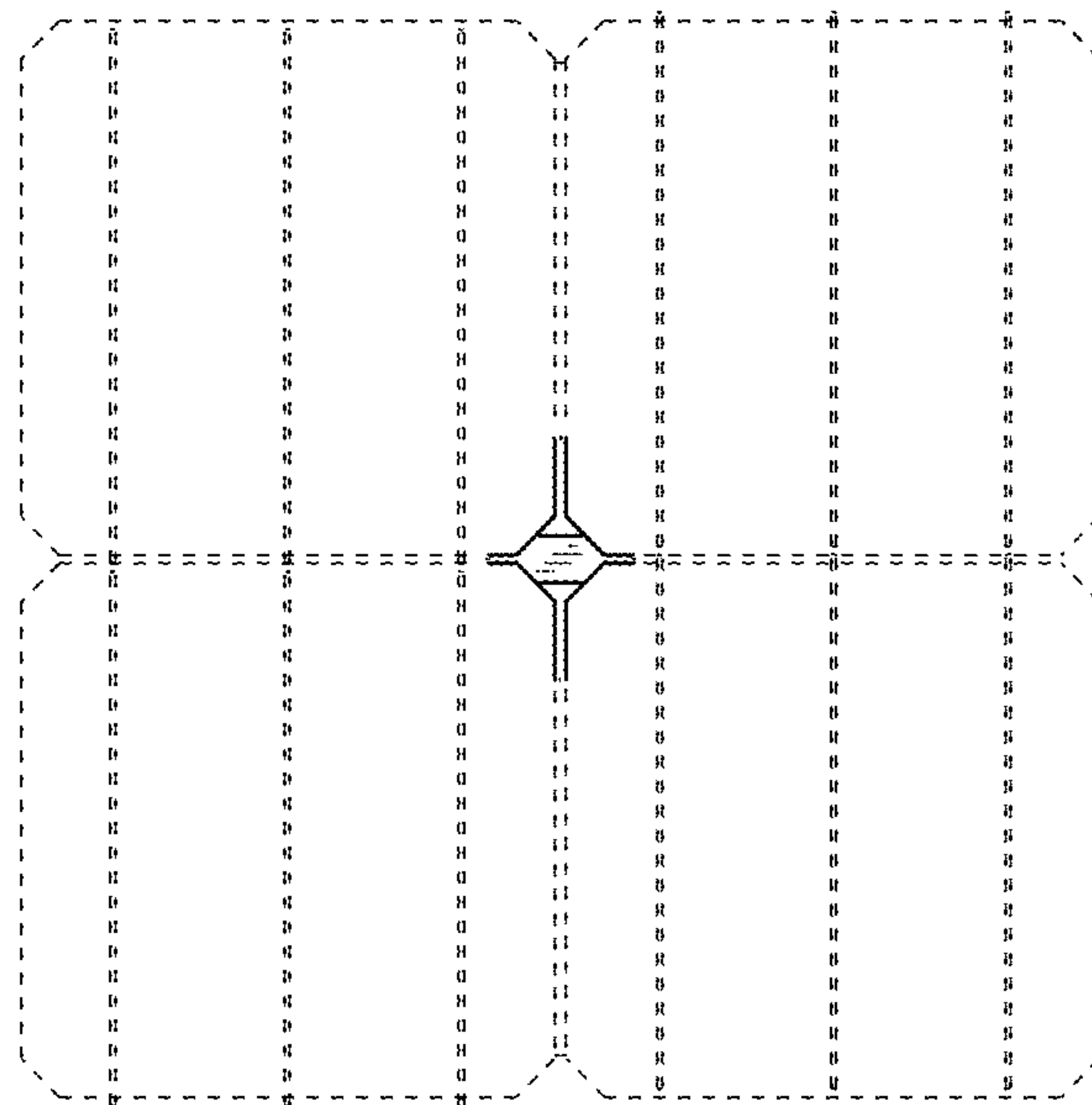


FIG. 10