



US00D817829S

(12) **United States Design Patent** (10) **Patent No.:** **US D817,829 S**
Behmer et al. (45) **Date of Patent:** **** May 15, 2018**

(54) **VEHICLE FENDER**

D756,278 S * 5/2016 Ino D12/184
D756,870 S * 5/2016 Tsutamori D12/184
D762,151 S * 7/2016 Luk D12/184
D763,753 S * 8/2016 Hammoud D12/184

(Continued)

(71) Applicant: **Ford Global Technologies, LLC,**
Dearborn, MI (US)

(72) Inventors: **Darrell P. Behmer,** Novi, MI (US);
Melvin Betancourt, Shelby Township,
MI (US); **Craig S. Metros,** Bloomfield,
MI (US); **Christopher Stevens,** Detroit,
MI (US)

FOREIGN PATENT DOCUMENTS

WO D074951-007 * 4/2011
WO D076560-005 * 2/2012
WO D088022-003 * 4/2016

(73) Assignee: **Ford Global Technologies, LLC,**
Dearborn, MI (US)

OTHER PUBLICATIONS

<https://www.topspeed.com/cars/ford-mustang/ke428-pa420.html>
Available Jul. 27, 2017 (Year: 2017).*

(Continued)

(**) Term: **15 Years**

Primary Examiner — Susan Bennett Hattan

Assistant Examiner — Leanne Was-Englehart

(74) *Attorney, Agent, or Firm* — James Dottavio

(21) Appl. No.: **29/590,803**

(22) Filed: **Jan. 13, 2017**

(51) **LOC (11) Cl.** **12-16**

(52) **U.S. Cl.**
USPC **D12/184**

(58) **Field of Classification Search**
USPC D12/88, 90, 91, 92, 169, 172, 181, 184,
D12/185, 196, 400; D21/424, 433, 434
CPC B62D 25/02; B62D 25/16; B62D 25/18;
B62D 25/161; B62D 25/168; B62D
25/184

See application file for complete search history.

(57) **CLAIM**

The ornamental design for a vehicle fender, as shown and described.

DESCRIPTION

FIG. 1 is a top, and front side perspective view of the first embodiment of a vehicle fender, showing our new design; FIG. 2 is a top, and rear side perspective view thereof; FIG. 3 is a top, and rear inside perspective view thereof; FIG. 4 is a front elevational view thereof; FIG. 5 is a rear elevational view thereof; FIG. 6 is a left side elevational view thereof; FIG. 7 is a right side elevational view thereof; FIG. 8 is a top plan view thereof; and, FIG. 9 is a bottom plan view thereof.


The second embodiment of the vehicle fender is mirror image of the embodiment disclosed in FIGS. 1 through 9, and is not shown.

1 Claim, 9 Drawing Sheets

(56) **References Cited**

U.S. PATENT DOCUMENTS

D469,045 S * 1/2003 Murkett D12/184
D567,159 S * 4/2008 Saridakis et al.
D665,319 S * 8/2012 Huet D12/184
D678,820 S * 3/2013 Song D12/91
D679,642 S * 4/2013 Schmeckpeper D12/184
D686,552 S * 7/2013 Weil D12/184
D707,600 S * 6/2014 Johnson D12/184
D709,010 S * 7/2014 Mays et al.
D722,282 S * 2/2015 Loeb D12/91
D746,742 S * 1/2016 Curic et al.



(56)

References Cited

U.S. PATENT DOCUMENTS

D764,362 S * 8/2016 Pevovar D12/184
D764,988 S * 8/2016 Faghihzadeh D12/184

OTHER PUBLICATIONS

<http://www.carbodydesign.com/set/72053/2018-ford-mustang-design-gallery/> Uploaded Jan. 2017 (Year: 2017).*

* cited by examiner



Figure 1




Figure 2




Figure 3

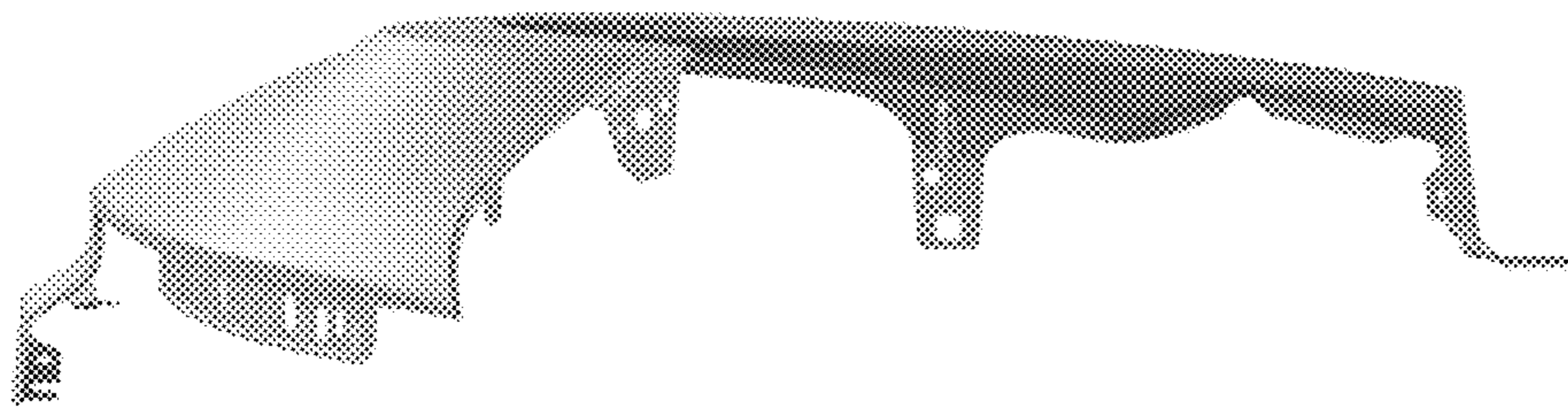


Figure 4




Figure 5



Figure 6

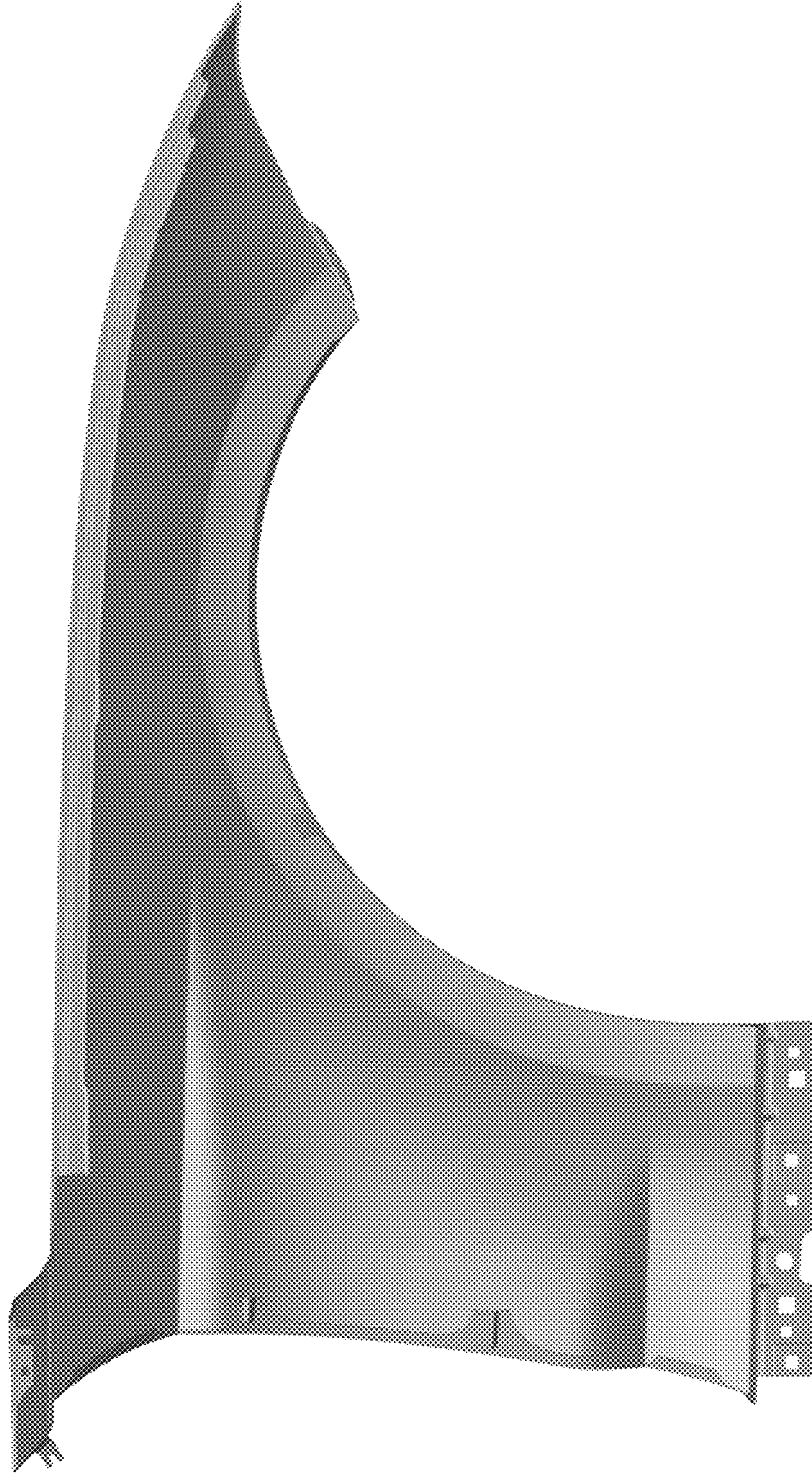


Figure 7




Figure 8




Figure 9