



US00D817824S

(12) **United States Design Patent** (10) **Patent No.:** **US D817,824 S**
Al Attar (45) **Date of Patent:** **** May 15, 2018**

(54) **FRONT BUMPER FOR A VEHICLE**
(71) Applicant: **Bayerische Motoren Werke Aktiengesellschaft, Munich (DE)**
(72) Inventor: **Hussein Al Attar, Munich (DE)**
(73) Assignee: **Bayerische Motoren Werke Aktiengesellschaft, Munich (DE)**

D772,120 S * 11/2016 Luk D12/169
D772,122 S * 11/2016 Zurian D12/169
D803,112 S * 11/2017 Tomita D12/169

FOREIGN PATENT DOCUMENTS

WO WO DM/077303 6/2012
WO WO DM/084222 2/2015
WO WO DM/084986 5/2015

* cited by examiner

(**) Term: **15 Years**
(21) Appl. No.: **29/594,693**
(22) Filed: **Feb. 22, 2017**

Primary Examiner — Melody N Brown
(74) *Attorney, Agent, or Firm* — Crowell & Moring LLP

(57) **CLAIM**

The ornamental design for a front bumper for a vehicle, as shown and described.

(30) **Foreign Application Priority Data**

DESCRIPTION

Aug. 23, 2016 (DE) 40 2016 101 022

(51) **LOC (11) Cl.** **12-16**

(52) **U.S. Cl.**
USPC **D12/169**

(58) **Field of Classification Search**
USPC D12/169, 216, 90-92, 86, 171, 196, 163;
293/102, 113, 115, 117, 120; 296/180.1,
296/180.2

CPC B60R 19/02; B60R 19/04; B62D 25/08
See application file for complete search history.

This application contains subject matter related to the following co-pending U.S. design patent applications:

Application Ser. No. 29/594,683, filed herewith and entitled "Vehicle, Toy, and/or Replicas Thereof";

Application Ser. No. 29/594,686, filed herewith and entitled "Front Bumper for a Vehicle"; and

Application Ser. No. 29/594,695, filed herewith and entitled "Front Bumper for a Vehicle".

FIG. 1 is a front view of a front bumper for a vehicle according to the design;

FIG. 2 is a front and right side perspective view thereof;

FIG. 3 is a bottom and left side perspective view thereof;

FIG. 4 is a right side view thereof;

FIG. 5 is a left side view thereof;

FIG. 6 is a top view thereof;

FIG. 7 is a bottom view thereof; and,


FIG. 8 is a rear view thereof.

(56) **References Cited**

U.S. PATENT DOCUMENTS

D716,199 S * 10/2014 Beermann D12/169
D735,096 S * 7/2015 Nissl D12/169
D737,738 S 9/2015 Nordmann
D744,912 S * 12/2015 Leclercq D12/169
D748,543 S * 2/2016 Nissl D12/169

1 Claim, 8 Drawing Sheets






Fig. 1

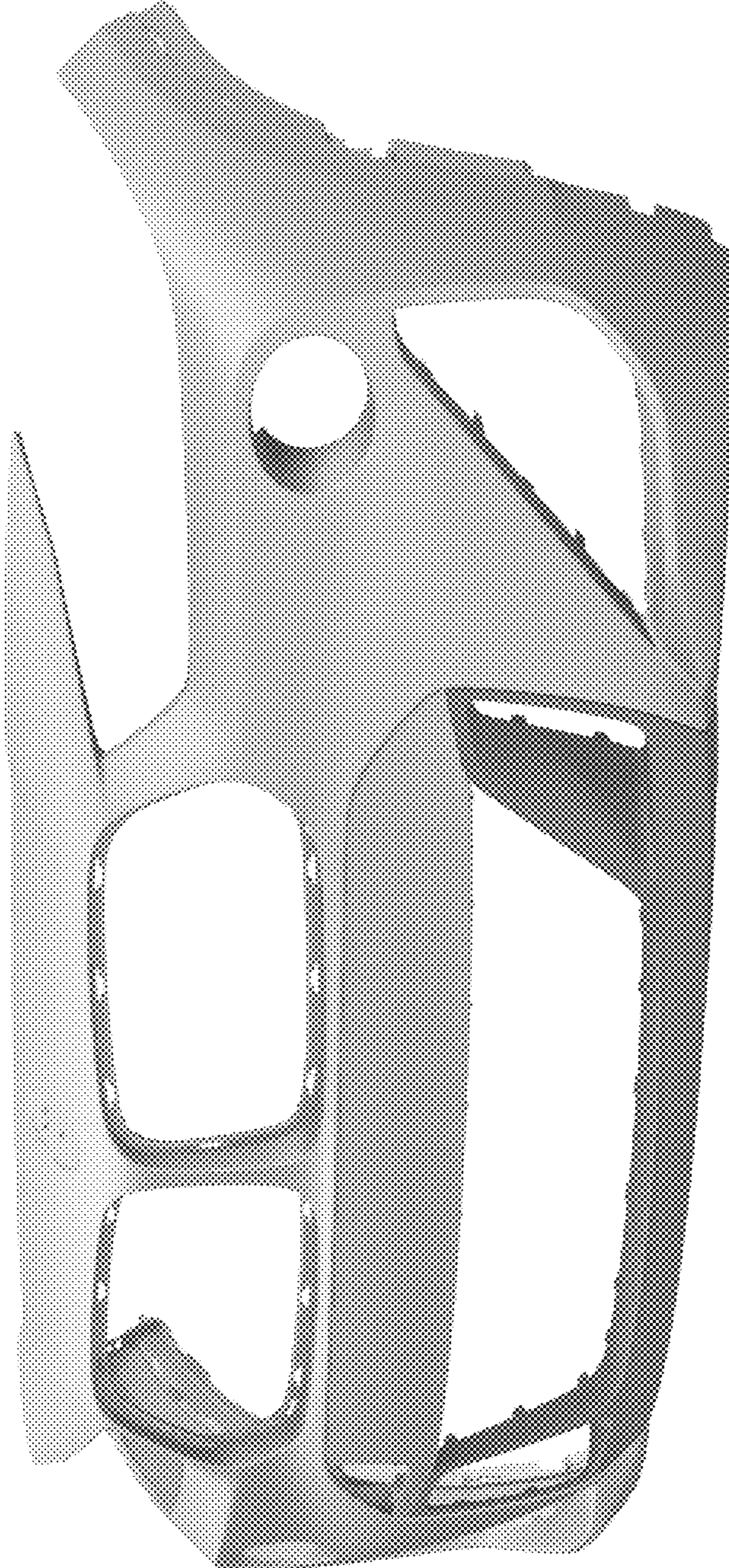


Fig. 2




Fig. 3

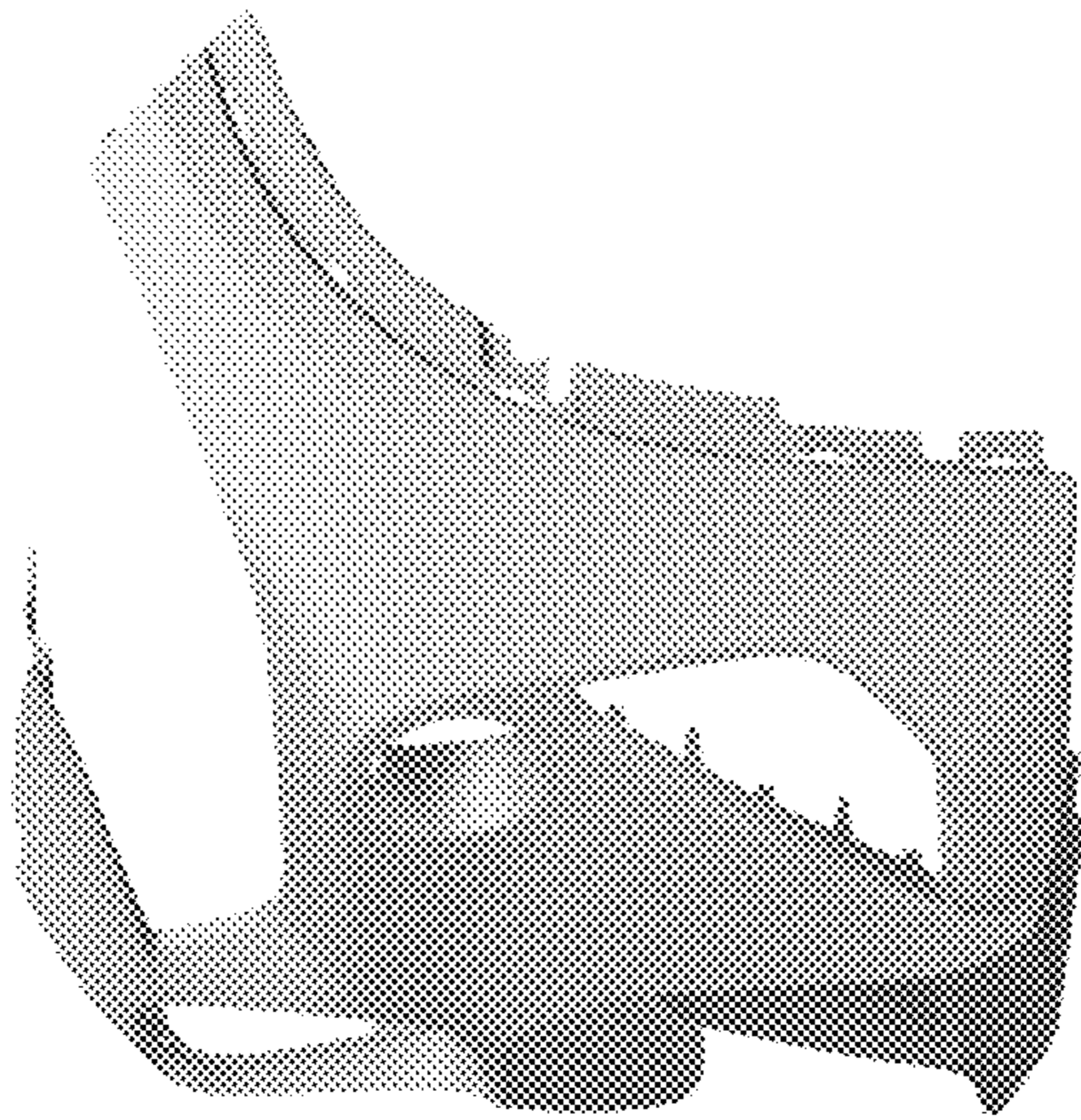


Fig. 4




Fig. 5

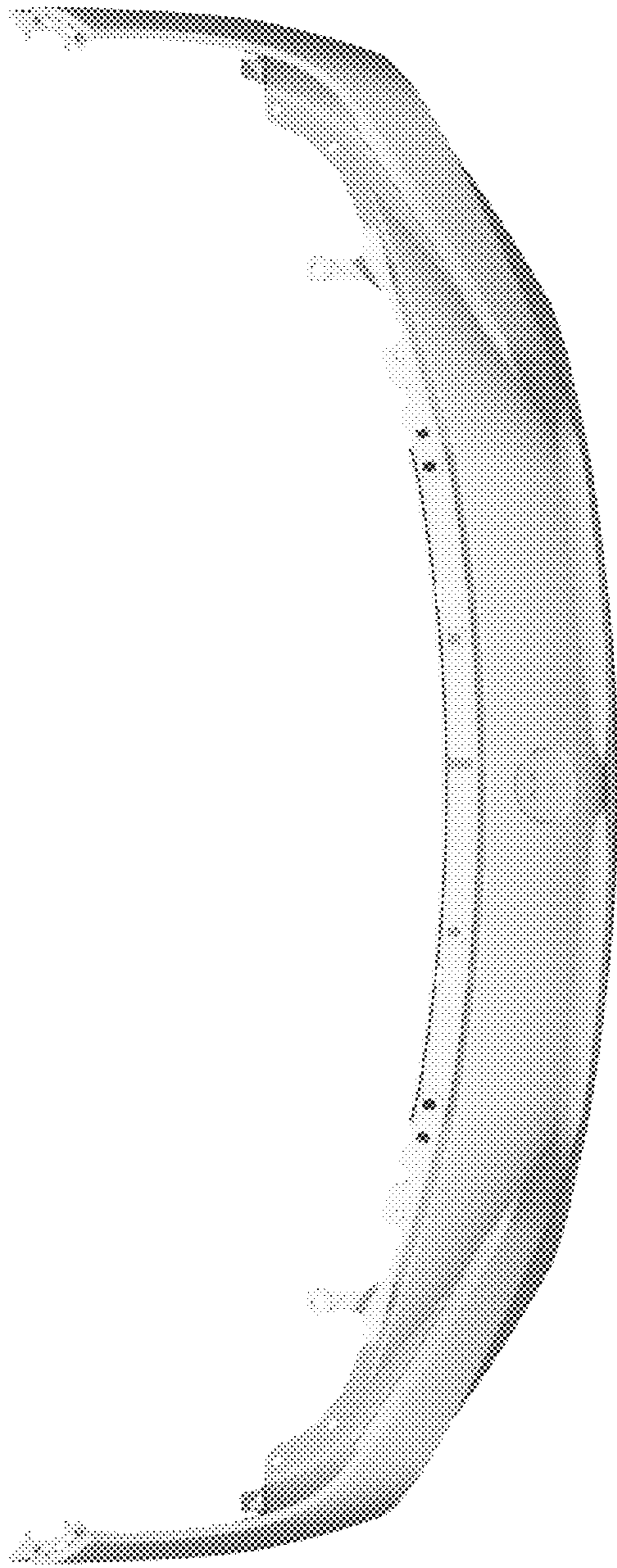


Fig. 6




Fig. 7




Fig. 8