



US00D817781S

(12) **United States Design Patent** (10) **Patent No.:** **US D817,781 S**
Way et al. (45) **Date of Patent:** **** May 15, 2018**

(54) **CASE**

(71) Applicant: **Advanced Orthodontics and Education Association, LLC**, Ossining, NY (US)

(72) Inventors: **Bryce A Way**, San Jose, CA (US); **Richard Johnson**, Briarcliff Manor, NY (US)

(73) Assignee: **ADVANCED ORTHODONTICS AND EDUCATION ASSOCIATION, LLC**, Ossining, NY (US)

(**) Term: **15 Years**

(21) Appl. No.: **29/636,075**

(22) Filed: **Feb. 6, 2018**

Related U.S. Application Data

(63) Continuation of application No. 29/602,976, filed on May 5, 2017, which is a continuation of application (Continued)

(51) **LOC (11) Cl.** **09-03**

(52) **U.S. Cl.**
USPC **D9/737**

(58) **Field of Classification Search**

USPC D9/737, 748, 749, 424, 434, 435, 456, D9/457, 732, 735, 715, 721, 722, D9/754-756, 414-420, 423, 444, 446, D9/454, 432, 426, 700, 686, 688, 689, D9/390; D3/318, 232, 242, 243, 269, D3/270, 273, 276, 289, 301, 201, 203.1, D3/203.2, 203.3, 203.4, 203.5, 203.6, D3/203.7, 203.8, 205, 275, 294; D28/76-78, 82, 83, 91, 44, 45, 73; 128/859, 861; 206/63.5, 553, 557, 541, 206/775, 776, 119, 470, 508, 521.1, 545,
(Continued)

(56) **References Cited**

U.S. PATENT DOCUMENTS

2,612,200 A 9/1952 June
D215,685 S 10/1969 Helmer

(Continued)

OTHER PUBLICATIONS

Dental instrument case, available Jun. 16, 2017, [online], [site visited Jun. 16, 2017], Available from internet, <URL: <http://www.medicaexpo.com/prod/shell-case/product-105247-740998.html>.

(Continued)

Primary Examiner — Cathron C Brooks

Assistant Examiner — W. A. Teddy Falloway

(74) *Attorney, Agent, or Firm* — Finnegan, Henderson, Farabow, Garrett & Dunner, L.L.P.

(57) **CLAIM**

The ornamental design for a case, as shown and described.

DESCRIPTION

FIG. 1 is a front, right, top perspective view of a case showing our new design in an open position;

FIG. 2 is a top plan view thereof;

FIG. 3 is a right side view thereof, with the left side view being a mirror image thereof;

FIG. 4 is a top plan view of the case shown in FIG. 1 in a closed position;

FIG. 5 is a bottom plan view thereof in a closed position;

FIG. 6 is a rear elevation view thereof in a closed position;

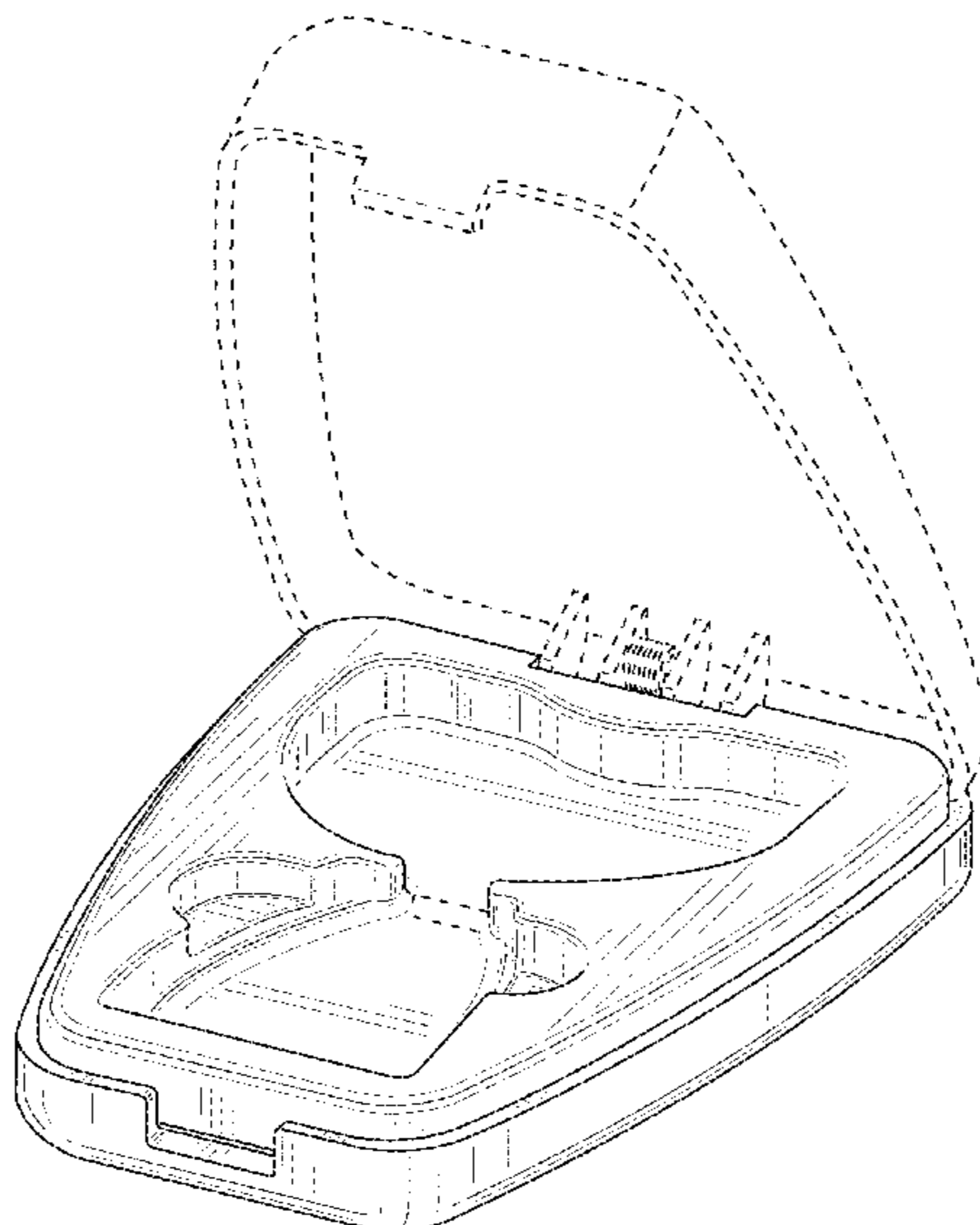
FIG. 7 is a front elevation view thereof in a closed position;

and,

FIG. 8 is a right side view thereof, with the left side view being a mirror image thereof.

The broken lines shown in the drawings depict portions of the case that form no part of the claimed design.

1 Claim, 8 Drawing Sheets



Related U.S. Application Data

No. 29/601,359, filed on Apr. 21, 2017, now Pat. No. Des. 795,431.

(58) **Field of Classification Search**

USPC 206/806, 217, 820, 307, 307.1, 308.1, 206/312, 228, 354; 433/77, 229, 273, 433/274, 294, 295, 319; 30/526, 541; D24/176, 152, 154-156, 180, 181, 119; 220/608, 780-806, 475, 674, 675, 220/4.21-4.24, 555, 556, 810, 836, 837, 220/841, 366.1, 367; 426/106
 CPC .. A61C 7/08; A61C 19/02; A61C 5/14; A45D 44/20; A45D 27/22; A45D 27/225; A63B 71/085; A63B 2071/088; B65D 43/164; B65D 43/16; B65D 43/163; B65D 85/54; B65D 1/30; A45C 2001/028; B26B 21/40; B26B 21/521; B26B 21/522; B26B 21/528

See application file for complete search history.

(56) **References Cited**

U.S. PATENT DOCUMENTS

D257,790 S	1/1981	Kesling
D281,532 S	11/1985	Weissman
D346,674 S	5/1994	Berghash
D400,011 S	10/1998	Palmer
D408,919 S	4/1999	Cooley
D425,295 S	5/2000	Borja et al.
D457,638 S	5/2002	Alstad
D485,057 S	1/2004	Schroer
6,705,333 B1	3/2004	Pourcho
D496,154 S	9/2004	Herman et al.
D526,093 S	8/2006	Manzo et al.
D528,208 S	9/2006	Moriyama
D538,926 S	3/2007	Jeong et al.
D561,472 S	2/2008	Nakamura
D582,559 S	12/2008	Khawaled et al.
D592,955 S	5/2009	Schulz et al.
D593,714 S	6/2009	Hirshberg
D632,395 S	2/2011	Massad
D650,986 S	12/2011	Brady et al.
D655,816 S	3/2012	Llop et al.
D661,806 S	6/2012	Khawaled et al.
D663,485 S	7/2012	Turkbas et al.
D663,943 S	7/2012	Walsh et al.

D677,007 S	2/2013	Bancroft
D683,455 S	5/2013	Slominski
D686,733 S	7/2013	Marumori et al.
D697,302 S	1/2014	Pourcho
D701,456 S	3/2014	Farley et al.
D706,937 S	6/2014	Suga et al.
D713,531 S	9/2014	Way et al.
D715,548 S	10/2014	Chang
D719,266 S	12/2014	Goldstein
D721,438 S	1/2015	Layzell
D722,264 S	2/2015	Saideh
D728,360 S	5/2015	Kelly
D728,361 S	5/2015	Farley et al.
D734,556 S	7/2015	Brett et al.
D738,110 S	9/2015	Jiang et al.
D740,692 S	10/2015	Christie et al.
D744,744 S	12/2015	Lee et al.
D746,058 S	12/2015	Serell
D747,607 S	1/2016	Serell
9,345,556 B1	5/2016	Schlatter
9,351,808 B2	5/2016	McCarthy
D760,889 S	7/2016	Evans et al.
D764,061 S	8/2016	Furdui-Carr
D765,255 S	8/2016	Levine
D779,233 S	2/2017	Williams
D781,427 S	3/2017	Blank et al.
D782,110 S	3/2017	Coffindaffer et al.
D786,093 S	5/2017	Christie et al.
9,642,739 B2	5/2017	Schlatter
D795,081 S	8/2017	Way
2003/0010351 A1	1/2003	de Laforcade
2004/0244805 A1	12/2004	Cook et al.
2007/0138042 A1	6/2007	Wood
2007/0256946 A1	11/2007	Godshaw et al.
2008/0283422 A1	11/2008	Jansheski
2009/0084801 A1	4/2009	Coe
2009/0311149 A1	12/2009	Freedgood
2013/0180870 A1	7/2013	Nihei
2013/0273490 A1	10/2013	Way et al.
2013/0330682 A1	12/2013	McCarthy
2015/0203267 A1	7/2015	Fellin et al.
2016/0100924 A1	4/2016	Wilson et al.
2017/0165041 A1	6/2017	Wilson

OTHER PUBLICATIONS

AcceleDent Orthodontics, available Feb. 4, 2017, [online], [site visited Jun. 16, 2017]. Available from internet, <URL: <https://web.archive.org/web/20170204072000/http://www.springfieldlortondental.com/accedent.html>>.

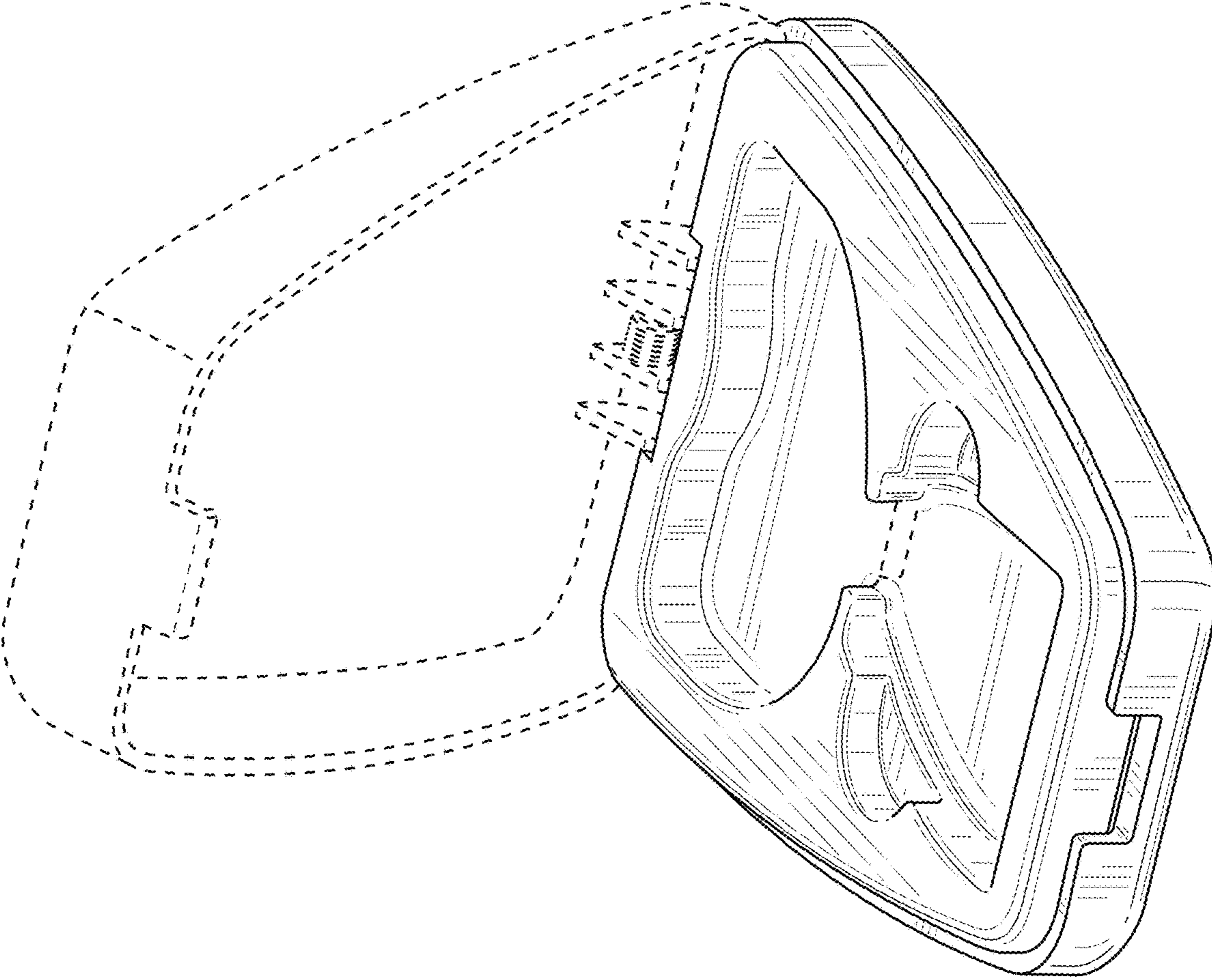


FIG. 1

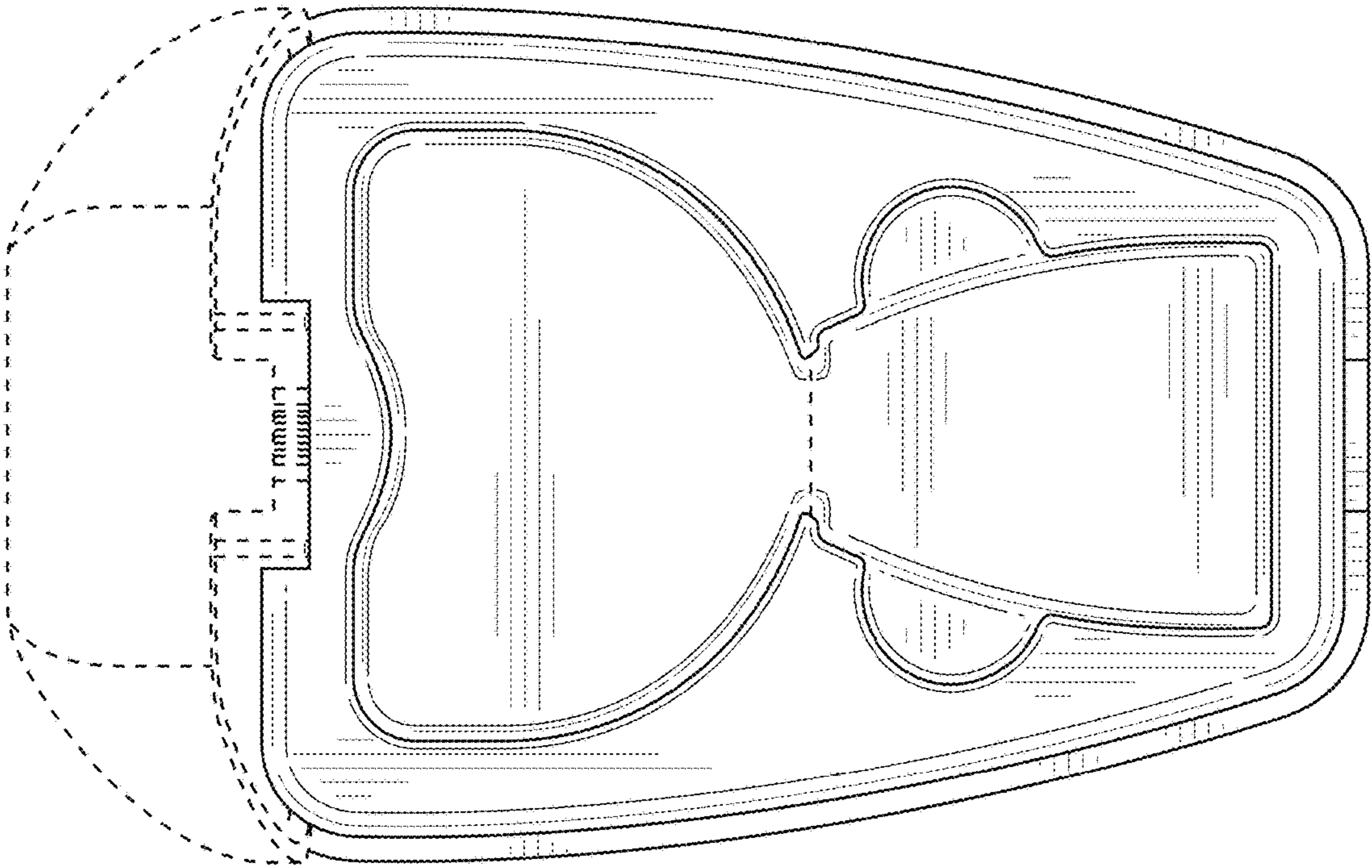


FIG. 2

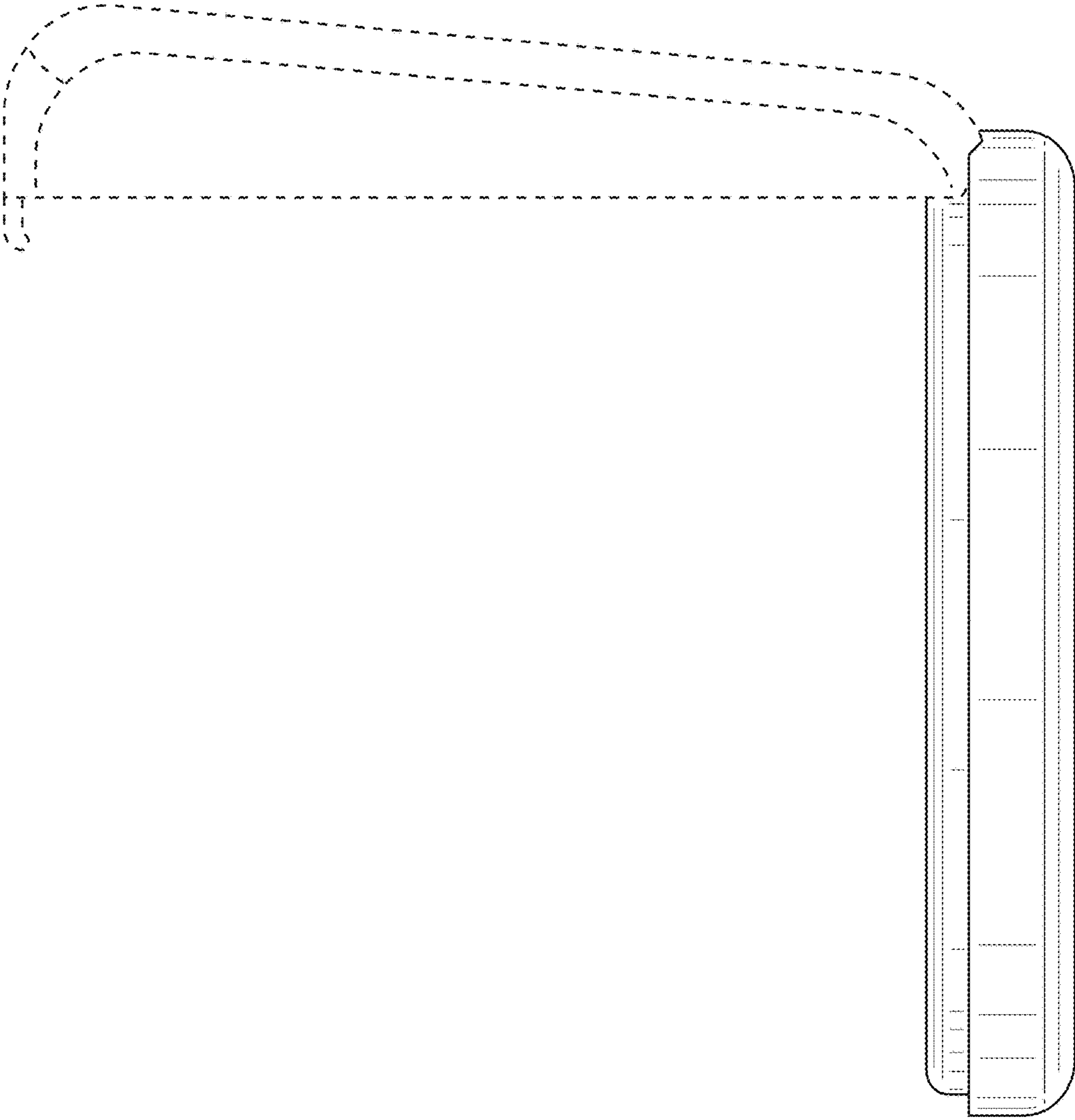


FIG. 3

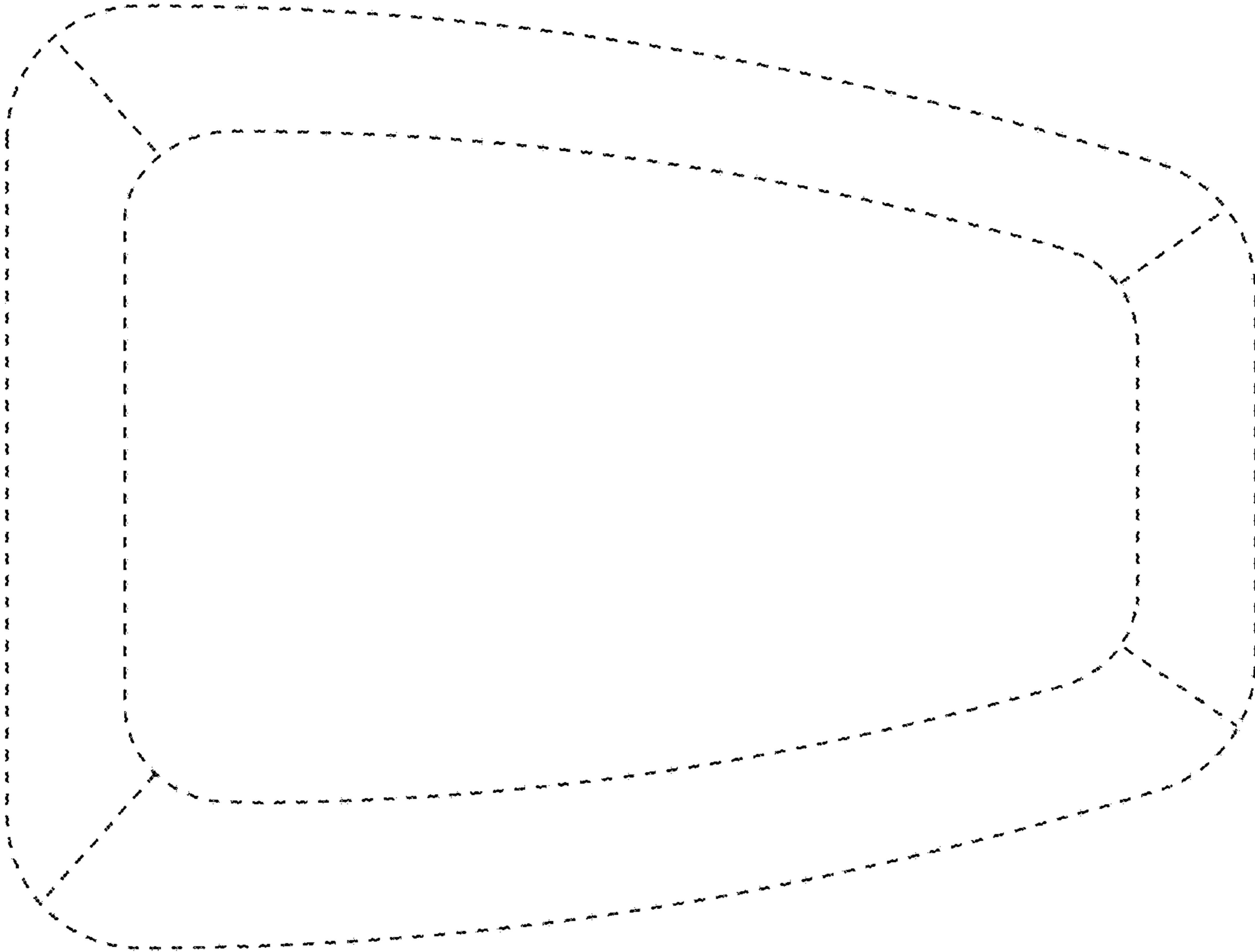


FIG. 4

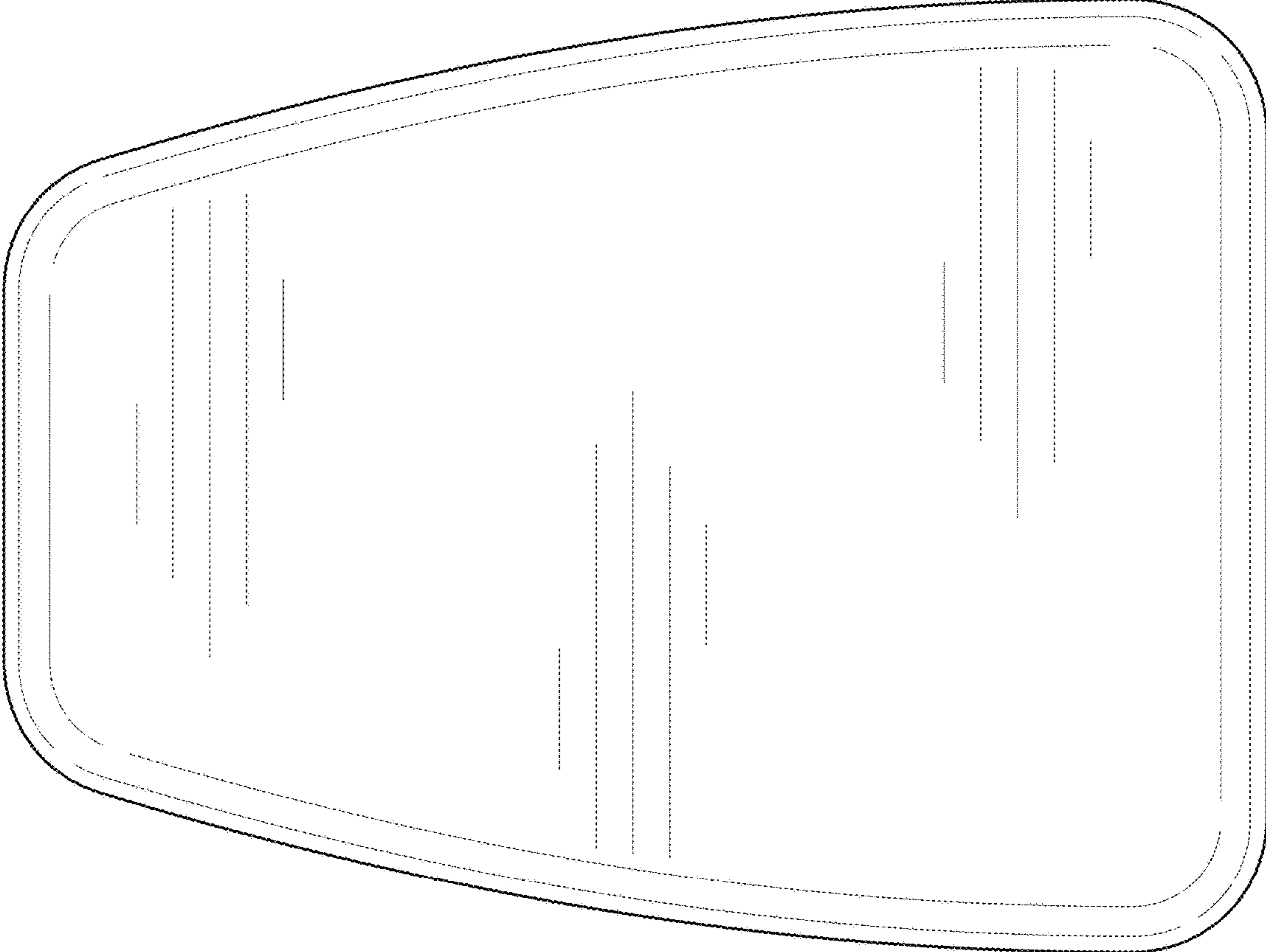


FIG. 5

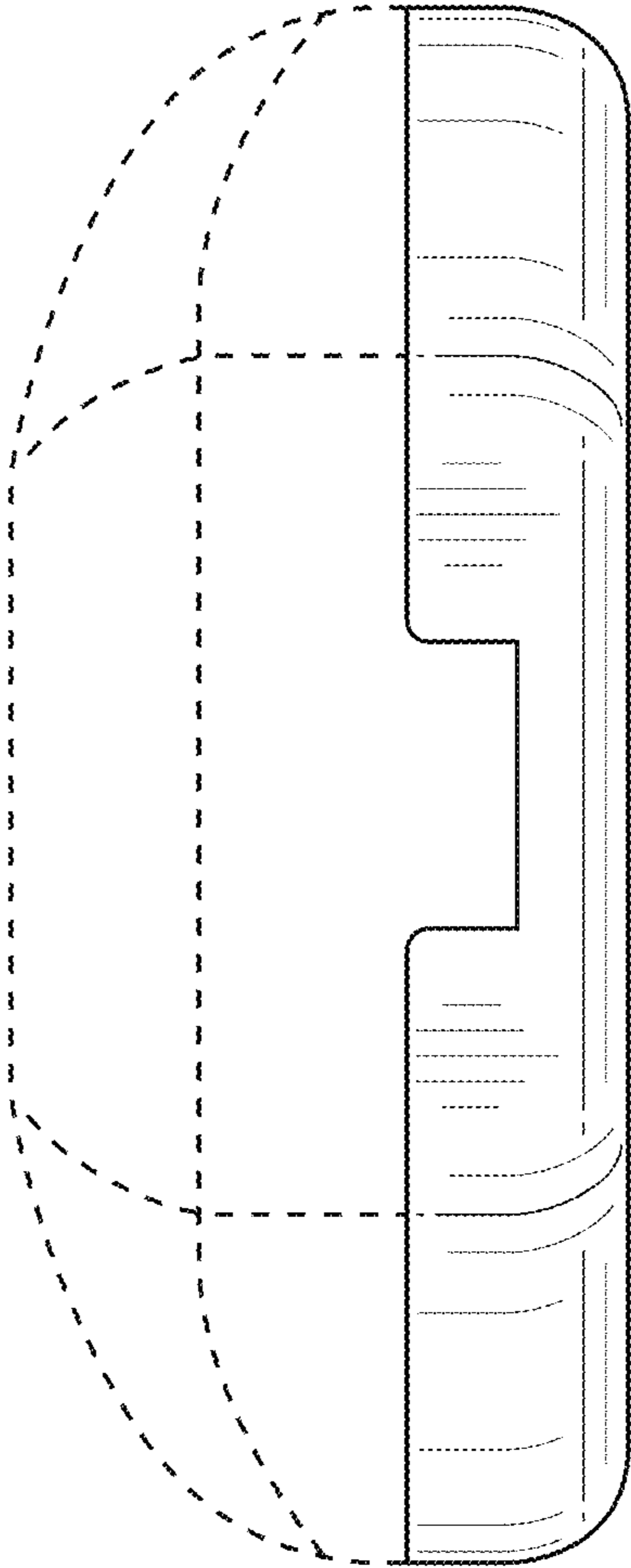


FIG. 6

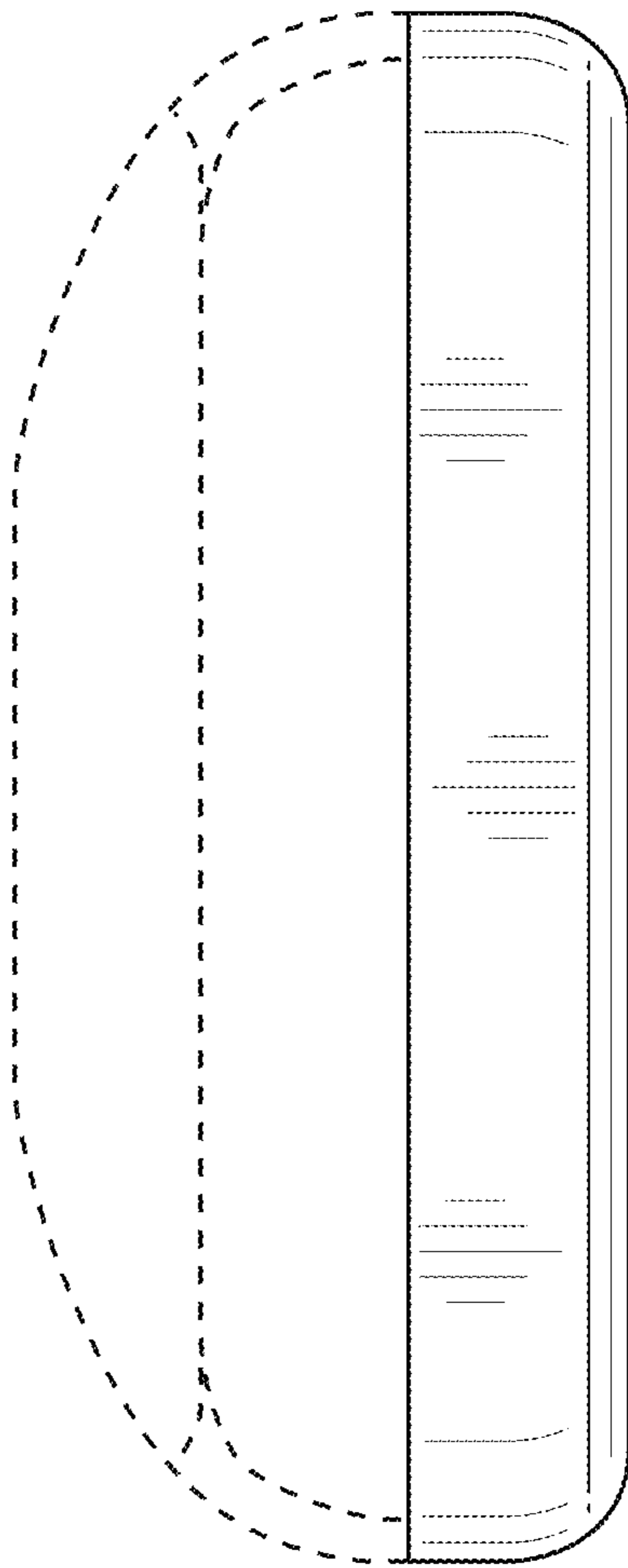


FIG. 7

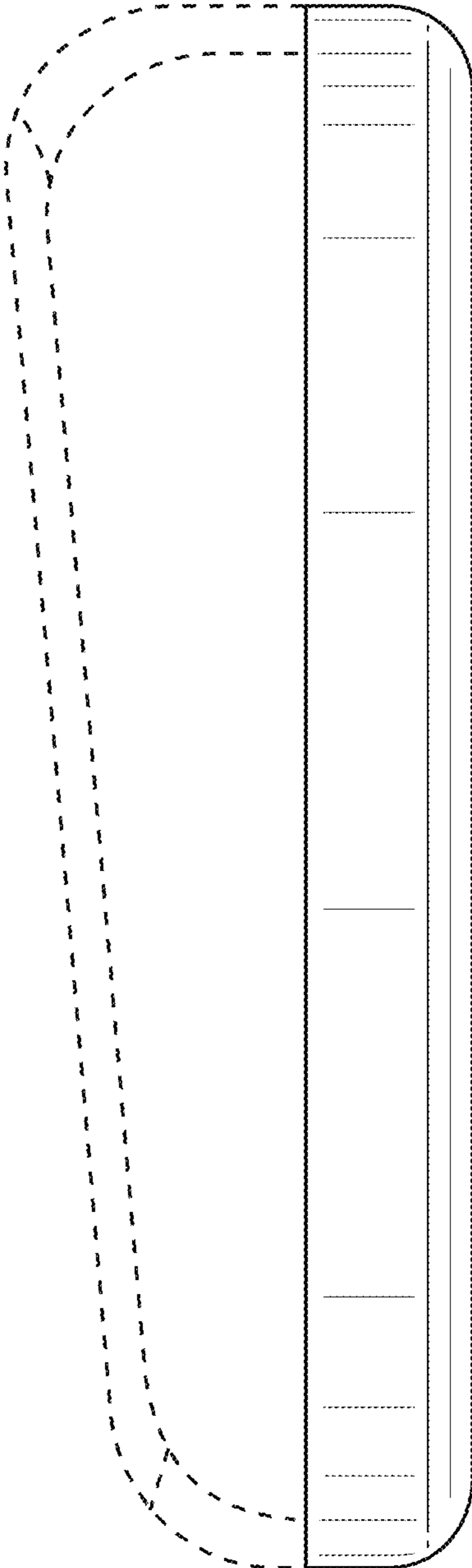


FIG. 8