



US00D817780S

(12) **United States Design Patent** (10) **Patent No.:** **US D817,780 S**
Fahy et al. (45) **Date of Patent:** **** May 15, 2018**

(54) **BLISTER PACKAGE**
(71) Applicant: **Reckitt Benckiser (Brands) Limited**,
Slough (GB)
(72) Inventors: **Jonathan Frank Michael Fahy**, Kent
(GB); **Siuling Leung**, Kent (GB)
(73) Assignee: **RECKITT BENCKISER (BRANDS)**
LIMITED, Slough (GB)
(**) Term: **15 Years**
(21) Appl. No.: **29/585,069**
(22) Filed: **Nov. 20, 2016**

(30) **Foreign Application Priority Data**
May 20, 2016 (EM) 003143981-0001
(51) **LOC (11) Cl.** **09-03**
(52) **U.S. Cl.**
USPC **D9/721; D9/418**
(58) **Field of Classification Search**
USPC D9/415, 418, 414, 433, 721, 715, 720
CPC .. B65D 73/0092; B65D 43/162; B65D 75/22;
B65D 2543/00296; B65D 75/32; B65D
73/0057; B65D 75/54; B65D 2201/00;
B65D 2543/00194; B65D 75/327; B65D
2575/586; B65D 81/025; B65D 85/00;
B65D 5/4208; B65D 2543/00694; B65D
25/00; B65D 75/24; B65D 75/367; B65D
25/22; B65D 75/522; B65D 25/04; B65D
5/4204; B65D 75/323; B65D 2543/00648
See application file for complete search history.

(56) **References Cited**
U.S. PATENT DOCUMENTS
3,298,504 A * 1/1967 Carter B65D 5/5007
206/777
D417,841 S * 12/1999 Suzuki D9/415

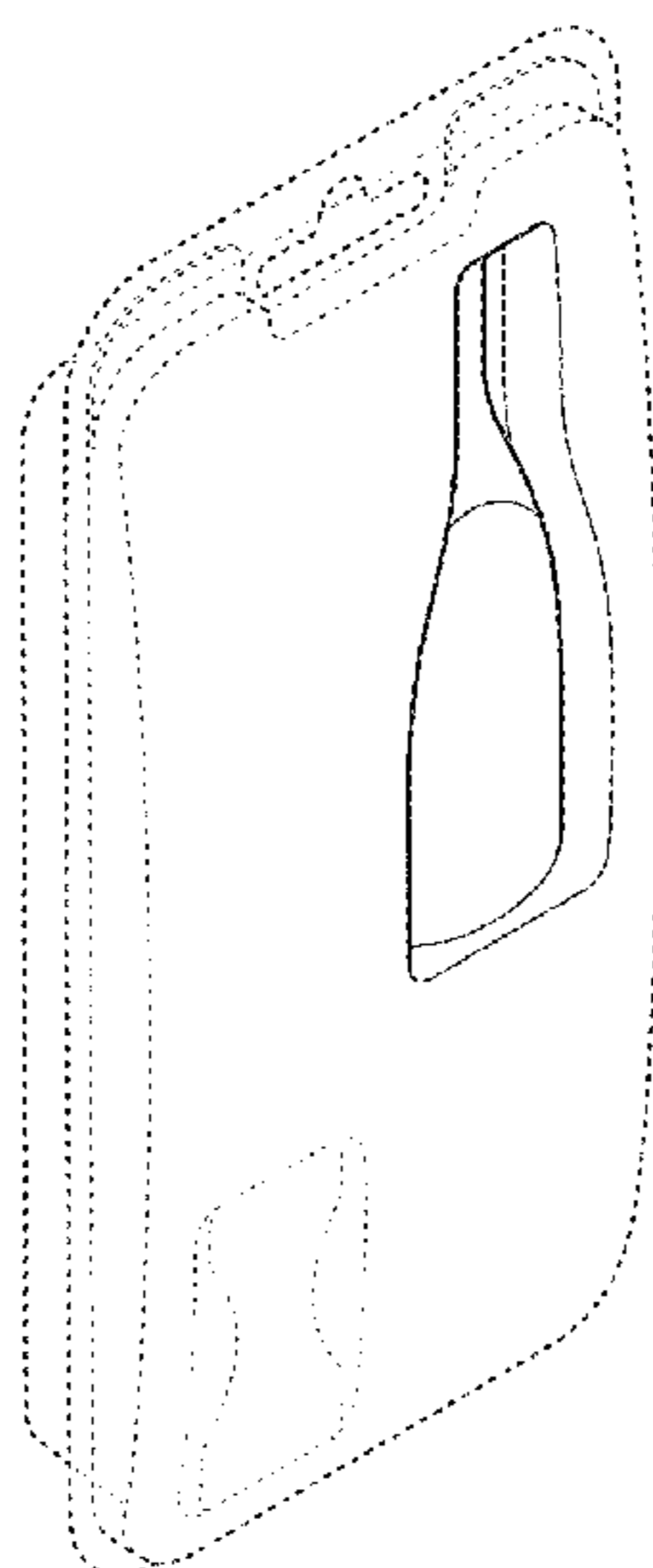
D546,668 S * 7/2007 Sheppard D9/721
D597,830 S * 8/2009 Andersen D9/418
D618,539 S * 6/2010 Ruth D9/415
D652,321 S * 1/2012 Melnick D9/721
D668,158 S * 10/2012 Gridley D9/418
D671,400 S * 11/2012 Armstrong D9/415
D691,464 S * 10/2013 Lee D9/415
8,646,607 B1 * 2/2014 Dana B65D 75/22
206/461
D758,841 S * 6/2016 Russo D9/415
2008/0283695 A1 * 11/2008 Morgan B65D 73/0092
248/150
2015/0336729 A1 * 11/2015 McIntire B65D 73/0092
206/462
2016/0272394 A1 * 9/2016 Larsen B65D 75/22

* cited by examiner
Primary Examiner — Lauren R Calve
(74) *Attorney, Agent, or Firm* — Troutman Sanders LLP;
Ryan Schneider; Chris Davis

(57) **CLAIM**
The ornamental design for a blister package, as shown and described.

DESCRIPTION
FIG. 1 is a perspective view of a blister package, showing our new design;
FIG. 2 is a top plan view thereof;
FIG. 3 is a side view thereof;
FIG. 4 is a bottom plan view thereof;
FIG. 5 is an opposite side view thereof;
FIG. 6 is a front view thereof; and,
FIG. 7 is a back view thereof.
The broken line portions are included to show unclaimed subject matter only and form no part of the claimed design.

1 Claim, 7 Drawing Sheets



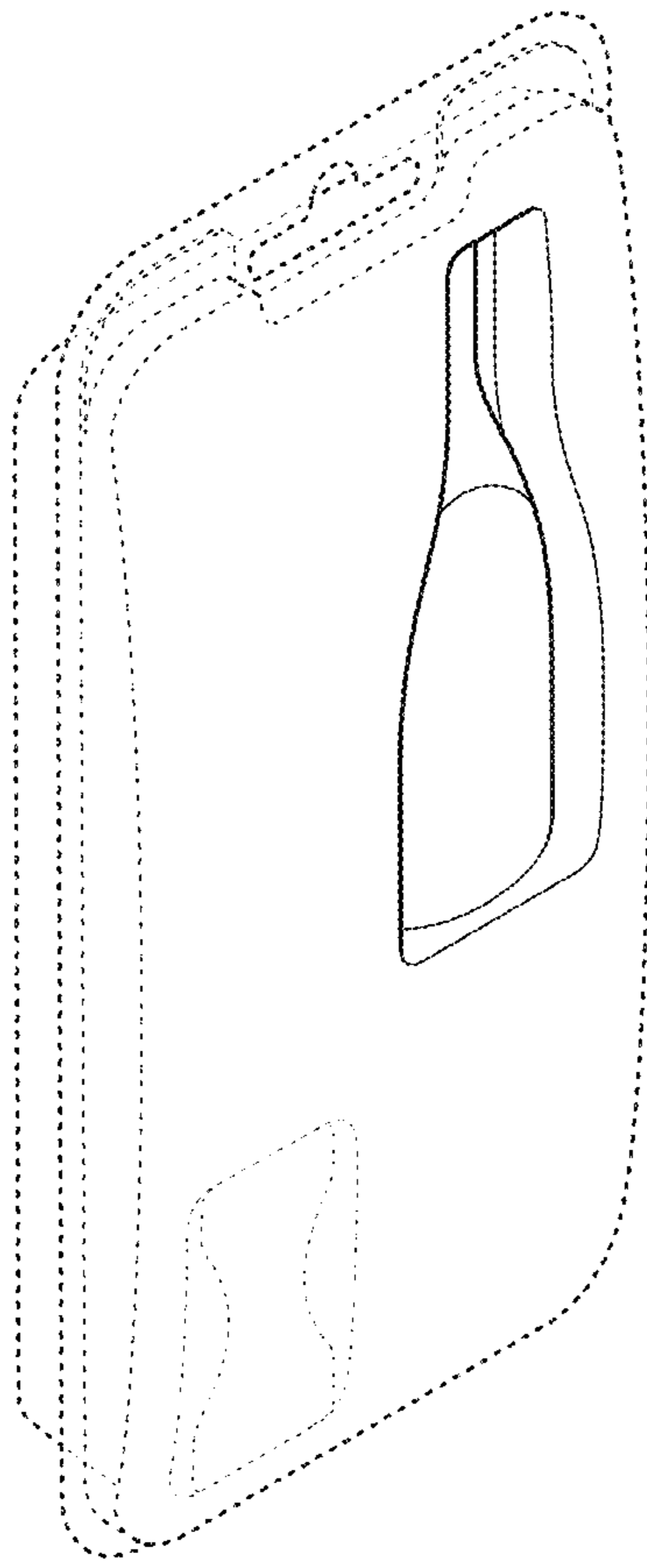


FIG. 1

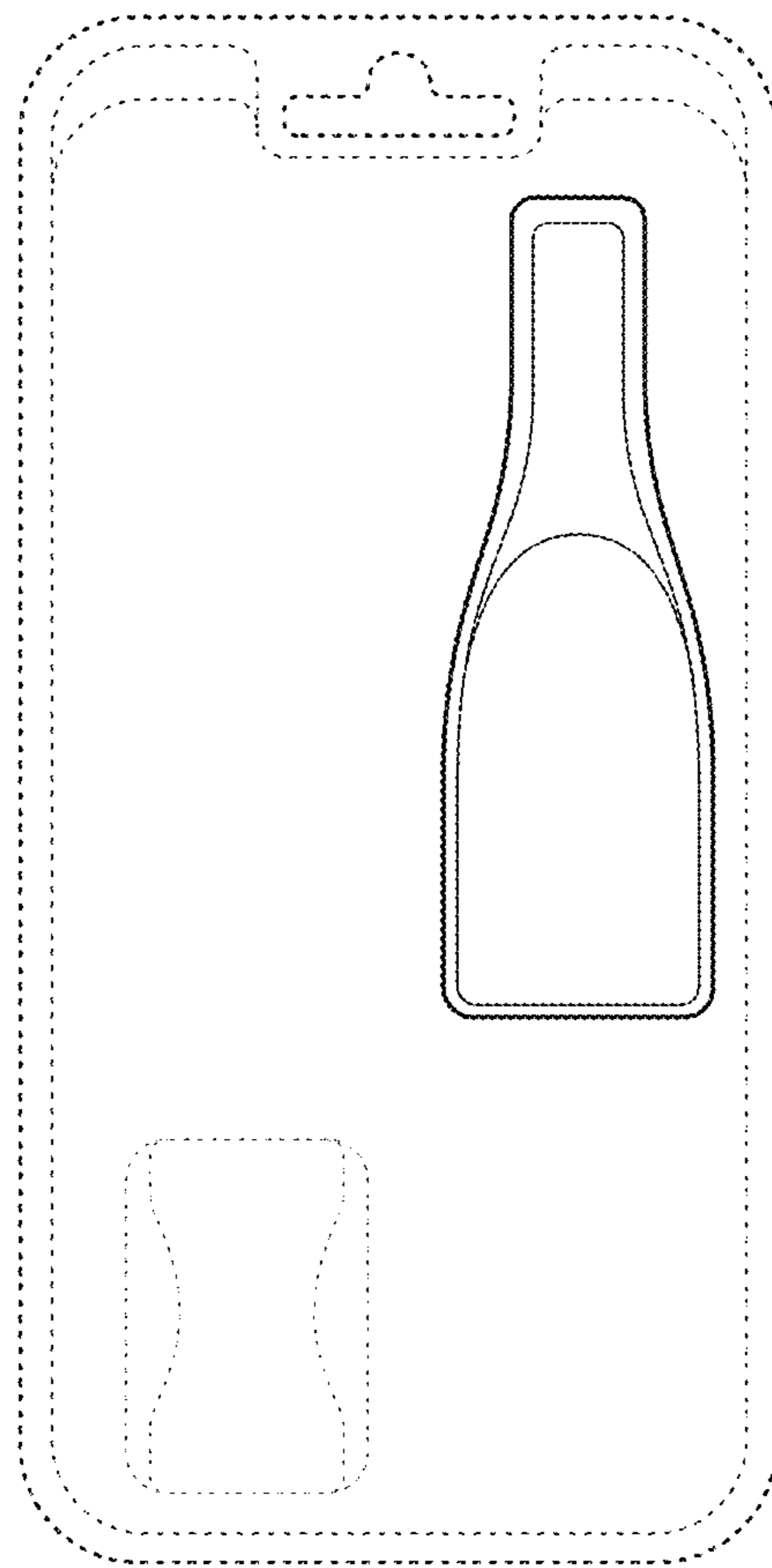


FIG. 2




FIG. 3




FIG. 4




FIG. 5

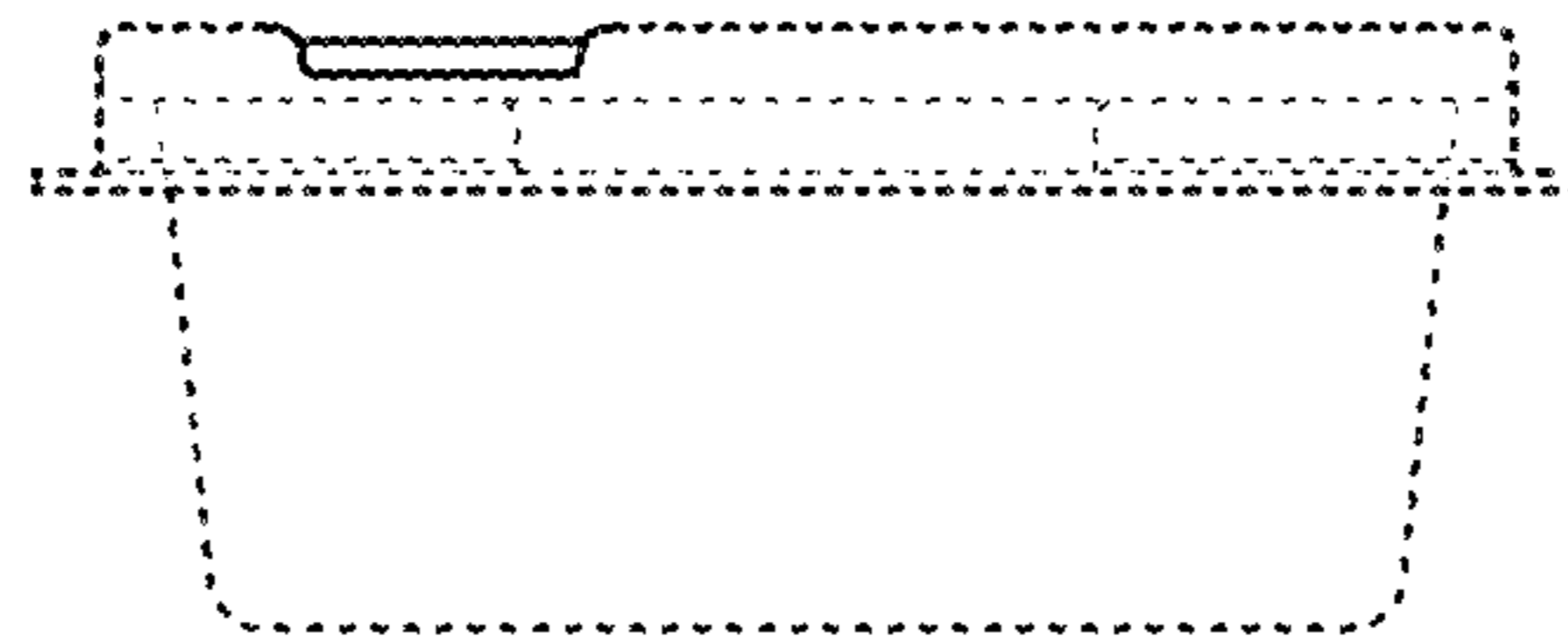


FIG. 6




FIG. 7